



BARROW COUNTY

— Georgia —



Historic Courthouse

FY2024 ANNUAL BUDGET

FY2024 PROPOSED BUDGET



BARROW COUNTY *Georgia*

BOARD OF COUNTY COMMISSIONERS

Pat Graham, Chairman
Joe Goodman, Chairman-pro tempore, District 1
William J. "Bill" Brown, District 2
Rolando Alvarez, District 3
Alex Ward, District 4
Tim Walker, District 5
Deborah Lynn, District 6

Vickie Short, Interim County Manager

Rose K. Kisaalita, CPA, Chief Financial Officer

Katerina McReynolds, Interim Clerk of Commission



BARROW COUNTY
Georgia

TABLE OF CONTENTS

Mission Statement.....	1
Barrow County Organizational Chart.....	2
FY2024 Budget Calendar.....	3
FY2024 Budget Resolution.....	4
FY2024 Committed Fund Balance Resolution.....	7
Budget Overview.....	9
Indirect Costs.....	10

GENERAL FUND

Summary of Revenues	11
Summary of Expenditures	16
Departmental Budgets	
Board of County Commissioners (1110).....	20
Board of Equalization (1120).....	22
Clerk of Commission (1130).....	24
County Manager (1315).....	26
Operations Manager (1320).....	28
Elections (1400).....	30
Finance (1510).....	32
County Attorney (1530).....	34
Information Technology (1535).....	35
Human Resources (1540).....	37
Tax Commissioner (1545).....	39
Tax Assessor (1550).....	41
Non-Departmental (1556).....	43
Buildings & Grounds (1565).....	45
Superior Court (2150).....	47
Drug Court (2151).....	49
Clerk of Superior Court (2180).....	51
District Attorney (2200).....	53
State Court (2300).....	55
Solicitor General (2305).....	57
Magistrate Court (2400).....	59
Probate Court (2450).....	61
Juvenile Court (2600).....	63
Public Defender (2800).....	65
Sheriff's Office (3300).....	67
Detention Center (3326).....	69
Emergency Services / EMS (3600).....	71
Coroner (3700).....	73
Animal Control (3910).....	75
Emergency Management Agency (EMA) (3920).....	77
Transportation (4101).....	79
Roads & Bridges (4200).....	81

TABLE OF CONTENTS

GENERAL FUND (continued)

Departmental Budgets (Continued)

Senior Citizens Center (5404).....	84
Parks, Recreation, & Leisure Services (6100).....	86
Keep Barrow Beautiful (7101)	88
Cooperative Extension Service (7110).....	90
Economic Development.....	92
Debt Service (8000).....	94
Other Financing Uses (9000).....	96

Outside Agencies Budgets

Northeast Georgia Regional Commission (1595).....	98
Barrow County Health Department (5101).....	98
Advantage Behavioral Health System Community Service Board (5102).....	98
Department of Family & Children Services (5401).....	98
Custom Industries/Barrow County MR Service Center (5405).....	98
Adult Literacy - Barrow (5410).....	99
Barrow County Library Board of Trustees (6500).....	99
Georgia Soil & Water Conservation Commission (7130).....	99
Barrow County Farmers Market (7131).....	99
Georgia Forestry Commission (7140).....	99
Barrow County Chamber of Commerce (7520).....	99
Summary of Expenditures for Outside Agencies Budget.....	100

SPECIAL REVENUE FUNDS

Summary of Revenues and Expenditures.....	101
County Law Library Fund (205).....	102
Confiscated Fund (210).....	104
School Camera - Safety Program (213).....	106
Planning & Community Development (214).....	108
Emergency Telephone System Fund (215).....	113
County Drug Abuse Treatment & Education Fund (216).....	116
Drug Court Participant Fees Fund (217).....	118
Special Programs Fund (218).....	120
County Supplemental Juvenile Services Fund (219).....	123
County Jail Fund (220).....	125
Inmate Commissary Fund (225).....	127
Grants Fund (250).....	129
American Rescue Plan Grant (255).....	135
National Opioids Settlement Fund (257).....	137
Winder- Barrow Industrial Building Authority (260).....	139
Joint Development Authority of Winder-Barrow County (265).....	141
Barrow-Braselton Joint Economic Development Authority (267).....	143
Fire Fund (270).....	145
700 MHTZ Radio System Maintenance Fund (272).....	149
Subdivision Street Lights (275).....	151

TABLE OF CONTENTS

CAPITAL PROJECT FUNDS

Summary of Revenues and Expenditures	153
General Capital Project Fund (305).....	154
Economic Development Improvements Capital Project Fund (312).....	157
SPLOST – 2005 Fund (320).....	159
SPLOST – 2012 Fund (325).....	161
SPLOST – 2018 Fund (330).....	163
SPLOST – 2022 Fund (335).....	167

DEBT SERVICE FUND

Summary of Revenues and Expenditures	169
General Obligation Bonds Fund (410).....	170
Industrial Building Authority (IBA) Debt Service Fund (412).....	172

ENTERPRISE FUNDS

WATER & SEWER FUND

Financial Policies	174
Water & Sewage Fund FY2024 Budget Summary.....	180
Revenue details.....	181
Summary of Expenses	184
Wastewater Department (4335).....	185
Water Department (4400/4401).....	187
Water & Sewer Capital Funds (4335/4401).....	190

STORMWATER UTILITY FUND

Stormwater	191
Summary of Revenues and Expenses	193
Stormwater Revenue & Expense Detail.....	194

LONG TERM DEBT SCHEDULE	197
--------------------------------------	-----

CAPITAL IMPROVEMENT PROGRAM

FY2024.....	200
FY2025.....	203
FY2026.....	205
FY2027.....	207
FY2028.....	209

TABLE OF CONTENTS

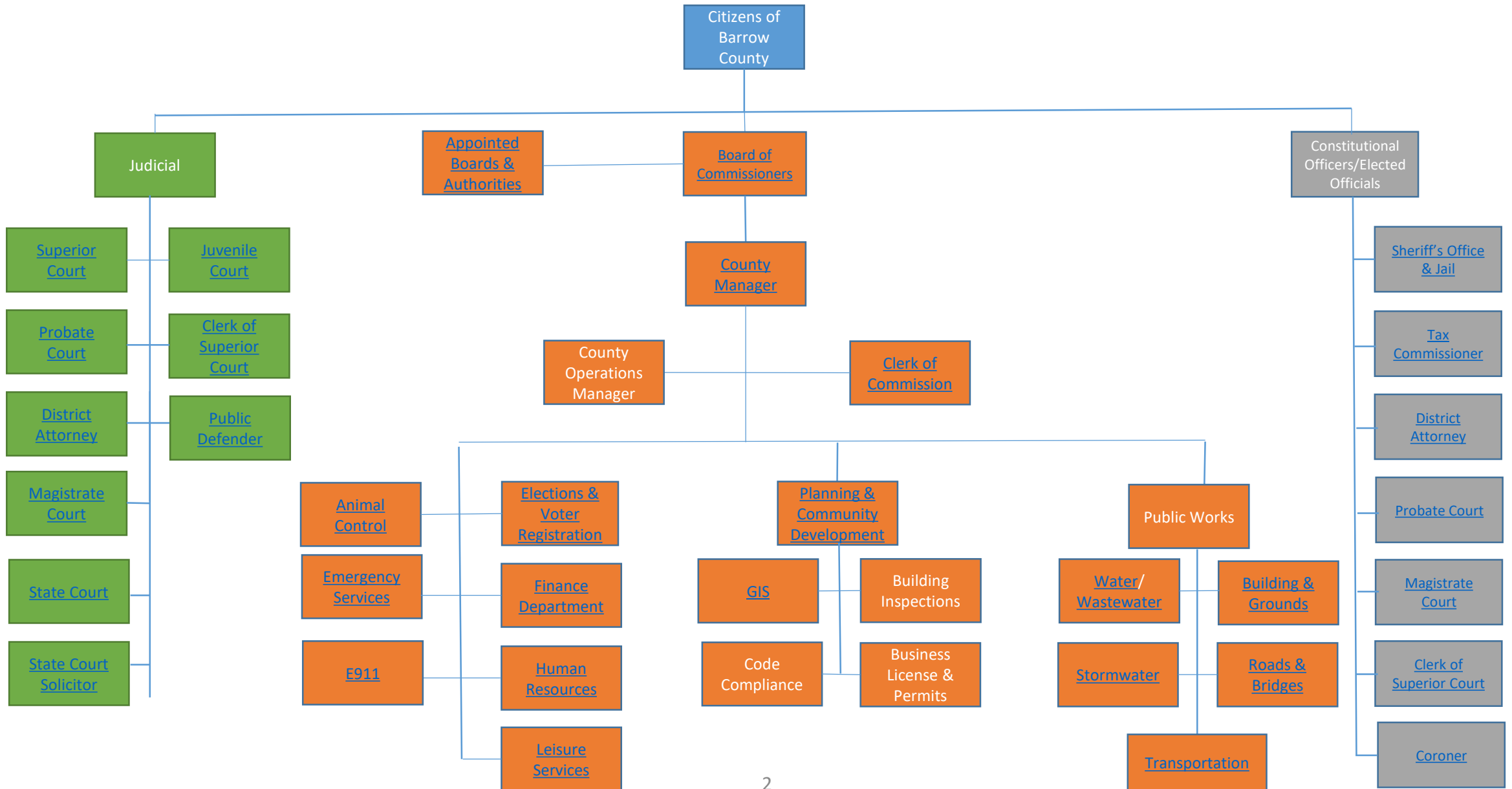
FY2024 FEE SCHEDULES

Motor Vehicle Bill, Transfer, or Title Fees.....	211
Credit Card Processing Fees.....	212
Building Fees.....	213
Fire Life Safety Code Services Fees.....	215
Fire & Emergency Response Services Fees.....	217
Open Records Fee.....	218
Environmental Health Fees.....	219
Community Development Fees.....	223
Alcohol Fees.....	225
Business License, Occupation Tax, Sign Fees & Copy Fees.....	226
GIS Fees.....	227
Animal Control Shelter Fees.....	228
Parks, Recreation & Leisure Services Fees.....	229
Water and Wastewater Rates.....	231
Stormwater Fees.....	240

BARROW COUNTY MISSION AND VISION STATEMENT AND CORE VALUES

Barrow County's mission is to provide high quality essential services in a fiscally responsible manner which promotes economic opportunities for all in collaboration with community partners. The core values of the County are: honesty and integrity, trust and transparency, to be customer-focused, and to have effective leadership.

Barrow County Organizational Chart



FY2024 BUDGET CALENDAR

February 23, 2023	Budget instructions sent to department directors, elected officials, and outside agencies.
March 9, 2023	Deadline to enter the FY2024 Budget requests into the Munis Financial System
March 10, 2023	Deadline to submit budget request packages to Finance Department.
March 13 - March 29, 2023	Finance Department to check the accuracy of the information entered into the Munis System
March 30 - April 13, 2023	County Manager and Chief Financial Officer meet with department directors, elected officials, and outside agencies to review and discuss their budget requests.
April 13 - April 28, 2023	County Manager and Chief Financial Officer compile all budget requests and other budget information to prepare a preliminary budget.
May 8 - May 10, 2023	The County Manager and the CFO meet with Board to discuss the Budget
May 11 - May 15, 2023	County Manager and Chief Financial Officer compile all budget information gathered from the budget workshops to prepare the proposed budget.
May 16, 2023	Prepare the Balanced Proposed Budget Agenda item for the Board meeting
May 23, 2023	Proposed budget submitted to Board of Commissioners.
May 24, 2023	Copy of proposed budget displayed in the Clerk of Commission's Office, library, and on the county's web site for public review. A copy of the budget is sent to the newspaper.
June 1, 2023	Ad for the Budget Public Hearings and when the Budget will be adopted is sent to the Newspaper and also posted to the County Website
June 7, 2023	Newspaper advertisement notifying the public that the proposed budget is available for review and the time and date of the budget public hearing, and the date the budget will be adopted.
June 14, 2023	Budget public hearing to obtain citizen comments on the Proposed Budget at 5:30pm
June 15, 2023	Newspaper advertisement to be in the paper notifying the public that the proposed budget will be adopted on 6/27/2023.
June 27, 2023	Adoption of the FY2024 Budget Resolution & Adoption of the millage rate of the 2023 Digest (Tentative)
July 1, 2023	FY2024 budget in effect through June 30, 2024.

FY 2024 BUDGET RESOLUTION

WHEREAS, the County's upcoming fiscal year (FY) 2024 begins on July 1, 2023, and will end on June 30, 2024; and

WHEREAS, state law requires that each county operate under an annual balanced budget adopted by ordinance or resolution; and

WHEREAS, the legal level of budget control is at the department head level; and

WHEREAS, the Human Resources Director is responsible for reviewing and approving both authorized and vacant positions; and

WHEREAS, once adopted, the annual budget may be amended during the fiscal year by a majority vote of the Board of Commissioners; and

WHEREAS, County staff prepared a proposed balanced budget stating the anticipated revenues by source and expenditures by department for the proposed fiscal year, the current fiscal year, as well as the previous fiscal year; and

WHEREAS, the General Fund budget includes revenues totaling \$992,800 which are derived strictly within the unincorporated area of the County; and

WHEREAS, the General Fund includes expenditures related to local supplements paid as additional salary to the Superior Court officials and employees, which shall only be amended by future resolution of the Board of Commissioners in accordance with the other member counties of the Piedmont Judicial District; and

WHEREAS, the Special Revenue Fund includes revenue received through the County's tax levy in the Barrow County Fire District (which includes all property lying and being in Barrow County except that portion of Barrow County lying within the corporate limits of the City of Winder) for the purpose of affording fire protection within such District and which shall be no more than 3 mills; and

WHEREAS, in FY 2023, the County collected \$4,084,926.13 in Insurance Premium Taxes, which revenue will be used to roll back taxes in the unincorporated area in FY 2024; and

WHEREAS, the Interim County Manager submitted the proposed budget to the Board of Commissioners on May 23, 2023, displayed a copy of the proposed budget in the Clerk of Commissioner's Office, at the library, and on the County's web site for public review, and provided the Barrow News - Journal newspaper (the County's legal organ) with a copy of the proposed budget; and

FY 2024 BUDGET RESOLUTION

WHEREAS, County staff notified the public, through a newspaper advertisement, that the proposed budget was available for review in the Clerk of Commissioner’s Office, at the library, and on the County’s web site and the time and day of the budget public hearing; and

WHEREAS, the Board of Commissioners conducted a public hearing on June 14, 2023, to discuss the proposed budget; and

WHEREAS, County staff notified the public, through a newspaper advertisement, of the date of the public meeting at which the budget resolution would be adopted; and

WHEREAS, the Board of Commissioners finds it to be in the public interest to adopt this resolution on June 27, 2023, approving the Barrow County FY 2024 Budget as follows:

General Fund Expenditures	\$ 58,110,833
Special Revenue Fund Expenditures	20,375,951
Capital Project Fund Expenditures	23,907,417
Debt Service Fund Expenditures	5,410,267
Enterprise Fund Expenditures	51,668,116
Less Transfers	<u>(3,779,002)</u>
Total Annual Budget	<u>\$ 155,693,582</u>

THEREFORE, BE IT RESOLVED, that the Barrow County Board of Commissioners hereby adopts the FY 2024 Budget as provided herein.

BE IT FURTHER RESOLVED, that in accordance with the official Code of Georgia Annotated Section 15-9-68, the Board of Commissioners caps the Probate Judge’s fee at \$26,853 for calendar year 2024.

(Signature page follows)

So resolved this 27th, day of June, 2023.

BARROW COUNTY BOARD OF COMMISSIONERS



Pat Graham, Chairman



Joe Goodman, Chairman-pro tempore, District 1



William J. "Bill" Brown, District 2

Rolando Alvarez, District 3



Alex Ward, District 4



Tim Walker, District 5



Deborah Lynn, District 6

Attest:

By: _____
Katerina McReynolds, Clerk

RESOLUTION FOR COMMITTED FUND BALANCE

**A RESOLUTION OF THE BARROW COUNTY BOARD OF COMMISSIONERS,
ESTABLISHING COMMITTED FUND BALANCE IN THE GENERAL FUND IN THE
AMOUNT OF \$ 645,592 IN ACCORDANCE WITH GOVERNMENTAL ACCOUNTING
STANDARDS BOARD STATEMENT NO. 54**

WHEREAS, the Governmental Accounting Standards Board (“GASB”) issued Statement No. 54 establishing a hierarchy clarifying the constraints that govern how a government entity may use amounts reported as fund balance; and

WHEREAS, the Board of Commissioners is the highest level of decision-making authority within Barrow County (“County”), and has the authority to commit, assign, or evaluate existing fund balance classifications and identify the intended uses of committed or assigned funds; and

WHEREAS, the committed fund balance classification reflects amounts subject to internal constraints self-imposed by the Board of Commissioners; and

WHEREAS, once the committed fund balance constraints are imposed, such constraint must be removed by the Board of Commissioners prior to redirecting the funds for other purposes; and

WHEREAS, the Board of Commissioners has determined it will commit \$645,592 for the following projects:

- Countyline Auburn Bridge Construction project – \$585,592
- Professional services for Hiring the County Manager - \$60,000

WHEREAS, the Board of Commissioners may commit additional funding for the above projects by official Board action;

NOW, THEREFORE, be is resolved, that the Board of Commissioners of Barrow County, in accordance with the provisions of GASB Statement No. 54, hereby commits \$645,592 of the fund balance to be used for the projects delineated above, subject to the Board of Commissioners adopting a subsequent resolution to remove or change the constraint.

PASSED AND ADOPTED THIS 27th day of June, 2023 by the Board of Commissioners of Barrow County.

BARROW COUNTY BOARD OF COMMISSIONERS



Pat Graham, Chairman



Joe Goodman, Chairman-pro tempore, District 1



William J. "Bill" Brown, District 2

Rolando Alvarez, District 3



Alex Ward, District 4



Tim Walker, District 5



Deborah Lynn, District 6

Attest:

By:

Katerina McReynolds, Clerk

BUDGET OVERVIEW

The Total for all funds as proposed FY2024 Budget is:	155,693,582	\$	123,403,850	26.17%
---	-------------	----	-------------	--------

The proposed budget is detailed below:

Fund	FY2024 Proposed Budget	FY2023 Original Budget	FY2024/FY2023 % Change
General Fund	58,110,833	\$ 52,765,715	10.13%

Special Revenue Funds:

County Law Library Fund (205)	30,800	30,800	0.00%
Confiscated Fund (210)	98,500	98,500	0.00%
School Camera - Safety Program (213)	1,001,000	501,000	99.80%
Planning & Community Development (214)	2,450,619	2,306,392	6.25%
Emergency Telephone System Fund (215)	2,064,145	2,070,718	-0.32%
County Drug Abuse Treatment & Education Fund (216)	62,200	62,200	0.00%
Drug Court Participant Fees Fund (217)	72,440	72,440	0.00%
Special Programs Fund (218)	239,015	214,015	11.68%
County Supplemental Juvenile Services Fund (219)	4,200	4,200	0.00%
County Jail Fund (220)	86,500	86,500	0.00%
Inmate Commissary Fund (225)	110,120	110,120	0.00%
Grants Fund (250)	2,143,431	1,878,726	14.09%
National Opioids Settlement Fund (257)	268,056	-	100.00%
Winder-Barrow Industrial Building Authority (260)	1,050	1,050	0.00%
Joint Development Authority of Winder – Barrow County (265)	1,050	1,050	0.00%
Barrow-Braselton Joint Economic Development Authority (267)	202,415	9,000	2149.06%
Emergency Services / Fire Fund (270)	10,231,494	8,218,176	24.50%
700 MHTZ Radio System Maintenance Fund (272)	517,663	469,033	10.37%
Subdivision Street Lights (275)	791,253	745,055	6.20%

Capital Project Funds

General Capital Project Fund (305)	3,959,433	3,054,822	29.61%
Economic Development Improvement Capital Project (312)	2,510	2,510	0.00%
SPLOST 2005 Fund (320)	50,907	40,550	25.54%
SPLOST 2012 Fund (325)	10,500	10,500	0.00%
SPLOST 2018 Fund (330)	981,067	8,646,669	-88.65%
SPLOST 2022 Fund (335)	18,903,000	17,764,890	6.41%

Debt Service Fund

General Obligation Bond	4,361,713	4,354,525	0.17%
Industrial Building Authority Debt Service Fund	1,048,554	1,048,721	-0.02%

Enterprise Funds

Water & Sewerage Fund	50,314,190	24,913,677	101.95%
Storm Water Utility Fund	1,353,926	1,684,546	-19.63%

Interfund Transfers

General Fund to General Capital Project Fund	2,079,606	3,054,822	-31.92%
General Fund to 700 MHTZ Radio System Maint.	50,085	-	100.00%
General Fund to E911 Fund	246,645	319,668	-22.84%
Planning & Community Development to General Fund	-	21,600	-100.00%
General Fund to Barrow-Braselton Development Authority (JEDA)	194,710	-	100.00%
SPLOST-2018 to Water & Sewer Fund	-	3,156,468	-100.00%
SPLOST-2022 to Water & Sewer Fund	1,207,956	1,209,692	-0.14%

Total for all funds less transfer out	155,693,582	123,403,850	26.17%
--	--------------------	--------------------	---------------

Indirect Cost Allocation to the General Fund

Paying Funds	Public Works	% of Personnel Costs	Human Resources	% of Personnel Costs	Finance	% of Personnel Costs	County Manager	% of Personnel Costs	Operations Manager	% of Personnel Costs	Total
Planning & Community Dev.	\$ -		\$ 10,534	3.00%	\$ 23,041	3.00%	\$ 2,073	1.00%	\$ 1,409	1.00%	\$ 37,057
E911	-		3,511	1.00%	7,680	1.00%	1,037	0.50%	564	0.40%	12,792
Fire	-		10,534	3.00%	23,041	3.00%	2,073	1.00%	1,409	1.00%	37,057
Water & Sewer	40,352	25.07%	7,500	2.14%	35,000	4.56%	1,500	0.72%	1,400	0.99%	85,752
Stormwater	<u>17,341</u>	10.77%	<u>3,511</u>	1.00%	<u>7,680</u>	1.00%	<u>1,037</u>	0.50%	<u>564</u>	0.40%	<u>30,133</u>
	<u>57,693</u>		<u>35,590</u>		<u>96,442</u>		<u>7,720</u>		<u>5,346</u>		<u>202,792</u>

Personnel Costs - FY2023	160,971	351,132	768,032	207,321	140,892
--------------------------	---------	---------	---------	---------	---------



BARROW COUNTY
Georgia



BARROW COUNTY

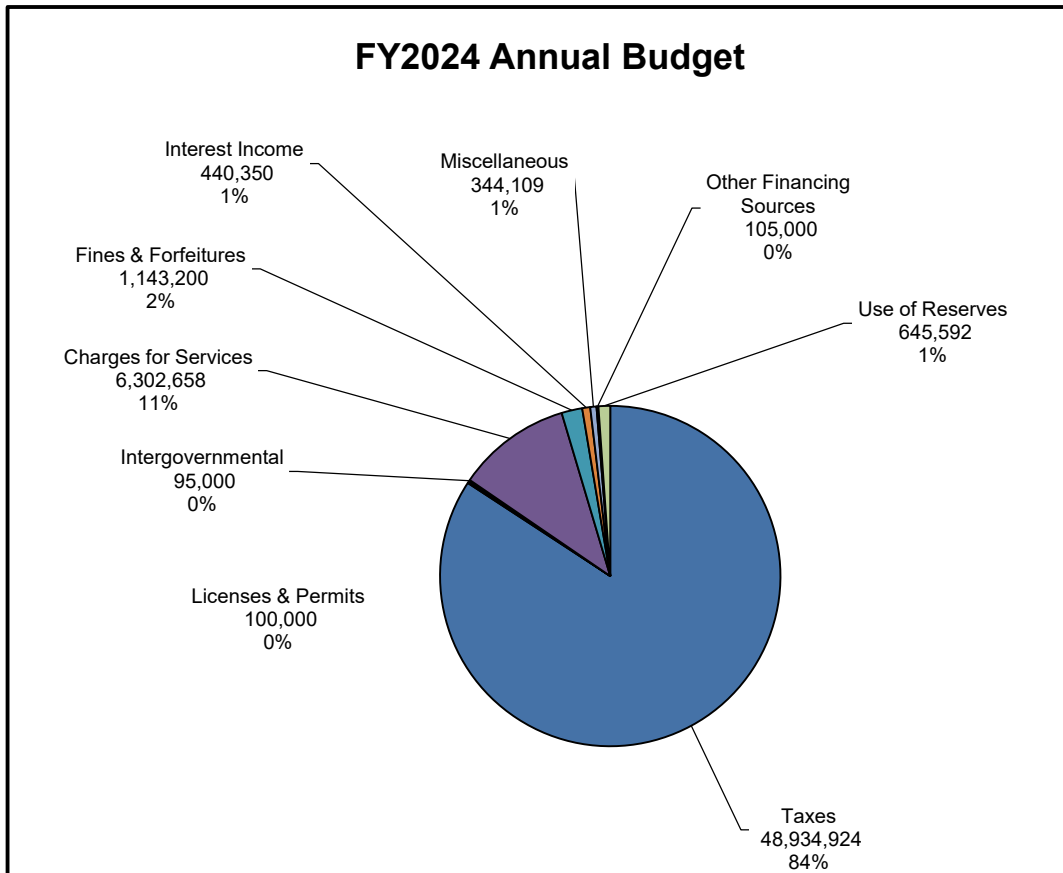
Georgia

GENERAL FUND

The General Fund is used to account for all financial transactions of a general nature which are not accounted for in other funds. The General Fund is supported by revenues derived from taxes, licenses, permits, charges for services, fines, investments, and other sources. Services funded by the General Fund include general government, law enforcement and courts, and health and human services.

SUMMARY OF REVENUES

Account Description	FY2022 Actual	FY2023 Original Budget	FY2024 Manager's Recommended Budget	FY2024 Commission Approved Budget	% Change From FY 2023-24 Budget
Taxes	44,163,654	43,797,013	48,934,924	48,934,924	11.73%
Licenses & Permits	95,227	100,000	100,000	100,000	0.00%
Intergovernmental	112,864	162,360	95,000	95,000	-41.49%
Charges for Services	6,704,337	5,209,500	6,302,658	6,302,658	20.98%
Fines & Forfeitures	1,015,488	971,070	1,143,200	1,143,200	17.73%
Interest Income	74,526	15,180	440,350	440,350	2800.86%
Miscellaneous	299,940	287,170	344,109	344,109	19.83%
Other Financing Sources	419,600	72,600	105,000	105,000	44.63%
Use of Reserves	-	2,150,822	645,592	645,592	-69.98%
TOTAL GENERAL FUND REVENUES	52,885,637	52,765,715	58,110,833	58,110,833	10.13%



GENERAL FUND REVENUES

TAXES

Account Number		Account Description	FY2022 Actual	FY2023 Original Budget	FY2023 Department's Requested Budget	FY2024 Manager's Recommended Budget	FY2024 Commission Approved Budget
10000001	311100	REAL PROPERTY TAX	15,839,646	16,600,000	16,922,063	16,922,063	16,922,063
10000001	311110	PUBLIC UTILITY TAX	477,394	580,000	591,253	591,253	591,253
10000001	311120	TIMBER TAX	174	200	204	204	204
10000001	311200	REAL PROPERTY TAX-PRIOR	179,685	292,500	400,000	400,000	400,000
10000001	311300	PERSONAL PROP TAX-CURRENT	1,713,620	2,075,024	2,115,282	2,115,282	2,115,282
10000001	311310	MOTOR VEHICLE TAX	333,181	318,839	325,025	325,025	325,025
10000001	311315	TITLE AD VALOREM TAX MOTOR VEH	7,635,696	6,500,000	7,500,000	8,000,000	8,000,000
10000001	311320	MOBILE HOME TAX	15,413	72,000	73,397	73,397	73,397
10000001	311340	INTANGIBLE TAX	1,153,812	1,178,289	1,000,000	1,000,000	1,000,000
10000001	311350	RAILROAD EQUIPMENT TAX	11,907	5,000	12,000	12,000	12,000
10000001	311400	PERSONAL PROP TAX-PRIOR	15,144	20,000	25,000	25,000	25,000
10000001	311500	PROPERTY NOT ON TAX DIGEST	27	20,000	5,000	5,000	5,000
10000001	311600	REAL ESTATE TRANSFER TAX	497,200	350,000	382,900	382,900	382,900
10000001	311750	FRANCHISE TAX-TV CABLE	484,108	450,000	472,800	472,800	472,800
10000001	313100	LOCAL OPTION SALES TAX	11,498,599	11,000,000	11,500,000	13,500,000	13,500,000
10000001	314200	ALCOHOLIC BEVERAGE EXCISE	441,023	479,381	420,000	420,000	420,000
10000001	314500	ENERGY EXCISE TAX-MANUFACTURIN	341,539	275,780	340,000	340,000	340,000
10000001	316200	INSURANCE PREMIUM TAX	3,341,541	3,400,000	4,150,000	4,150,000	4,150,000
10000001	319000	PENALTIES & INTEREST-DELQ	183,946	180,000	200,000	200,000	200,000
TOTAL TAXES			44,163,654	43,797,013	46,434,924	48,934,924	48,934,924

LICENSES & PERMITS

Account Number		Account Description	FY2022 Actual	FY2023 Original Budget	FY2023 Department's Requested Budget	FY2024 Manager's Recommended Budget	FY2024 Commission Approved Budget
10000001	321201	BUSINESS LICENSE-BANKS	95,227	100,000	100,000	100,000	100,000
TOTAL LICENSES & PERMITS			95,227	100,000	100,000	100,000	100,000

INTERGOVERNMENTAL

Account Number		Account Description	FY2022 Actual	FY2023 Original Budget	FY2023 Department's Requested Budget	FY2024 Manager's Recommended Budget	FY2024 Commission Approved Budget
10021501	337000	INTERGOV'T REVENUE-BANKS CO	16,498	17,000	-	-	-
10021501	337001	INTERGOV'T REVENUE-JACKSON CO	56,367	105,360	55,000	55,000	55,000
10021501	337004	INTEGOV'T REVENUE- ADR FUND	40,000	40,000	40,000	40,000	40,000
TOTAL INTERGOVERNMENTAL			112,864	162,360	95,000	95,000	95,000

GENERAL FUND REVENUES

100

CHARGES FOR SERVICES

Account Number	Account Description	FY2022 Actual	FY2023 Original Budget	FY2023 Department's Requested Budget	FY2024 Manager's Recommended Budget	FY2024 Commission Approved Budget
10000001 341102	55 MAYNARD ST. RESTRICTED	1,750	1,800	1,800	1,800	1,800
10000001 344160	SOLID WASTE RECYCLING FEES	838	1,000	1,000	1,000	1,000
10014002 341910	ELECTION QUALIFYING FEES	5,810	-	-	-	-
10014002 341915	AUBURN ELECTION REVENUE	5,137	5,000	4,500	4,500	4,500
10014002 341920	WINDER ELECTION REVENUE	11,806	11,000	11,500	11,500	11,500
10014002 341925	BETHLEHEM ELECTION REVENUE	1,000	1,000	1,000	1,000	1,000
10014002 341926	CARL ELECTION REVENUE	1,000	1,000	1,000	1,000	1,000
10014002 341927	STATHAM ELECTION REVENUE	1,792	15,000	1,500	1,500	1,500
10014002 341930	SALE OF MAPS & PUBLICATION	100	50	200	200	200
10015451 341600	MOTOR VEHICLE TAG COLL FEE	36,328	32,000	35,000	35,000	35,000
10015451 341940	TAX COLLECTION COMMISSION	1,481,251	1,500,000	1,500,000	1,500,000	1,500,000
10021802 341101	CLERK OF SUPERIOR COURT	250,202	194,246	200,000	200,000	200,000
10021802 341201	RECORDING-CLERK OF SUP CT	1,472,837	1,150,000	1,400,000	1,400,000	1,400,000
10021802 341400	PRINTING AND DUPLICATING	1,209	1,000	500	500	500
10022002 341400	PRINTING AND DUPLICATING	772	500	300	300	300
10023002 341204	JUDICIAL OPERATIONS FUND FEE	7,250	4,200	5,000	5,000	5,000
10023002 341400	PRINTING AND DUPLICATING	1,036	650	750	750	750
10024002 341105	MAGISTRATE COURT	188,882	186,447	187,000	187,000	187,000
10024502 341202	RECORDING-PROBATE	76,770	83,722	77,000	77,000	77,000
10024502 341400	PRINTING AND DUPLICATING	60,862	45,000	50,000	50,000	50,000
10028001 341106	FEES & CHARGES	1,200	5,000	1,000	1,000	1,000
10033002 342100	SPECIAL POLICE SERVICES	61,195	50,000	60,000	60,000	60,000
10033002 342140	BD OF EDU RESOURCE & SECURITY	289,626	253,286	350,000	350,000	350,000
10033002 346410	BACKGROUND CHECK FEES	4,065	3,000	3,000	3,000	3,000
10033262 342300	DETENTION & CORRECTION SVC	27,914	25,000	25,000	25,000	25,000
10033262 342330	PRISONER HOUSING FEES	1,425	3,000	500,000	564,603	564,603
10033262 342340	PHONE CARD PROCEEDS	58,249	38,000	50,000	50,000	50,000
10035002 341391	PLAN REVIEW FEES	810	-	-	-	-
10035052 341701	INDIRECT COST ALLOC- CM-HR-FIN	-	-	37,057	37,057	37,057
10036002 341400	PRINTING AND DUPLICATING	3,743	4,000	4,000	4,000	4,000
10036002 342600	AMBULANCE FEES	996,702	-	-	-	-
10036002 342605	AMBULANCE FEES-UNITED	45,037	35,000	30,000	30,000	30,000
10038002 341705	INDIRECT COST ALLOCATIONS-E911	-	-	12,792	12,792	12,792
10039102 346100	REGISTRATION AND ADOPTION	45,689	35,000	40,000	40,000	40,000
10039102 346103	RESTITUTION-ANIMAL CONTROL	1,231	1,500	1,500	1,500	1,500
10041012 341386	PLAN REVIEW & DRIVEWAY PERMITS	-	22,000	40,000	40,000	40,000
10042002 341388	CONSTRUCTION & STREET SIGNS	-	12,500	12,500	12,500	12,500
10043202 341702	INDIRECT COST ALLOCATIONS - PW	17,341	17,341	17,341	17,341	17,341
10043202 341703	INDIRECT COST ALLOCATIONS- SW	-	-	12,792	12,792	12,792
10044012 341702	INDIRECT COST ALLOCATIONS - PW	40,352	40,352	40,352	40,352	40,352
10044012 341704	INDIRECT COST ALLOCATIONS-W&S	-	-	45,400	45,400	45,400
10061002 347000	RECREATION FEES	176,254	158,000	170,000	170,000	170,000
10061002 347900	RENTAL OF RECREATION FACIL	94,370	75,000	80,000	80,000	80,000
10061002 347901	RECREATION-CONCESSION SALE	5,989	4,000	4,000	4,000	4,000
10061002 347904 005	SPECIAL EVENTS	2,647	-	-	-	-
10071011 344150	SOLID WASTE TIPPING FEES	1,223,389	1,193,406	1,185,714	1,185,714	1,185,714
10071011 344160	SOLID WASTE RECYCLING FEES	479	500	500	500	500
10074002 341706	INDIRECT COST ALLOCATIONS- P&D	-	-	37,057	37,057	37,057
TOTAL CHARGES FOR SERVICES		6,704,337	5,209,500	6,238,055	6,302,658	6,302,658

GENERAL FUND REVENUES

100

FINES & FORFEITURES

Account Number		Account Description	FY2022 Actual	FY2023 Original Budget	FY2023 Department's Requested Budget	FY2024 Manager's Recommended Budget	FY2024 Commission Approved Budget
10015451	351140	LATE TAG PENALTY	14,499	20,000	15,000	15,000	15,000
10021801	351110	FINES&FORFEIT-SUPERIOR CT	183,488	210,000	180,000	180,000	180,000
10021801	351164	PRETRIAL DIVERSION	16,631	20,000	15,000	15,000	15,000
10022001	351164	PRETRIAL DIVERSION - DA	-	200	200	200	200
10022001	351165	CRIME VICTIMS ASST FUND-DA	40,262	32,000	32,000	32,000	32,000
10023001	351164	PRETRIAL DIVERSION	-	-	1,000	1,000	1,000
10023001	351171	COURT FINES - STATE COURT	659,964	584,065	800,000	800,000	800,000
10024001	351130	FINES & FORFEIT-MAGISTRATE	15,840	20,000	15,000	15,000	15,000
10024001	351164	PRETRIAL DIVERSION	6,201	5,793	6,000	6,000	6,000
10024501	351150	FINES & FORFEIT-PROBATE	77,134	77,012	77,000	77,000	77,000
10026001	351160	FINES & FORFEIT-JUVENILE JUDGE	1,470	2,000	2,000	2,000	2,000
TOTAL FINES & FORFEITURES			1,015,488	971,070	1,143,200	1,143,200	1,143,200

INTEREST INCOME

Account Number		Account Description	FY2022 Actual	FY2023 Original Budget	FY2023 Department's Requested Budget	FY2024 Manager's Recommended Budget	FY2024 Commission Approved Budget
10000001	361000	INTEREST REVENUES	925	800	10,000	10,000	10,000
10000001	361002	GA FUND 1 INTEREST REVENUE	71,431	12,000	400,000	400,000	400,000
10000001	361003	INVESTMENT ACCT CS&B INTEREST	1,681	2,000	30,000	30,000	30,000
10021801	361000	INTEREST REVENUES	435	300	300	300	300
10023001	361000	INTEREST REVENUES	48	30	30	30	30
10024501	361000	INTEREST REVENUES	6	50	20	20	20
TOTAL INTEREST INCOME			74,526	15,180	440,350	440,350	440,350

MISCELLANEOUS

Account Number		Account Description	FY2022 Actual	FY2023 Original Budget	FY2023 Department's Requested Budget	FY2024 Manager's Recommended Budget	FY2024 Commission Approved Budget
10000001	383000	REIMB FOR DAMAGED PROPERTY	-	500	1,000	1,000	1,000
10000001	383002	REIM FOR DAMAGED PROP-VEHICLES	1,298	600	-	-	-
10000001	389004	MISCELLANEOUS REVENUE	19,119	10,000	10,000	10,000	10,000
10000001	389005	MISC. REV.-SALE OF NON-CAPITAL	155	500	1,000	1,000	1,000
10000001	389008	MISC. REV. - PERSCRIPT. REBATE	201,885	216,970	300,000	300,000	300,000
10000001	389009	MISC REV - CHILD SUPPORT FEES	378	500	309	309	309
10000001	389013	MISC. REV. - HOTEL/MOTEL TAX	-	-	1,000	1,000	1,000
10000001	389015	CREDIT CARD FEES	606	500	500	500	500
10000001	389021	VEG. CLEARING SVC- HWY 82 LAND	2,500	-	-	-	-
10000001	389023	EVERMOOR RENTAL - HWY 82 BLDG	2,800	2,400	2,400	2,400	2,400
10000001	389024	LEFTOVER PETS RENTAL	250	3,000	-	-	-
10000001	389026	MISC REVENUE-JACKSON EMC	13,531	10,000	10,000	10,000	10,000
10000001	389028	E.R. SNELL RENTAL FEE	16,800	16,800	-	-	-
10000001	389031	CATSNIP SPAY/NEUTER SVCS OF GA	750	700	700	700	700
10000001	389032	ANIMAL ALLIANCE OF GA	-	-	1,000	1,000	1,000
10015451	389004	MISCELLANEOUS REVENUE	10	-	-	-	-
10015501	389004	MISCELLANEOUS REVENUE	28	500	-	-	-
10015561	389027	AMPHITHEATER RENTAL FEE	8,850	5,000	1,000	1,000	1,000
10033001	389002	MISC. REV. - SALE OF GUNS	14,325	5,000	1,000	1,000	1,000
10033001	389004	GENERAL REVENUES	347	100	100	100	100
10036001	389004	MISCELLANEOUS REVENUE	291	1,000	1,000	1,000	1,000
10036002	389015	CREDIT CARD FEES	-	50	50	50	50
10039101	371004	DONATIONS-ANIMAL CONTROL	9,579	8,000	8,000	8,000	8,000
10039101	371012	DONATIONS-ANIMAL CONT IMPROVEM	-	50	50	50	50
10054041	371010	DONATIONS - SENIOR CENTER	6,440	5,000	5,000	5,000	5,000
TOTAL MISCELLANEOUS			299,940	287,170	344,109	344,109	344,109

GENERAL FUND REVENUES

USE OF RESERVES

Account Number		Account Description	FY2022 Actual	FY2023 Original Budget	FY2023 Department's Requested Budget	FY2024 Manager's Recommended Budget	FY2024 Commission Approved Budget
10000001	392108	COMMITTED FUND BALANCE	-	2,150,822	50,000	645,592	645,592
TOTAL USE OF RESREVES			-	2,150,822	50,000	645,592	645,592

OTHER FINANCING SOURCES

Account Number		Account Description	FY2022 Actual	FY2023 Original Budget	FY2023 Department's Requested Budget	FY2024 Manager's Recommended Budget	FY2024 Commission Approved Budget
10000001	391227	TF IN - PLANN - PLANTING TREES	-	21,600	-	-	-
10000001	392100	SALE OF FIXED ASSETS	39,100	1,000	5,000	5,000	5,000
10000001	392104	INSURANCE PROCEEDS	3,000	-	-	-	-
10000001	392105	SALE OF FIXED ASSETS-VEHICLES	377,500	50,000	100,000	100,000	100,000
TOTAL OTHER FINANCING SOURCES			419,600	72,600	105,000	105,000	105,000

TOTAL GENERAL FUND REVENUES

Account Number		Account Description	FY2022 Actual	FY2023 Original Budget	FY2023 Department's Requested Budget	FY2024 Manager's Recommended Budget	FY2024 Commission Approved Budget
TOTAL GENERAL FUND REVENUES			52,885,637	52,765,715	54,950,638	58,110,833	58,110,833

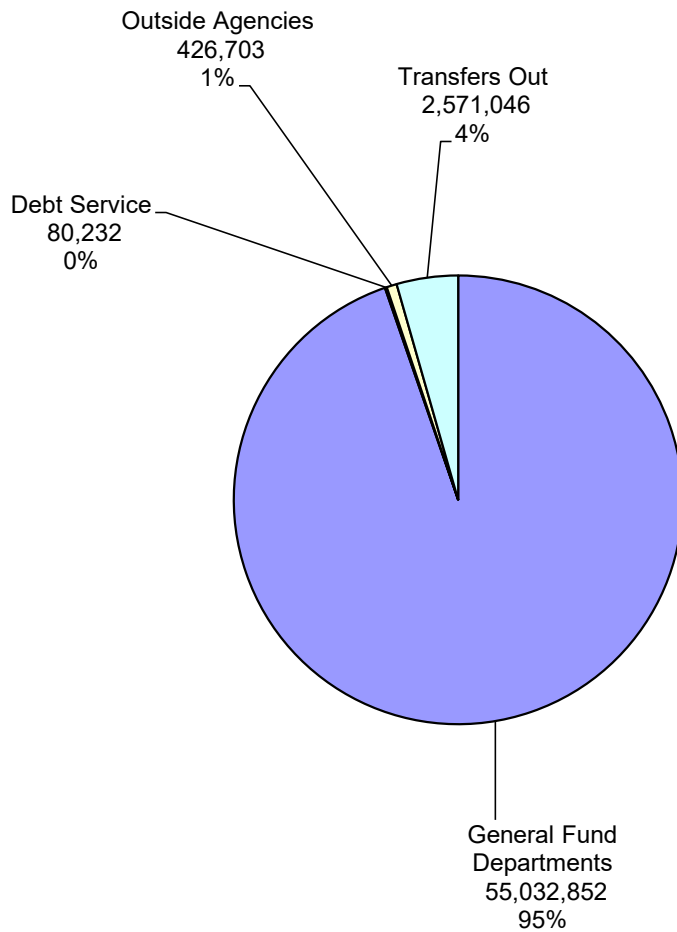


BARROW COUNTY
Georgia

SUMMARY OF EXPENDITURES

Account Description	FY2022 Actual	FY2023 Original Budget	FY2024 Manager's Recommended Budget	FY2024 Commission Approved Budget	% Change From FY 2023-24 Budget
General Fund Departments	39,190,166	48,890,290	55,227,562	55,032,852	12.56%
Debt Service	80,232	80,232	80,232	80,232	0.00%
Outside Agencies	394,800	420,703	426,703	426,703	1.43%
Transfers Out	4,001,041	3,374,490	2,376,336	2,571,046	-23.81%
TOTAL GENERAL FUND EXPENDITURES	43,666,240	52,765,715	58,110,833	58,110,833	10.13%

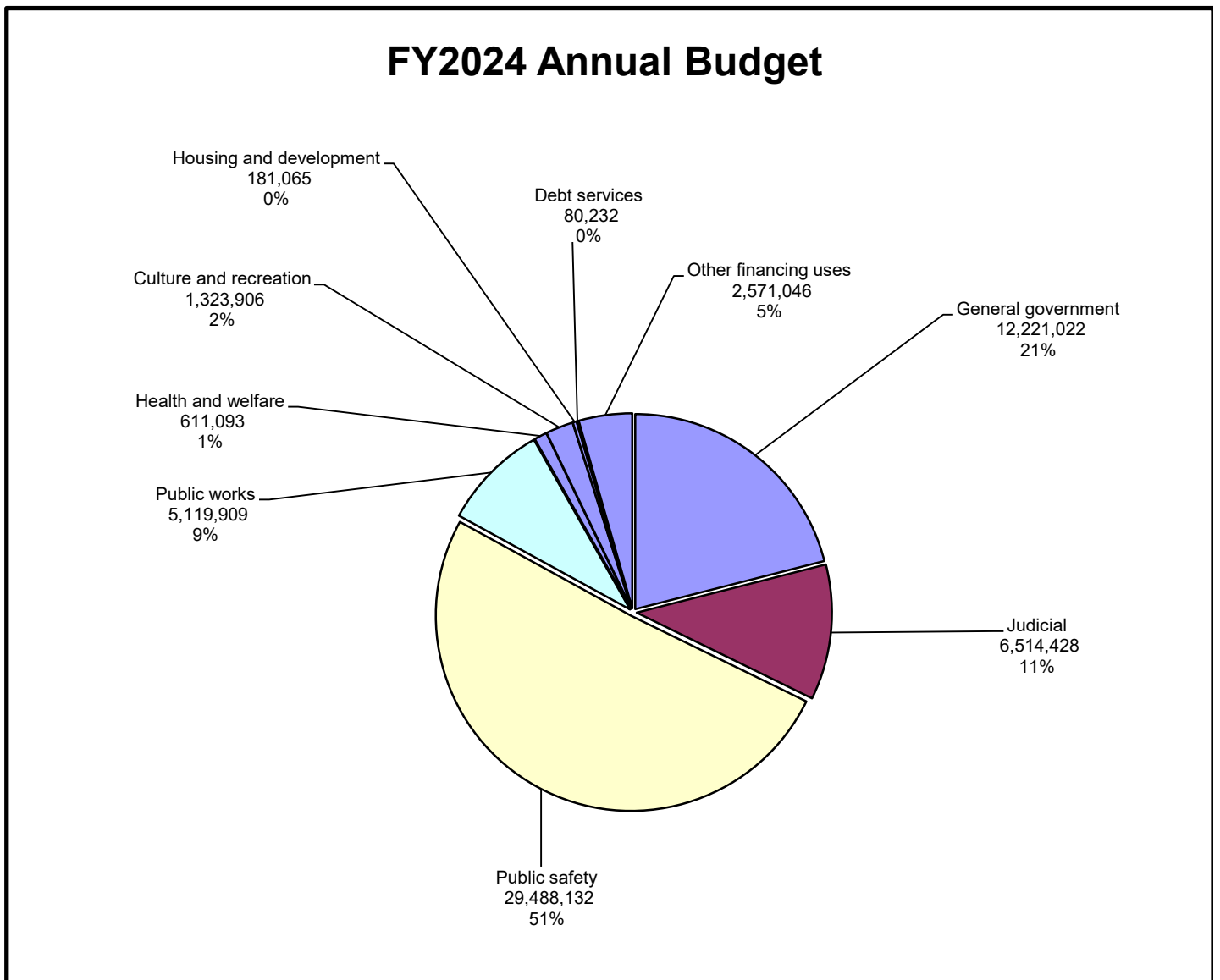
FY2024 Annual Budget



GENERAL FUND EXPENDITURES

SUMMARY OF EXPENDITURES BY FUNCTION

Account Description	FY2022 Actual	FY2023 Original Budget	FY2024 Manager's Recommended Budget	FY2024 Commission Approved Budget	% Change From FY 2023-24 Budget
General government	7,385,008	9,231,244	12,264,192	12,221,022	32.39%
Judicial	5,349,069	6,233,756	6,514,428	6,514,428	4.50%
Public safety	22,019,920	26,656,608	29,488,132	29,488,132	10.62%
Public works	3,024,727	4,867,912	5,119,909	5,119,909	5.18%
Health and welfare	451,105	597,850	611,093	611,093	2.22%
Culture and recreation	1,086,115	1,307,343	1,323,906	1,323,906	1.27%
Housing and development	269,022	416,280	332,605	181,065	-56.50%
Debt services	80,232	80,232	80,232	80,232	0.00%
Other financing uses	4,001,041	3,374,490	2,376,336	2,571,046	-23.81%
TOTAL GF EXPENDITURES	43,666,240	52,765,715	58,110,833	58,110,833	10.13%



GENERAL FUND EXPENDITURES

100

GENERAL FUND DEPARTMENTS

Dept. Number	Account Description	FY2022 Actual	FY2023 Original Budget	FY2024 Manager's Recommended Budget	FY2024 Commission Approved Budget	% Change From FY 2023-24 Budget
1110	Board of County Commissioners	381,621	486,684	649,496	649,496	33.45%
1120	Board of Equalization	2,171	12,898	19,398	19,398	50.40%
1130	Clerk of Commission	153,682	199,648	192,353	192,353	-3.65%
1315	County Manager	291,911	278,310	272,602	272,602	-2.05%
1320	Operations Manager	-	149,892	187,028	187,028	0.00%
1400	Elections	305,654	424,127	492,308	492,308	16.08%
1510	Finance	860,651	983,815	1,101,352	1,101,352	11.95%
1535	Information Technology	418,458	447,564	589,098	589,098	31.62%
1540	Human Resources	377,079	421,432	479,145	479,145	13.69%
1545	Tax Commissioner	801,047	945,166	964,140	964,140	2.01%
1550	Tax Assessor	1,044,266	976,640	1,068,569	1,068,569	9.41%
1556	Non-Departmental	1,134,962	1,634,403	3,897,918	3,854,748	138.49%
1565	Buildings & Grounds	1,534,515	2,190,665	2,264,785	2,264,785	3.38%
2150	Superior Court	579,679	680,002	677,588	677,588	-0.35%
2151	Drug Court	53,232	116,656	159,247	159,247	36.51%
2180	Clerk of Superior Court	1,048,046	1,326,217	1,338,057	1,338,057	0.89%
2200	District Attorney	1,077,992	1,395,164	1,438,326	1,438,326	3.09%
2300	State Court	189,755	192,086	174,895	174,895	100.00%
2305	Solicitor General	234,784	364,153	409,856	409,856	100.00%
2400	Magistrate Court	555,822	574,981	595,168	595,168	3.51%
2450	Probate Court	417,246	474,454	464,763	464,763	-2.04%
2600	Juvenile Court	572,623	449,561	520,498	520,498	15.78%
2800	Public Defender	619,891	660,482	736,030	736,030	11.44%
3300	Sheriff's Office	10,662,838	12,812,872	14,134,726	14,134,726	10.32%
3326	Detention Center	7,033,984	9,134,901	9,736,223	9,736,223	6.58%
3600	Emergency Services / EMS	3,019,989	3,184,371	3,865,822	3,865,822	21.40%
3700	Coroner	126,060	122,628	165,870	165,870	35.26%
3910	Animal Control	1,030,433	1,264,738	1,353,350	1,353,350	7.01%
3920	Emergency Management	146,616	137,098	232,141	232,141	69.32%
4101	Transportation	613,585	907,692	932,028	932,028	2.68%
4200	Roads & Bridges	2,411,142	3,960,220	4,187,881	4,187,881	5.75%
5404	Senior Citizens Center	160,371	300,072	313,315	313,315	4.41%
6100	Parks, Recreation, & Leisure Services	1,086,115	1,307,343	1,323,906	1,323,906	1.27%
7101	Keep Barrow Beautiful	12,331	21,850	19,350	19,350	-11.44%
7110	Cooperative Extension	80,363	144,700	118,790	118,790	-17.91%
7515	Economic Development	151,253	206,805	151,540	-	-26.72%
TOTAL GF DEPARTMENTS		39,190,166	48,890,290	55,227,562	55,032,852	12.96%

DEBT SERVICE

Dept. Number	Account Description	FY2022 Actual	FY2023 Original Budget	FY2024 Manager's Recommended Budget	FY2024 Commission Approved Budget	% Change From FY 2023-24 Budget
8000	Debt Service	80,232	80,232	80,232	80,232	0.00%
TOTAL DEBT SERVICE		80,232	80,232	80,232	80,232	0.00%

GENERAL FUND EXPENDITURES

100

OUTSIDE AGENCIES

Dept. Number	Account Description	FY2022 Actual	FY2023 Original Budget	FY2024 Manager's Recommended Budget	FY2024 Commission Approved Budget	% Change From FY 2023-24 Budget
1595	NEGA Regional Commission	78,991	80,000	86,000	86,000	7.50%
5101	Health Department	202,778	202,778	202,778	202,778	0.00%
5102	Advantage Behavioral CSB	14,500	14,500	14,500	14,500	0.00%
5401	DFACS	47,956	55,000	55,000	55,000	0.00%
5405	Custom Industry - MR SVS Center	10,500	10,500	10,500	10,500	0.00%
5410	Adult Literacy Barrow	15,000	15,000	15,000	15,000	0.00%
7130	GA Soil & Water Conservation Commission	4,000	4,000	4,000	4,000	0.00%
7131	Barrow County Farmers Market	-	15,000	15,000	15,000	100.00%
7140	Georgia Forestry Commission	4,575	4,575	4,575	4,575	0.00%
7520	BC Chamber of Commerce	16,500	19,350	19,350	19,350	0.00%
	TOTAL OUTSIDE AGENCIES	394,800	420,703	426,703	426,703	1.43%

TRANSFERS OUT

Fund Number	Account Description	FY2022 Actual	FY2023 Original Budget	FY2024 Manager's Recommended Budget	FY2024 Commission Approved Budget	% Change From FY 2023-24 Budget
305	General Capital Project Fund	558,626	966,500	1,444,014	1,444,014	49.41%
305	General Capital Project Fund - Reserve	2,770,769	2,088,322	585,592	585,592	-71.96%
305	Capital Project Fund-Motor Vehicle Reserve	522,000	-	50,000	50,000	100.00%
215	E-911 Fund	-	319,668	246,645	246,645	-22.84%
272	700 MHTZ Radio System Maintenance Fund	149,646	-	50,085	50,085	0.00%
214	Barrow-Braselton Development Authority (JEDA)	-	-	-	194,710	0.00%
	TOTAL TRANSFERS OUT	4,001,041	3,374,490	2,376,336	2,571,046	-23.81%

TOTAL GENERAL FUND EXPENDITURES

Fund Number	Account Description	FY2022 Actual	FY2023 Original Budget	FY2024 Manager's Recommended Budget	FY2024 Commission Approved Budget	% Change From FY 2023-24 Budget
100	TOTAL GENERAL FUND EXPENDITURES	43,666,240	52,765,715	58,110,833	58,110,833	10.13%



BARROW COUNTY
Georgia

**GENERAL FUND
DEPARTMENTAL BUDGETS
AND OUTSIDE AGENCIES**

DEPARTMENT PROFILE

The Board of County Commissioners is composed of seven part-time members. The chairman is elected county-wide and the other six commissioners are elected through district elections for four year staggered terms. The Board, as the county’s governing authority, is responsible for establishing policy for county operations, enacting ordinances and resolutions to promote the county’s health, safety, and welfare, and approving the annual budget and millage rate which funds the operations of the constitutional officers as well as the departments under the Board’s jurisdiction. The county operates under a county manager form of government and appoints a county manager to supervise, direct, and control the day-to-day activities and business operations of the county government.

STAFFING PLAN

Position Title	FY 2022	FY 2023	FY 2024
Part Time:			
County Chairman (Elected)	1	1	1
County Commissioner (Elected)	6	6	6
TOTAL POSITIONS	7	7	7

FY2024 BUDGET SUMMARY

Funding Source: General Fund

	FY2022 ACTUAL	FY2023 BUDGET	FY2024 BUDGET
Personnel Services	156,531	243,884	204,396
Contracted Services	222,471	222,000	406,000
Supplies	2,618	20,800	39,100
Total	381,621	486,684	649,496

BOARD OF COUNTY COMMISSIONERS

1110

Account Number	Account Description	FY2022 Actual	FY2023 Original Budget	FY2023 Department's Requested Budget	FY2024 Manager's Recommended Budget	FY2024 Commission Approved Budget
----------------	---------------------	---------------	------------------------	--------------------------------------	-------------------------------------	-----------------------------------

PERSONNEL COSTS

1001110	511000	SALARIES & WAGES	95,110	90,730	90,730	123,801	123,801
1001110	512100	GROUP INSURANCE	46,608	138,252	138,252	63,163	63,163
1001110	512200	FICA	5,247	5,626	6,147	7,676	7,676
1001110	512300	MEDICARE	1,227	1,316	1,438	1,796	1,796
1001110	512400	RETIREMENT CONTRIBUTIONS	8,340	7,960	7,960	7,960	7,960
TOTAL PERSONNEL COSTS			156,531	243,884	244,527	204,396	204,396

CONTRACTED SERVICES

1001110	521200	PROFESSIONAL SERVICES	750	30,000	90,000	90,000	90,000
1001110	521210	PROF SVCS-COUNTY ATTORNEY	68,634	45,000	100,000	120,000	120,000
1001110	521214	SDS LEGAL EXPENSES	80,258	75,000	15,000	50,000	50,000
1001110	521225	PROF SVCS-COUNTY MNGR HIRING	-	-	-	60,000	60,000
1001110	521400	TV RECORDING	9,275	15,000	15,000	15,000	15,000
1001110	522200	REPAIRS AND MAINTENANCE	24,570	-	-	-	-
1001110	523200	COMMUNICATIONS	483	500	500	10,500	10,500
1001110	523201	POSTAGE	8	200	200	200	200
1001110	523300	ADVERTISING	2,055	3,500	3,500	3,500	3,500
1001110	523400	PRINTING AND BINDING	28	300	300	300	300
1001110	523500	TRAVEL	10,798	10,000	12,000	12,000	12,000
1001110	523600	DUES AND FEES	20,737	32,500	32,500	32,500	32,500
1001110	523700	EDUCATION AND TRAINING	4,875	10,000	12,000	12,000	12,000
TOTAL CONTRACTED SERVICES			222,471	222,000	281,000	406,000	406,000

SUPPLIES

1001110	531100	GENERAL SUPPLIES & MATERIALS	355	5,700	4,000	4,000	4,000
1001110	531109	SUPPLIES- REBRANDING COUNTY	-	-	-	20,000	20,000
1001110	531300	FOOD & BEVERAGES	553	2,600	2,600	2,600	2,600
1001110	531305	BENOVOLENT	-	2,000	2,000	2,000	2,000
1001110	531600	SMALL EQUIPMENT	1,709	10,500	10,500	10,500	10,500
TOTAL SUPPLIES			2,618	20,800	19,100	39,100	39,100

TOTAL BOARD OF COUNTY COMMISSIONERS			381,621	486,684	544,627	649,496	649,496
--	--	--	----------------	----------------	----------------	----------------	----------------

DEPARTMENT PROFILE

This six-member board (three members and three alternates) is appointed by the Grand Jury for three year terms. The Clerk of Superior Court provides oversight to this board. The Board of Equalization hears taxpayer appeals from assessments made by the Board of Tax Assessors and can take necessary action to obtain uniformity. Board of Equalization decisions may be appealed to Superior Court.

STAFFING PLAN

Position Title	FY 2022	FY 2023	FY 2024
Per Meeting:			
Board of Equalization Member	3	3	3
Board of Equalization Alternate	3	3	3
TOTAL POSITIONS	6	6	6

FY2024 BUDGET SUMMARY

Funding Source: General Fund

	FY2022 ACTUAL	FY2023 BUDGET	FY2024 BUDGET
Personnel Services	1,249	7,139	7,139
Contracted Services	922	5,559	12,059
Supplies	200	200	200
Total	2,371	12,898	19,398

BOARD OF EQUALIZATION

1120

Account Number	Account Description	FY2022 Actual	FY2023 Original Budget	FY2023 Department's Requested Budget	FY2024 Manager's Recommended Budget	FY2024 Commission Approved Budget
----------------	---------------------	---------------	------------------------	--------------------------------------	-------------------------------------	-----------------------------------

PERSONNEL COSTS

1001120	511000		SALARIES & WAGES	1,160	6,630	6,630	6,630	6,630
1001120	512200		FICA	72	412	412	412	412
1001120	512300		MEDICARE	17	97	97	97	97
TOTAL PERSONNEL COSTS				1,249	7,139	7,139	7,139	7,139

CONTRACTED SERVICES

1001120	523201		POSTAGE	89	1,200	1,200	1,200	1,200
1001120	523500		TRAVEL	224	2,500	2,500	2,500	2,500
1001120	523503		HEARING OFFICER EXPENSES	-	500	7,000	7,000	7,000
1001120	523700		EDUCATION AND TRAINING	609	1,359	1,359	1,359	1,359
TOTAL CONTRACTED SERVICES				922	5,559	12,059	12,059	12,059

SUPPLIES

1001120	531100		GENERAL SUPPLIES & MATERIALS	-	200	200	200	200
TOTAL SUPPLIES				-	200	200	200	200

TOTAL BOARD OF EQUALIZATION				2,171	12,898	19,398	19,398	19,398
------------------------------------	--	--	--	--------------	---------------	---------------	---------------	---------------

DEPARTMENT PROFILE

The County Clerk, recommended by the County Manager and appointed by the Board of County Commissioners, serves as Executive Assistant to the Board of County Commissioners and the County Manager. This position prepares the commission agendas and meeting minutes, notifies the media of all Board meetings, records all Board meetings, maintains county records such as contracts, responds to open record requests, supervises the Historic Courthouse’s front desk clerk, and other duties as assigned.

The County Clerk also serves as the staff contact for the Board of Ethics. This five member board is responsible for receiving, hearing, investigating complaints, and taking appropriate action regarding possible violations of ethical standards by county employees and elected officials in accordance with the county's ethics ordinance. Violations include but are not limited to conflicts of interest, various disclosures, withholding information, unauthorized use of public property, improper political activity, timely payment of taxes, and improper acceptance of gifts.

The County Clerk also serves as the Barrow County Keep Barrow Beautiful (KBB) Director. KBB is a local affiliate of the Keep Georgia Beautiful and Keep America Beautiful. The program promotes environmental awareness and education through litter prevention, waste reduction, and beautification programs. KBB conducts annual recycling programs and other events. As the director, the County Clerk serves as the staff contact for the KBB Board and coordinates events for the program.

STAFFING PLAN

Position Title	FY 2022	FY 2023	FY 2024
Full Time:			
Clerk of Commission	1	1	1
Administrative Assistant	1	1	1
TOTAL POSITIONS	2	2	2

FY2024 BUDGET SUMMARY

Funding Source: General Fund

	FY2022 ACTUAL	FY2023 BUDGET	FY2024 BUDGET
Personnel Services	127,736	168,948	144,153
Contracted Services	23,980	28,200	45,700
Supplies	1,966	2,500	2,500
Total	153,682	199,648	192,353

CLERK OF COMMISSION

1130

Account Number	Account Description	FY2022 Actual	FY2023 Original Budget	FY2023 Department's Requested Budget	FY2024 Manager's Recommended Budget	FY2024 Commission Approved Budget
----------------	---------------------	---------------	------------------------	--------------------------------------	-------------------------------------	-----------------------------------

PERSONNEL COSTS

1001130	511000		SALARIES & WAGES	92,120	139,056	139,056	119,718	119,718
1001130	511300		SALARIES - OVERTIME	139	-	-	-	-
1001130	511315		SUPPLEMENTAL PAY	-	2,400	2,400	2,400	2,400
1001130	512100		GROUP INSURANCE	23,091	13,023	13,023	9,046	9,046
1001130	512200		FICA	5,677	8,771	8,771	7,572	7,572
1001130	512300		MEDICARE	1,253	2,052	2,052	1,771	1,771
1001130	512400		RETIREMENT CONTRIBUTIONS	3,820	3,646	3,646	3,646	3,646
1001130	512440		401A EXPENSE	1,636	-	-	-	-
TOTAL PERSONNEL COSTS				127,736	168,948	168,948	144,153	144,153

CONTRACTED SERVICES

1001130	521200		PROFESSIONAL SERVICES	16,473	18,000	30,000	30,000	30,000
1001130	521210		PROF SVCS-COUNTY ATTORNEY	-	100	100	100	100
1001130	523201		POSTAGE	74	50	50	50	50
1001130	523400		PRINTING AND BINDING	-	50	50	50	50
1001130	523500		TRAVEL	2,985	4,000	6,000	6,000	6,000
1001130	523600		DUES AND FEES	999	2,000	2,000	2,000	2,000
1001130	523700		EDUCATION AND TRAINING	3,448	4,000	7,500	7,500	7,500
TOTAL CONTRACTED SERVICES				23,980	28,200	45,700	45,700	45,700

SUPPLIES

1001130	531100		GENERAL SUPPLIES & MATERIALS	1,966	2,500	2,500	2,500	2,500
TOTAL SUPPLIES				1,966	2,500	2,500	2,500	2,500

TOTAL CLERK OF COMMISSION				153,682	199,648	217,148	192,353	192,353
----------------------------------	--	--	--	----------------	----------------	----------------	----------------	----------------

DEPARTMENT PROFILE

The County Manager is appointed by and directly responsible to the Board of County Commissioners. This position supervises, directs, and controls the daily activities and business operations of the county government, supervises nine departments, and coordinates the activities among those departments, constitutional officers, and outside agencies. The County Manager implements and enforces Board policies, serves as the recommending authority to hire and fire all department directors under the Board’s jurisdiction by official Board action, prepares commission agendas, develops the annual budget, prepares strategic plans, and responds to citizen complaints that cannot be resolved by department directors. This position also informs the Board of the county’s financial condition and attends all county commission meetings.

STAFFING PLAN

Position Title	FY 2022	FY 2023	FY 2024
Full Time:			
County Manager	1	1	1
TOTAL POSITIONS	1	1	1

FY2024 BUDGET SUMMARY

Funding Source: General Fund

	FY2022 ACTUAL	FY2023 BUDGET	FY2024 BUDGET
Personnel Services	266,686	207,321	241,363
Contracted Services	16,290	62,489	22,739
Supplies	8,934	8,500	8,500
Total	291,911	278,310	272,602

COUNTY MANAGER

1315

Account Number	Account Description	FY2022 Actual	FY2023 Original Budget	FY2023 Department's Requested Budget	FY2024 Manager's Recommended Budget	FY2024 Commission Approved Budget
----------------	---------------------	---------------	------------------------	--------------------------------------	-------------------------------------	-----------------------------------

PERSONNEL COSTS

1001315	511000		SALARIES & WAGES	212,461	155,700	155,700	166,223	166,223
1001315	511310		AUTOMOBILE ALLOWANCE	11,400	7,200	7,200	7,200	7,200
1001315	511315		SUPPLEMENTAL PAY	-	3,600	3,600	3,600	3,600
1001315	512100		GROUP INSURANCE	4,698	-	-	22,714	22,714
1001315	512200		FICA	13,178	10,323	10,323	10,976	10,976
1001315	512300		MEDICARE	3,210	2,415	2,415	2,567	2,567
1001315	512440		401A EXPENSE	21,740	28,083	28,083	28,083	28,083
TOTAL PERSONNEL COSTS				266,686	207,321	207,321	241,363	241,363

CONTRACTED SERVICES

1001315	521200		PROFESSIONAL SERVICES	-	4,500	4,500	1,000	1,000
1001315	521210		PROF SVCS-COUNTY ATTORNEY	4,321	9,000	9,000	-	-
1001315	521215		PROF SVCS-LEGAL	-	-	-	-	-
1001315	522200		REPAIRS AND MAINTENANCE	-	25,000	25,000	-	-
1001315	523200		COMMUNICATIONS	2,357	2,800	2,800	2,800	2,800
1001315	523201		POSTAGE	1	175	175	175	175
1001315	523300		ADVERTISING	-	100	100	100	100
1001315	523400		PRINTING AND BINDING	29	2,700	2,700	2,700	2,700
1001315	523450		COPIER CHARGES	4,056	5,664	5,664	5,664	5,664
1001315	523500		TRAVEL	2,352	2,500	2,500	2,500	2,500
1001315	523600		DUES AND FEES	-	7,250	7,250	5,000	5,000
1001315	523700		EDUCATION AND TRAINING	3,175	2,800	6,300	2,800	2,800
TOTAL CONTRACTED SERVICES				16,290	62,489	65,989	22,739	22,739

SUPPLIES

1001315	531100		GENERAL SUPPLIES & MATERIALS	8,895	8,250	8,250	8,250	8,250
1001315	531600		SMALL EQUIPMENT	40	250	250	250	250
TOTAL SUPPLIES				8,934	8,500	8,500	8,500	8,500

TOTAL COUNTY MANAGER				291,911	278,310	281,810	272,602	272,602
-----------------------------	--	--	--	----------------	----------------	----------------	----------------	----------------

DEPARTMENT PROFILE

The Operations Manager assist the County Manager in carrying out the operations of the County and overseeing functional departments in area of assignment. Directs and participates in the analysis of management information. Responsible for implementing strategies, managing economic development based County initiatives, land use planning, community development and recreation, performs administrative oversight, administers budgets and budget analysis, resolves problems within the County and with citizens, researches issues and writes reports for the County Manager and the Board of commissioners, and directs the employee evaluation program.

STAFFING PLAN

Position Title	FY 2022	FY 2023	FY 2024
Full Time:			
Operations Manager	1	1	1
TOTAL POSITIONS	1	1	1

FY2024 BUDGET SUMMARY

Funding Source: General Fund

	FY2022 ACTUAL	FY2023 BUDGET	FY2024 BUDGET
Personnel Services	-	140,892	178,028
Contracted Services	-	8,000	8,000
Supplies	-	1,000	1,000
Total	-	<u>149,892</u>	<u>187,028</u>

OPERATIONS MANAGER

1320

Account Number	Account Description	FY2022 Actual	FY2023 Original Budget	FY2023 Department's Requested Budget	FY2024 Manager's Recommended Budget	FY2024 Commission Approved Budget
----------------	---------------------	---------------	------------------------	--------------------------------------	-------------------------------------	-----------------------------------

PERSONNEL COSTS

1001320	511000	SALARIES & WAGES	-	99,050	99,050	102,671	102,671
1001320	511310	AUTOMOBILE ALLOWANCE	-	7,200	7,200	7,200	7,200
1001320	512100	GROUP INSURANCE	-	13,023	13,023	46,261	46,261
1001320	512200	FICA	-	6,588	6,588	6,812	6,812
1001320	512300	MEDICARE	-	1,541	1,541	1,594	1,594
1001320	512440	401A EXPENSE	-	13,490	13,490	13,490	13,490
TOTAL PERSONNEL COSTS			-	140,892	140,892	178,028	178,028

CONTRACTED SERVICES

1001320	521210	PROF SVCS-COUNTY ATTORNEY	-	3,000	3,000	3,000	3,000
1001320	523500	TRAVEL	-	2,000	2,000	2,000	2,000
1001320	523600	DUES AND FEES	-	1,000	1,000	1,000	1,000
1001320	523700	EDUCATION AND TRAINING	-	2,000	2,000	2,000	2,000
TOTAL CONTRACTED SERVICES			-	8,000	8,000	8,000	8,000

SUPPLIES

1001320	531100	GENERAL SUPPLIES & MATERIALS	-	800	800	800	800
1001320	531600	SMALL EQUIPMENT	-	200	200	200	200
TOTAL SUPPLIES			-	1,000	1,000	1,000	1,000

TOTAL OPERATIONS MANAGER			-	149,892	149,892	187,028	187,028
---------------------------------	--	--	---	----------------	----------------	----------------	----------------

DEPARTMENT PROFILE

The Board of Elections & Voter Registration consists of five appointed members. One member is appointed by the Chief Judge of the Superior Court, two members are appointed by the Republican Party, and two members are appointed by the Democratic Party, all are four year terms. A Director of Elections and Voter Registration recommended by the County Manager and appointed by the Board of County Commissioners, oversee the day-to-day operations of the department. This office is responsible for conducting county elections, registration of voters, maintaining the list of registered voters, issuing absentee ballots, disseminating information to the public and keeping abreast of all state laws pertaining to elections and voter registration. The Director acts as the ethics filing officer for all local elected officials. In addition, this office also conducts city elections for Auburn, Bethlehem, Carl, Statham and Winder on a contractual basis whereby each city pays for the cost of their city elections. For FY2024, these elections are scheduled to occur; November 7, 2023 Municipal General, December 5, 2023 Municipal General Runoff, March 2024 - Presidential Preference Primary, May 2024 - General Primary and June 2024 - General Primary Runoff.

STAFFING PLAN

Position Title	FY 2022	FY 2023	FY 2024
Full Time:			
Elections Director	1	1	1
Elections Assistant & Voter Registrat	1	1	1
Elections Coordinator	1	1	1
Part Time:			
Poll Workers (Part Time, as needed)	5	5	5
Per Meeting:			
Board Members (Part Time)	5	5	5
TOTAL POSITIONS	13	13	13

FY2024 BUDGET SUMMARY

Funding Source: General Fund

	FY2022 ACTUAL	FY2023 BUDGET	FY2024 BUDGET
Personnel Services	215,163	307,527	320,008
Contracted Services	94,046	92,100	146,800
Supplies	(3,555)	24,500	25,500
Total	<u>305,654</u>	<u>424,127</u>	<u>492,308</u>

ELECTIONS

1400

Account Number	Account Description	FY2022 Actual	FY2023 Original Budget	FY2023 Department's Requested Budget	FY2024 Manager's Recommended Budget	FY2024 Commission Approved Budget
----------------	---------------------	---------------	------------------------	--------------------------------------	-------------------------------------	-----------------------------------

PERSONNEL COSTS

1001400	511000	SALARIES & WAGES	100,388	144,409	144,409	153,697	153,697
1001400	511003	SALARIES & WAGES PART TIME	77,297	110,000	110,000	110,000	110,000
1001400	511300	SALARIES - OVERTIME	8,477	9,000	15,000	15,000	15,000
1001400	512100	GROUP INSURANCE	6,746	13,023	13,023	9,046	9,046
1001400	512200	FICA	9,254	16,332	16,332	17,280	17,280
1001400	512300	MEDICARE	2,164	3,820	3,820	4,042	4,042
1001400	512400	RETIREMENT CONTRIBUTIONS	10,837	10,343	10,343	10,343	10,343
1001400	512440	401A EXPENSE	-	600	600	600	600
TOTAL PERSONNEL COSTS			215,163	307,527	313,527	320,008	320,008

CONTRACTED SERVICES

1001400	521200	PROFESSIONAL SERVICES	7,095	12,100	12,100	12,100	12,100
1001400	521210	PROF SVCS-COUNTY ATTORNEY	10,785	10,000	10,000	10,000	10,000
1001400	521224	PROF-SVS-GIS	-	-	-	16,000	16,000
1001400	522200	REPAIRS AND MAINTENANCE	1,700	2,000	2,000	2,000	2,000
1001400	522310	RENTALS	4,417	4,000	20,000	20,000	20,000
1001400	523200	COMMUNICATIONS	2,342	1,800	2,500	2,500	2,500
1001400	523201	POSTAGE	27,577	12,500	12,500	12,500	12,500
1001400	523300	ADVERTISING	3,574	5,000	5,000	5,000	5,000
1001400	523400	PRINTING AND BINDING	16,836	30,000	30,000	30,000	30,000
1001400	523450	COPIER CHARGES	3,113	3,000	3,000	3,000	3,000
1001400	523500	TRAVEL	3,860	2,500	2,500	2,500	2,500
1001400	523600	DUES AND FEES	225	200	200	200	200
1001400	523700	EDUCATION AND TRAINING	2,680	3,000	3,000	3,000	3,000
1001400	523850	CONTRACT LABOR	9,843	6,000	28,000	28,000	28,000
TOTAL CONTRACTED SERVICES			94,046	92,100	130,800	146,800	146,800

SUPPLIES

1001400	531100	GENERAL SUPPLIES & MATERIALS	(4,224)	22,500	22,500	22,500	22,500
1001400	531270	GASOLINE/DIESEL	669	500	1,500	1,500	1,500
1001400	531600	SMALL EQUIPMENT	-	1,500	1,500	1,500	1,500
TOTAL SUPPLIES			(3,555)	24,500	25,500	25,500	25,500

TOTAL ELECTIONS			305,654	424,127	469,827	492,308	492,308
------------------------	--	--	----------------	----------------	----------------	----------------	----------------

DEPARTMENT PROFILE

The Finance Department is responsible for the total accounting, finance, and payroll functions of the county including processing and recording account receivables and account payables, preparing and monitoring the annual budget, coordinating the annual audit, maintaining and adjusting the general ledger, and maintaining all payroll documents and related required payroll reports. This department is also responsible for preparing the annual financial statements and notes to the financial statements, preparing all financial reports required by federal, state, and other regulatory agencies, ensuring compliance with all financial related legal requirements, maintaining fixed asset records, and billing for all EMS activities. The Finance Department is also responsible for all **purchasing functions**, such as processing requisitions, issuing and maintaining the purchase order and encumbrance system, ensuring adherence to county-issued contracts, developing specifications and soliciting for bids and proposals for various purchases in accordance with legal and economic requirements to ensure fair and open competition, and maintaining vendors relations.

STAFFING PLAN

Position Title	FY 2022	FY 2023	FY 2024
Full Time:			
Chief Financial Officer	1	1	1
Assistant Chief Financial Officer		1	1
Accountant/Budget Analyst	1	1	1
Accountant	1	1	1
Payroll Specialist	1	1	1
Accounts Payable Specialist	1	1	1
Buyer	1	1	1
Senior Buyer	1	1	1
TOTAL POSITIONS	7	8	8

FY2024 BUDGET SUMMARY

Funding Source: General Fund

	FY2022 ACTUAL	FY2023 BUDGET	FY2024 BUDGET
Personnel Services	570,124	768,032	775,108
Contracted Services	283,748	208,783	319,244
Supplies	6,779	7,000	7,000
Total	860,651	983,815	1,101,352

FINANCE

1510

Account Number	Account Description	FY2022 Actual	FY2023 Original Budget	FY2023 Department's Requested Budget	FY2024 Manager's Recommended Budget	FY2024 Commission Approved Budget
----------------	---------------------	---------------	------------------------	--------------------------------------	-------------------------------------	-----------------------------------

PERSONNEL COSTS

1001510	511000	SALARIES & WAGES	406,252	525,012	525,012	553,292	553,292
1001510	511300	SALARIES - OVERTIME	5,670	10,000	10,000	10,000	10,000
1001510	512100	GROUP INSURANCE	67,441	131,350	131,350	107,982	107,982
1001510	512200	FICA	24,545	33,171	33,171	34,925	34,925
1001510	512300	MEDICARE	5,740	7,758	7,758	8,168	8,168
1001510	512400	RETIREMENT CONTRIBUTIONS	57,355	54,741	54,741	54,741	54,741
1001510	512440	401A EXPENSE	3,121	6,000	6,000	6,000	6,000
TOTAL PERSONNEL COSTS			570,124	768,032	768,032	775,108	775,108

CONTRACTED SERVICES

1001510	521200	PROFESSIONAL SERVICES	41,688	68,500	68,500	68,500	68,500
1001510	521206	PROF SVCS-AMBULANCE FEES	98,789	-	-	-	-
1001510	521210	PROF SVCS-COUNTY ATTORNEY	4,350	6,500	6,500	6,500	6,500
1001510	522200	REPAIRS AND MAINTENANCE	104,196	94,664	205,125	205,125	205,125
1001510	523200	COMMUNICATIONS	-	500	500	500	500
1001510	523201	POSTAGE	2,441	3,000	3,000	3,000	3,000
1001510	523300	ADVERTISING	1,706	2,309	2,309	2,309	2,309
1001510	523400	PRINTING AND BINDING	-	300	300	300	300
1001510	523450	COPIER CHARGES	3,081	3,960	3,960	3,960	3,960
1001510	523500	TRAVEL	1,760	4,300	4,300	4,300	4,300
1001510	523600	DUES AND FEES	2,260	2,750	2,750	2,750	2,750
1001510	523700	EDUCATION AND TRAINING	958	8,000	8,000	8,000	8,000
1001510	523900	OTHER PURCHASED SERVICES	22,519	14,000	14,000	14,000	14,000
TOTAL CONTRACTED SERVICES			283,748	208,783	319,244	319,244	319,244

SUPPLIES

1001510	531100	GENERAL SUPPLIES & MATERIALS	6,616	6,809	6,809	6,809	6,809
1001510	531600	SMALL EQUIPMENT	163	191	191	191	191
TOTAL SUPPLIES			6,779	7,000	7,000	7,000	7,000

TOTAL FINANCE DEPARTMENT			860,651	983,815	1,094,276	1,101,352	1,101,352
---------------------------------	--	--	----------------	----------------	------------------	------------------	------------------

DEPARTMENT PROFILE

The County Attorney is a service that is outsourced to a private law firm that provides legal research, representations, and opinions to the Board of Commissioners, elected officials, county departments, and Board appointed commissions. The County Attorney prepares ordinances, contracts, and other legal documents, conducts property acquisitions and closings for property transactions, and responds to insurance carrier questions regarding legal claims against the county. In addition, the county attorney also represents the county commissioners, county officials, and employees in court proceedings, and attends county commission meetings as needed.

STAFFING PLAN

Position Title	FY 2023	FY 2023	FY 2024
Contract:			
County Attorney	1	1	1
TOTAL POSITIONS	1	1	1

DIVISION PROFILE

The Information Technology Division, under the direction of the Chief Financial Officer, is managed by a private outsourced company. That company maintains the county's entire computer infrastructure and network of computers, printers, software, high speed internet connection, e-mail system, VOIP telephone system, voice-mail, and network security.

STAFFING PLAN

Position Title	FY 2022	FY 2023	FY 2024
Contract:			
IT Consultants (Tech Optics)	1	1	1
Full Time:			
IT Administrator	-	-	1
TOTAL POSITIONS	1	1	2

FY2024 BUDGET SUMMARY

Funding Source: General Fund

	FY2022 ACTUAL	FY2023 BUDGET	FY2024 BUDGET
Personnel Services	-	-	115,034
Contracted Services	413,569	437,564	464,064
Supplies	4,889	10,000	10,000
Total	418,458	447,564	589,098

INFORMATION TECHNOLOGY

1535

Account Number	Account Description	FY2022 Actual	FY2023 Original Budget	FY2023 Department's Requested Budget	FY2024 Manager's Recommended Budget	FY2024 Commission Approved Budget
----------------	---------------------	---------------	------------------------	--------------------------------------	-------------------------------------	-----------------------------------

PERSONNEL COSTS

1001535	511000		SALARIES & WAGES	-	-	90,600	90,600	90,600
1001535	512100		GROUP INSURANCE	-	-	14,784	14,784	14,784
1001535	512200		FICA	-	-	5,618	5,618	5,618
1001535	512300		MEDICARE	-	-	1,314	1,314	1,314
1001535	512440		401A EXPENSE	-	-	2,718	2,718	2,718
TOTAL PERSONNEL COSTS				-	-	115,034	115,034	115,034

CONTRACTED SERVICES

1001535	521200		PROFESSIONAL SERVICES	-	5,370	5,370	5,370	5,370
1001535	521201		PROFESSIONAL SERVICES- IT	133,124	139,781	139,781	139,781	139,781
1001535	522200		REPAIRS AND MAINTENANCE	81,761	101,125	111,125	111,125	111,125
1001535	523200		COMMUNICATIONS	198,617	191,088	191,088	191,088	191,088
1001535	523201		POSTAGE	7	100	100	100	100
1001535	523300		ADVERTISING	60	100	100	100	100
1001535	523500		TRAVEL	-	-	4,500	4,500	4,500
1001535	523700		EDUCATION AND TRAINING	-	-	12,000	12,000	12,000
TOTAL CONTRACTED SERVICES				413,569	437,564	464,064	464,064	464,064

SUPPLIES

1001535	531100		GENERAL SUPPLIES & MATERIALS	4,889	10,000	10,000	10,000	10,000
TOTAL SUPPLIES				4,889	10,000	10,000	10,000	10,000

TOTAL INFORMATION TECHNOLOGY				418,458	447,564	589,098	589,098	589,098
-------------------------------------	--	--	--	----------------	----------------	----------------	----------------	----------------

DEPARTMENT PROFILE

Department Description:

The Human Resources Department is responsible for recruitment and candidate selection, employee relations, compensation, employee record's retention, and organizational development for Barrow County Government. The Human Resources staff primary responsibilities are as follows:

Manage day-to-day activities in areas of Recruitment and Selection, Employee Relations, Compensation, Position Classifications, Employee Records, Organizational Development, and Benefits Administration; Provide exceptional customer service to both internal and external customers; Build business partner relationships with other county departments; Development and compliance of policies and procedures including the Barrow County Employee Handbook and Civil Service Handbook, federal and state employment and labor laws, and all other policies deemed appropriate and necessary by the County Manager and Board of Commissioners; Prepare and oversee special projects, performance analysis and other various management reports, and analysis of statistical data; Implement the Board of Commissioners' goals and objectives.

Mission Statement:

To provide quality Human Resources services to attract, develop, motivate, and retain a strategically-aligned workforce within a supportive work environment. Through collaborative efforts and excellent customer service, we will continue to build a culturally diverse and high-caliber workforce that contributes to the overall success of Barrow County Government.

Goals and Objectives:

1. Ensure the County remains compliant with State and Federal Laws related to employment laws.

* Keep abreast of evolving employment law through research, professional HR literature, and conferences hosted by HR affiliated associations.

2. Retain and attract high quality and productive employees.

* Ensure all job descriptions accurately reflect the nature of work required.
 * Attend job fairs and research and implement new and innovative recruitment tactics.
 * Invest in professional development programs to aide current employees in their professional development.

3. Efficiently and accurately maintain employee records and HR processes.

* Regularly audit internal procedures to ensure accuracy and efficiency.
 * Continue to educate and enhance employee's utilization of current HRIS.

			Thru 4/1/2023		BUDGET
Performance Measures	FY-21	FY-22	FY2023		FY-24
Turnover Rate	13.80%	16.81%	16.13%		
% of employee handbook review	25%	25%	25%		

STAFFING PLAN

Position Title	FY 2022	FY 2023	FY 2024
Full Time:			
Human Resources Director	1	1	1
Human Resources Analyst	1	1	1
Human Resources Specialist	1	1	1
Human Resources Specialist (Risk Management)	0	0	1
TOTAL POSITIONS	3	3	4

FY2024 BUDGET SUMMARY

Funding Source: General Fund	FY2022 ACTUAL	FY2023 BUDGET	FY2024 BUDGET
Personnel Services	315,184	351,132	408,845
Contracted Services	56,645	69,200	69,200
Supplies	5,250	1,100	1,100
Total	<u>377,079</u>	<u>421,432</u>	<u>479,145</u>

HUMAN RESOURCES

1540

Account Number	Account Description	FY2022 Actual	FY2023 Original Budget	FY2023 Department's Requested Budget	FY2024 Manager's Recommended Budget	FY2024 Commission Approved Budget
----------------	---------------------	---------------	------------------------	--------------------------------------	-------------------------------------	-----------------------------------

PERSONNEL COSTS

1001540	511000		SALARIES & WAGES	223,606	239,307	291,307	309,167	309,167
1001540	511200		TEMPORARY EMPLOYEES	-	-	-	-	-
1001540	512100		GROUP INSURANCE	43,212	63,297	78,081	44,246	44,246
1001540	512200		FICA	12,712	14,838	18,062	19,169	19,169
1001540	512300		MEDICARE	2,973	3,470	4,224	4,483	4,483
1001540	512400		RETIREMENT CONTRIBUTIONS	23,805	22,720	22,720	22,720	22,720
1001540	512440		401A EXPENSE	8,875	7,500	9,060	9,060	9,060
TOTAL PERSONNEL COSTS				315,184	351,132	423,454	408,845	408,845

CONTRACTED SERVICES

1001540	521200		PROFESSIONAL SERVICES	41,780	35,000	35,000	35,000	35,000
1001540	521210		PROF SVCS-COUNTY ATTORNEY	1,360	5,000	5,000	5,000	5,000
1001540	522200		REPAIRS AND MAINTENANCE	9,037	300	300	300	300
1001540	522310		RENTALS	628	-	-	-	-
1001540	523200		COMMUNICATIONS	-	250	250	250	250
1001540	523201		POSTAGE	32	200	200	200	200
1001540	523300		ADVERTISING	608	5,000	5,000	5,000	5,000
1001540	523400		PRINTING AND BINDING	-	600	600	600	600
1001540	523450		COPIER CHARGES	1,483	550	550	550	550
1001540	523500		TRAVEL	-	2,000	2,000	2,000	2,000
1001540	523600		DUES AND FEES	994	1,300	1,300	1,300	1,300
1001540	523700		EDUCATION AND TRAINING	723	19,000	19,000	19,000	19,000
TOTAL CONTRACTED SERVICES				56,645	69,200	69,200	69,200	69,200

SUPPLIES

1001540	531100		GENERAL SUPPLIES & MATERIALS	5,250	1,100	1,100	1,100	1,100
TOTAL SUPPLIES				5,250	1,100	1,100	1,100	1,100

TOTAL HUMAN RESOURCES				377,079	421,432	493,754	479,145	479,145
------------------------------	--	--	--	----------------	----------------	----------------	----------------	----------------

DEPARTMENT PROFILE

The Tax Commissioner is elected by the voters for a four year term. The Tax Commissioner is responsible for preparing about 35,500 property tax bills, 1500 Mobile Home bills along with 79,000 motor vehicle transactions per year. The elected official is responsible for collecting all Board of Commissioners, Board of Education and City of Winder State property taxes and issuing mobile home decals. As well as all County and City motor vehicle collections including TAVT, tag renewals, title transfers, insurance fines and sales tax. The elected official is also an Ex- Officio Sherriff in charge of filing FIFA’s on delinquent properties and performing tax sales and excess funds transfers.

STAFFING PLAN

Position Title	FY 2022	FY 2023	FY 2024
Full Time:			
Tax Commissioner (Elected)	1	1	1
Chief Deputy Tax Commissioner	1	1	1
Property Tax Supervisor	-	1	1
Motor Vehicle Supervisor	-	1	1
Senior Tag and Tax Clerk	-	1	1
Tax Clerk	8	6	6
Part-Time:			
Tax Clerk	1	1	1
TOTAL POSITIONS	11	12	12

FY2024 BUDGET SUMMARY

Funding Source: General Fund

	FY2022 ACTUAL	FY2023 BUDGET	FY2024 BUDGET
Personnel Services	647,632	782,794	775,268
Contracted Services	114,060	142,372	163,872
Supplies	30,307	20,000	25,000
Total	<u>791,999</u>	<u>945,166</u>	<u>964,140</u>

TAX COMMISSIONER

1545

Account Number	Account Description	FY2022 Actual	FY2023 Original Budget	FY2023 Department's Requested Budget	FY2024 Manager's Recommended Budget	FY2024 Commission Approved Budget
----------------	---------------------	---------------	------------------------	--------------------------------------	-------------------------------------	-----------------------------------

PERSONNEL COST

1001545	511000		SALARIES & WAGES	448,723	533,634	554,985	577,790	577,790
1001545	511003		SALARIES & WAGES PART TIME	19,034	19,674	20,738	20,738	20,738
1001545	511300		SALARIES - OVERTIME	3,898	1,000	1,000	1,000	1,000
1001545	512100		GROUP INSURANCE	86,898	134,598	134,598	78,393	78,393
1001545	512200		FICA	28,271	34,368	35,757	37,171	37,171
1001545	512300		MEDICARE	6,612	8,038	8,363	8,694	8,694
1001545	512400		RETIREMENT CONTRIBUTIONS	50,797	48,482	48,482	48,482	48,482
1001545	512440		401A EXPENSE	3,398	3,000	3,000	3,000	3,000
TOTAL PERSONNEL COSTS				647,632	782,794	806,923	775,268	775,268

CONTRACTED SERVICES

1001545	521200		PROFESSIONAL SERVICES	32,562	775	18,775	18,775	18,775
1001545	521210		PROF SVCS-COUNTY ATTORNEY	(656)	3,497	3,497	3,497	3,497
1001545	522200		REPAIRS AND MAINTENANCE	600	25,000	7,000	7,000	7,000
1001545	523200		COMMUNICATIONS	-	1,000	1,000	1,000	1,000
1001545	523201		POSTAGE	54,673	54,000	74,000	74,000	74,000
1001545	523400		PRINTING AND BINDING	20,694	52,000	52,000	52,000	52,000
1001545	523450		COPIER CHARGES	1,899	2,000	2,000	2,000	2,000
1001545	523500		TRAVEL	2,636	2,500	3,500	3,500	3,500
1001545	523600		DUES AND FEES	808	1,000	1,500	1,500	1,500
1001545	523700		EDUCATION AND TRAINING	845	600	600	600	600
TOTAL CONTRACTED SERVICES				114,060	142,372	163,872	163,872	163,872

SUPPLIES

1001545	531100		GENERAL SUPPLIES & MATERIALS	14,163	11,000	16,000	16,000	16,000
1001545	531600		SMALL EQUIPMENT	16,144	9,000	9,000	9,000	9,000
TOTAL SUPPLIES				30,307	20,000	25,000	25,000	25,000

CAPITAL OUTLAY

1001545	542000		CAPITAL OUTLAY-MACH&EQUIP	9,048	-	-	-	-
TOTAL CAPITAL OUTLAY				9,048	-	-	-	-

DEPARTMENT PROFILE

The three member Board of Tax Assessors is appointed by the Board of County Commissioners for six year terms. The Board of Assessors hires a Chief Appraiser to run the day-to-day operations of the department. The Chief Appraiser and his staff determine what property in the county is subject to taxation, prepares annual property tax assessments, prepares the annual tax digest, examines and corrects errors in all real and personal property tax returns, ensures that all property is returned for taxes at fair valuations, and the valuations between individual taxpayers are fairly equalized so that each pays as nearly as possible only his or her proportionate share of taxes. In addition, this department also hears taxpayer appeals regarding property tax valuations, maintains county tax records and maps of 35,884 real property parcels, 3410 personal property accounts, and inspects 1,520 mobile homes to ensure that the proper decals are attached, compiles building costs schedules, adheres to policies set by the Georgia Department of Revenue, and provides staff support to the Board of Assessors. At the forefront of all the above duties, the Assessor’s office provides excellent customer service to thousands of Barrow county citizens who visits the office yearly. Explanations, education, and data request for information plays an important role in each of the staff members’ responsibilities.

STAFFING PLAN

Position Title	FY 2022	FY 2023	FY 2024
Full Time:			
Chief Appraiser	1	1	1
Assistant Chief Appraiser	1	1	1
Appraisal Technician	2	2	3
Appraisal Assistant	-	1	1
Real Property Appraiser	4	4	5
Personal Property Appraiser	1	1	1
GIS Appraisal Technician	1	1	-
Temporary Position	1	-	-
Per Meeting:			
Board of Assessors -Part-Time	5	3	3
TOTAL POSITIONS	16	14	15

FY2024 BUDGET SUMMARY

Funding Source: General Fund

	FY2022 ACTUAL	FY2023 BUDGET	FY2024 BUDGET
Personnel Services	779,550	861,477	940,785
Contracted Services	254,474	102,563	114,684
Supplies	10,242	12,600	13,100
Total	1,044,266	976,640	1,068,569

TAX ASSESSOR

1550

Account Number	Account Description	FY2022 Actual	FY2023 Original Budget	FY2023 Department's Requested Budget	FY2024 Manager's Recommended Budget	FY2024 Commission Approved Budget
----------------	---------------------	---------------	------------------------	--------------------------------------	-------------------------------------	-----------------------------------

PERSONNEL COSTS

1001550	511000	SALARIES & WAGES	554,544	624,345	709,345	684,561	684,561
1001550	511001	PROMOTIONAL SALARY ADJUSTMENT	-	10,000	10,000	10,000	10,000
1001550	511003	SALARIES & WAGES PART TIME	5,186	-	-	-	-
1001550	511200	TEMPORARY EMPLOYEES	17,684	-	-	-	-
1001550	511300	SALARIES - OVERTIME	95	-	-	-	-
1001550	511315	SUPPLEMENTAL PAY	-	-	-	7,500	7,500
1001550	512100	GROUP INSURANCE	106,020	128,755	158,323	133,817	133,817
1001550	512200	FICA	34,517	39,330	44,600	43,528	43,528
1001550	512300	MEDICARE	8,073	9,198	10,431	10,180	10,180
1001550	512400	RETIREMENT CONTRIBUTIONS	49,045	46,809	46,809	46,809	46,809
1001550	512440	401A EXPENSE	4,387	3,040	5,590	4,390	4,390
TOTAL PERSONNEL COSTS			779,550	861,477	985,098	940,785	940,785

CONTRACTED SERVICES

1001550	521200	PROFESSIONAL SERVICES	209,688	45,463	46,684	46,684	46,684
1001550	521210	PROF SVCS-COUNTY ATTORNEY	598	3,600	5,000	5,000	5,000
1001550	522200	REPAIRS AND MAINTENANCE	-	300	300	300	300
1001550	523200	COMMUNICATIONS	1,489	1,920	1,920	1,920	1,920
1001550	523201	POSTAGE	16,328	20,000	22,000	22,000	22,000
1001550	523400	PRINTING AND BINDING	6,774	7,000	8,000	8,000	8,000
1001550	523450	COPIER CHARGES	7,042	5,000	5,000	5,000	5,000
1001550	523500	TRAVEL	3,171	6,000	7,000	7,000	7,000
1001550	523600	DUES AND FEES	3,050	3,280	5,780	5,780	5,780
1001550	523700	EDUCATION AND TRAINING	3,414	7,000	10,000	10,000	10,000
1001550	523800	LICENSES	2,920	3,000	3,000	3,000	3,000
TOTAL CONTRACTED SERVICES			254,474	102,563	114,684	114,684	114,684

SUPPLIES

1001550	531100	GENERAL SUPPLIES & MATERIALS	1,974	3,000	3,500	3,500	3,500
1001550	531118	FLEET MAINTENANCE REPAIRS	1,492	2,500	2,500	2,500	2,500
1001550	531150	UNIFORMS	1,560	800	800	800	800
1001550	531270	GASOLINE/DIESEL	1,705	2,000	2,000	2,000	2,000
1001550	531400	BOOKS AND PERIODICALS	1,692	1,800	1,800	1,800	1,800
1001550	531600	SMALL EQUIPMENT	1,819	2,500	2,500	2,500	2,500
TOTAL SUPPLIES			10,242	12,600	13,100	13,100	13,100

TOTAL TAX ASSESSOR			1,044,266	976,640	1,112,882	1,068,569	1,068,569
---------------------------	--	--	------------------	----------------	------------------	------------------	------------------

DEPARTMENT PROFILE

This department consists of several large expenditures that are not contained in other departmental budgets including county-wide unemployment insurance, general liability and property insurance, insurance claims, and workers compensation insurance. This department also include other expenses such as indigent burial expenses, energy excise tax payments to the cities, and the contingency account to fund unforeseen events and emergencies.

STAFFING PLAN

Position Title	FY 2021	FY 2022	FY 2023
No positions in this department	-	-	-
TOTAL POSITIONS	-	-	-

FY2024 BUDGET SUMMARY

Funding Source: General Fund

	FY2022 ACTUAL	FY2023 BUDGET	FY2024 BUDGET
Personnel Services	366,013	408,041	290,924
Contracted Services	643,395	782,403	1,054,494
Supplies	-	2,500	2,500
Other Costs	125,554	441,459	2,506,830
Total	1,134,962	1,634,403	3,854,748

NON-DEPARTMENTAL

1556

Account Number	Account Description	FY2022 Actual	FY2023 Original Budget	FY2023 Department's Requested Budget	FY2024 Manager's Recommended Budget	FY2024 Commission Approved Budget
----------------	---------------------	---------------	------------------------	--------------------------------------	-------------------------------------	-----------------------------------

PERSONNEL COSTS

1001556	512100	GROUP INSURANCE	158,856	129,512	129,512	27,176	27,176
1001556	512440	401A EXPENSE	20,318	-	-	-	-
1001556	512600	UNEMPLOYMENT INSURANCE	-	10,000	10,000	10,000	10,000
1001556	512700	WORKERS COMPENSATION	186,839	268,529	268,529	253,748	253,748
TOTAL PERSONNEL COSTS			366,013	408,041	408,041	290,924	290,924

CONTRACTED SERVICES

1001556	521205	INDIGENT BURIAL EXPENSE	2,500	8,000	8,000	8,000	8,000
1001556	523100	INSURANCE	613,199	752,403	752,403	1,007,494	1,007,494
1001556	523105	INSURANCE CLAIMS	-	5,000	5,000	5,000	5,000
1001556	523109	EMPLOYEE ASSIST. PRG. FEES	3,304	2,000	2,000	9,000	9,000
1001556	523600	DUES AND FEES	24,392	15,000	15,000	25,000	25,000
TOTAL CONTRACTED SERVICES			643,395	782,403	782,403	1,054,494	1,054,494

SUPPLIES

1001556	531201	UTILITIES - AMPHITHEATER	-	2,500	2,500	2,500	2,500
TOTAL SUPPLIES			-	2,500	2,500	2,500	2,500

OTHER COSTS

1001556	572000	PAYMENTS TO OTHER AGENCIES	124,554	110,000	110,000	150,000	150,000
1001556	579000	CONTINGENCIES	-	331,459	331,459	2,400,000	2,356,830
TOTAL OTHER COSTS			124,554	441,459	441,459	2,550,000	2,506,830

CAPITAL OUTLAY

1001556	541000	CAPITAL - PROPERTY	1,000	-	-	-	-
TOTAL CAPITAL OUTLAY			1,000	-	-	-	-

TOTAL NON-DEPARTMENTAL			1,134,962	1,634,403	1,634,403	3,897,918	3,854,748
-------------------------------	--	--	------------------	------------------	------------------	------------------	------------------

DIVISION PROFILE

The Buildings & Grounds Department, under the supervision of the Public Works Director, maintains County-owned buildings and facilities, provides custodial service for the courthouse, historic courthouse, courthouse annex, and other county facilities when needed. This division also supervises all lawn care services, performs minor renovations and assists with major renovations, ensures all elevators and fire extinguishers are inspected and resolves building related complaints, etc.

Mission Statement:

Maintain our County buildings and grounds at the highest level of repair in a cost-effective manner. Provide quality service to ensure a safe, accessible, and secure working environment for all County employees and visitors.

Goals and Objectives:

1. Implement Comprehensive Facility Plan C - Implement a Comprehensive Facility Plan to assess current buildings conditions and provide maintenance resource planning.
2. Increase Department Efficiency - Utilize both private contractors and in-house staff to ensure the maximum efficiency of resources to increase number of work orders completed each week in electrical, plumbing, HVAC systems, building inspections, etc.
3. To maintain cleanliness thorough out all County buildings in a timely manner.

Performance Measures			July 1, 2022-March 10, 2023	Prop. Budget FY 2024
	FY 2021	FY 2022	FY 2023	
Total number of Work Orders	1034	1147	1062	
Electrical/Plumbing/AC Work Orders	447	489	453	
Moving/Carpenter/Painting/Other	546	558	418	
General Installation/PM Inspections	41	100	191	
Total Budget	\$1,467,450	\$1,737,975	\$2,269,865	\$2,331,666

STAFFING PLAN

Position Title	FY 2022	FY 2023	FY 2024
Full Time:			
Buildings and Grounds Manager	1	1	1
Custodial Services Supervisor	1	1	1
Buildings Maintenance Technician	1	2	2
Building Service Worker	3	4	5
Part Time:			
Building Service Worker	1	1	2
TOTAL POSITIONS	7	9	11

FY2024 BUDGET SUMMARY

Funding Source: General Fund

	FY2022 ACTUAL	FY2023 BUDGET	FY2024 BUDGET
Personnel Services	325,564	468,065	535,620
Contracted Services	273,168	715,600	683,600
Supplies	935,784	1,007,000	1,045,565
Total	1,534,515	2,190,665	2,264,785

BUILDINGS & GROUNDS

1565

Account Number	Account Description	FY2022 Actual	FY2023 Original Budget	FY2023 Department's Requested Budget	FY2024 Manager's Recommended Budget	FY2024 Commission Approved Budget
----------------	---------------------	---------------	------------------------	--------------------------------------	-------------------------------------	-----------------------------------

PERSONNEL COSTS

1001565	511000	SALARIES & WAGES	204,100	302,148	302,148	337,833	337,833
1001565	511003	SALARIES & WAGES PART TIME	15,523	18,980	41,600	41,600	41,600
1001565	511200	TEMPORARY EMPLOYEES	1,193	-	-	-	-
1001565	511300	SALARIES - OVERTIME	455	3,000	3,000	3,000	3,000
1001565	512100	GROUP INSURANCE	61,124	91,810	91,810	95,466	95,466
1001565	512200	FICA	12,911	20,096	21,499	23,711	23,711
1001565	512300	MEDICARE	3,020	4,700	5,028	5,546	5,546
1001565	512400	RETIREMENT CONTRIBUTIONS	25,223	24,074	24,074	24,074	24,074
1001565	512440	401A EXPENSE	2,015	3,257	3,257	4,390	4,390
TOTAL PERSONNEL COSTS			325,564	468,065	492,416	535,620	535,620

CONTRACTED SERVICES

1001565	521200	PROFESSIONAL SERVICES	3,928	170,000	170,000	40,000	40,000
1001565	521210	PROF SVCS-COUNTY ATTORNEY	2,937	5,000	5,000	5,000	5,000
1001565	521300	TECHNICAL SERVICES	3,828	10,000	10,000	10,000	10,000
1001565	522100	CLEANING/GARBAGE SERVICES	3,786	10,000	15,000	15,000	15,000
1001565	522200	REPAIRS AND MAINTENANCE	256,223	500,000	600,000	608,000	608,000
1001565	523200	COMMUNICATIONS	1,454	2,500	2,500	2,500	2,500
1001565	523201	POSTAGE	-	100	100	100	100
1001565	523450	COPIER CHARGES	1,010	1,500	1,500	1,500	1,500
1001565	523700	EDUCATION AND TRAINING	-	1,500	1,500	1,500	1,500
1001565	523850	CONTRACT LABOR	-	15,000	25,000	-	-
TOTAL CONTRACTED SERVICES			273,168	715,600	830,600	683,600	683,600

SUPPLIES

1001565	531100	GENERAL SUPPLIES & MATERIALS	31,305	65,000	70,000	70,000	70,000
1001565	531118	FLEET MAINTENANCE REPAIRS	513	6,000	7,000	7,000	7,000
1001565	531200	UTILITIES	900,096	930,000	950,000	950,000	950,000
1001565	531270	GASOLINE/DIESEL	3,870	6,000	6,000	6,000	6,000
1001565	531600	SMALL EQUIPMENT	-	-	-	12,565	12,565
TOTAL SUPPLIES			935,784	1,007,000	1,033,000	1,045,565	1,045,565

TOTAL BUILDINGS & GROUNDS			1,534,515	2,190,665	2,356,016	2,264,785	2,264,785
--------------------------------------	--	--	------------------	------------------	------------------	------------------	------------------

DEPARTMENT PROFILE

The Superior Court, in the Piedmont Judicial Circuit that consists of Barrow, Jackson, and Banks counties, is the highest ranking court in the county with original and general trial jurisdiction. This court, consisting of four Superior Court judges elected by the voters for four year terms, has original, exclusive, or concurrent jurisdiction of all civil, criminal, misdemeanor, and certain juvenile cases. Specifically, the Superior Court has exclusive jurisdiction in felony and domestic relations cases, cases concerning title to land, adoptions except for such authority granted to juvenile courts, and equity cases. The Superior Court judges also conduct probation revocation hearings and validate voter approved bond issues. The Superior Court possesses appellate jurisdiction from judgments of the Probate Court and Magistrate Court and over all certain courts to review and correct their judgments. This elected office also oversees Juvenile Court, Drug/Mental Health Court, Veterans Court, and Family Treatment Court.

STAFFING PLAN

Position Title	FY 2022	FY 2023	FY 2024
Full Time:			
Law Clerks	3	3	3
Supplemental:			
Superior Court Judges (Elected)	4	4	4
Superior Court Judges (Senior)	2	2	1
Trial Court Administrator	1	1	1
Administrative Assistant -Judicial	1	1	1
State Paid:			
Secretaries	4	4	4
TOTAL POSITIONS	15	15	14

FY2024 BUDGET SUMMARY

Funding Source: General Fund	FY2022	FY2023	FY2024
	ACTUAL	BUDGET	BUDGET
Personnel Services	346,016	442,650	437,236
Contracted Services	231,337	234,052	237,052
Supplies	2,326	3,300	3,300
Total	579,679	680,002	677,588

SUPERIOR COURT

2150

Account Number	Account Description	FY2022 Actual	FY2023 Original Budget	FY2023 Department's Requested Budget	FY2024 Manager's Recommended Budget	FY2024 Commission Approved Budget
----------------	---------------------	---------------	------------------------	--------------------------------------	-------------------------------------	-----------------------------------

PERSONNEL COSTS

1002150	511000	SALARIES & WAGES	272,388	377,195	396,261	353,360	353,360
1002150	511003	SALARIES & WAGES PART TIME	16,154	16,000	16,000	18,000	18,000
1002150	512100	GROUP INSURANCE	18,468	-	-	18,092	18,092
1002150	512200	FICA	16,215	24,379	25,562	23,025	23,025
1002150	512300	MEDICARE	3,793	5,702	5,979	5,385	5,385
1002150	512400	RETIREMENT CONTRIBUTIONS	18,413	17,574	17,574	17,574	17,574
1002150	512440	401A EXPENSE	585	1,800	1,800	1,800	1,800
TOTAL PERSONNEL COSTS			346,016	442,650	463,176	437,236	437,236

CONTRACTED SERVICES

1002150	521200	PROFESSIONAL SERVICES	-	-	-	-	-
1002150	521210	PROF SVCS-COUNTY ATTORNEY	-	1,124	1,124	1,124	1,124
1002150	521300	TECHNICAL SERVICES	152,880	169,028	169,028	169,028	169,028
1002150	522200	REPAIRS AND MAINTENANCE	-	1,000	1,000	1,000	1,000
1002150	523200	COMMUNICATIONS	-	500	500	500	500
1002150	523201	POSTAGE	453	1,800	1,800	1,800	1,800
1002150	523450	COPIER CHARGES	6,265	2,300	2,300	2,300	2,300
1002150	523500	TRAVEL	2,502	3,800	6,800	6,800	6,800
1002150	523600	DUES AND FEES	69,237	52,000	52,000	52,000	52,000
1002150	523700	EDUCATION AND TRAINING	-	2,500	2,500	2,500	2,500
TOTAL CONTRACTED SERVICES			231,337	234,052	237,052	237,052	237,052

SUPPLIES

1002150	531100	GENERAL SUPPLIES & MATERIALS	2,326	3,000	3,000	3,000	3,000
1002150	531300	FOOD	-	300	300	300	300
TOTAL SUPPLIES			2,326	3,300	3,300	3,300	3,300

TOTAL SUPERIOR COURT			579,679	680,002	703,528	677,588	677,588
-----------------------------	--	--	----------------	----------------	----------------	----------------	----------------

DIVISION PROFILE

The Specialty Courts of the Piedmont Judicial Circuit that consists of Barrow, Jackson, and Banks counties and under the supervision of Superior Court, are composed of **three** courts in Barrow County – Drug Court, Wellness Court (mental health court) and Family Treatment Court. The courts’ goal is to reduce recidivism through structured and cost effective programs. The **Felony Drug Court** provides a non-traditional approach to working with criminal offenders by offering a judicially supervised intensive outpatient substance use disorder treatment program instead of incarceration. The **Wellness Court** provides an alternative to incarceration by working with offenders and having them follow a closely monitored personalized treatment plan for their mental health that may also be accompanied by treatment for substance use disorder. The **Family Treatment Court** provides an innovative treatment approach to improve the lives of families negatively impacted by substance abuse or neglect within households.

STAFFING PLAN

Position Title	FY 2022	FY 2023	FY 2024
Full Time:			
Director	1	1	1
Coordinator (Partially Grant Funded)	-	1	1
TOTAL POSITIONS	1	2	2

FY2024 BUDGET SUMMARY

Funding Source: General Fund

	FY2022 ACTUAL	FY2023 BUDGET	FY2024 BUDGET
Personnel Services	53,132	114,656	157,247
Supplies	100	2,000	2,000
Total	53,232	116,656	159,247

DRUG COURT**2151**

Account Number	Account Description	FY2022 Actual	FY2023 Original Budget	FY2023 Department's Requested Budget	FY2024 Manager's Recommended Budget	FY2024 Commission Approved Budget
----------------	---------------------	---------------	------------------------	--------------------------------------	-------------------------------------	-----------------------------------

PERSONNEL COSTS

1002151	511000		SALARIES & WAGES	34,634	88,000	88,000	122,722	122,722
1002151	512100		GROUP INSURANCE	8,516	12,568	12,568	17,780	17,780
1002151	512200		FICA	2,032	5,456	5,456	7,609	7,609
1002151	512300		MEDICARE	475	1,276	1,276	1,780	1,780
1002151	512400		RETIREMENT CONTRIBUTIONS	5,769	5,506	5,506	5,506	5,506
1002151	512440		401A EXPENSE	1,705	1,850	1,850	1,850	1,850
TOTAL PERSONNEL COSTS				53,132	114,656	114,656	157,247	157,247

SUPPLIES

1002151	531100		GENERAL SUPPLIES & MATERIALS	100	2,000	2,000	2,000	2,000
TOTAL SUPPLIES				100	2,000	2,000	2,000	2,000

TOTAL DRUG COURT DIVISION				53,232	116,656	116,656	159,247	159,247
----------------------------------	--	--	--	---------------	----------------	----------------	----------------	----------------

DEPARTMENT PROFILE

Clerk of Superior Court have been elected county constitutional officers since 1798, when framers of Georgia’s constitution created the office and provided for election of a clerk in each county of the state to serve 4-year terms.

The Clerk is accountable only to the people who elect him or her. He or she is not an employee or appointee of any county or state commission or any agent or agency of the judiciary. As an impartial county officer, the Clerk provides some of the most important check-and-balances needed in both local county government and the state’s judicial system.

The Clerk’s duties include, but are not limited to, running the business arm of the local court system; accounting for all monies arising from fines, fees, court costs, and fees required by law; arraying and managing county trial and grand juries, including summoning jurors for service; providing oversight and administrative support to the county Board of Tax Equalization; and processing, protecting, and permanently maintaining citizens’ court, land, and other important vital records.

The Clerk of Superior Court’s Office also maintains Superior, State and Juvenile Court records, transmits all appeals to the Georgia Court of Appeals and Georgia Supreme Court, and records real estate transactions such as warranty deeds, quit claim deeds, security deeds, assignments, right-of-way deeds, easements, property plats, and power of attorney documents. In addition, this office is also responsible for recording fifas, military discharges, trade names, UCCs (Uniform Commercial Code), and various sorts of liens including mechanic liens, property tax liens, and hospital/doctor liens. In addition, this office collects probation fines, child support payments, property transfer taxes and intangible taxes. This department is also responsible for filing criminal cases, maintaining criminal warrants, and transmitting documents to GCIC, DDS, and DOR. This elected office also files civil cases such as divorces/annulments, adoptions, child support, name changes, habeas corpus cases, suits for damages, garnishments, and repossessions. This office also issues notary public commissions, performs jury management, keeps election ballots for the statutory time limit of two years, and assists the general public with obtaining copies of various court records and any other vital records.

STAFFING PLAN

Position Title	FY 2022	FY 2023	FY 2024
Full Time:			
Clerk of Superior Court (Elected)	1	1	1
Chief Deputy Clerk- Civil	1	1	1
Senior Deputy Clerk -Accounting	1	1	1
Deputy Clerk	6	6	10
Court Clerk	4	4	-
Deputy Court Clerk-Criminal Support	-	1	1
Deputy Court Clerk-Traffic	1	1	1
Senior Deputy Clerk Traffic Coordinator	1	1	1
Part Time:			
Support Clerk Juvenile	1	1	1
TOTAL POSITIONS	16	17	17

FY2024 BUDGET SUMMARY

Funding Source: General Fund	FY2022 ACTUAL	FY2023 BUDGET	FY2024 BUDGET
Personnel Services	890,568	1,105,487	1,104,827
Contracted Services	149,129	209,082	217,582
Supplies	8,348	11,648	15,648
Total	1,048,046	1,326,217	1,338,057

CLERK OF SUPERIOR COURT

2180

Account Number	Account Description	FY2022 Actual	FY2023 Original Budget	FY2023 Department's Requested Budget	FY2024 Manager's Recommended Budget	FY2024 Commission Approved Budget
----------------	---------------------	---------------	------------------------	--------------------------------------	-------------------------------------	-----------------------------------

PERSONNEL COSTS

1002180	511000		SALARIES & WAGES	581,306	712,230	712,230	764,794	764,794
1002180	511003		SALARIES & WAGES PART TIME	16,841	24,586	24,586	24,586	24,586
1002180	511300		SALARIES - OVERTIME	3,743	-	-	-	-
1002180	512100		GROUP INSURANCE	184,537	253,517	253,517	196,272	196,272
1002180	512200		FICA	34,676	45,683	45,683	48,942	48,942
1002180	512300		MEDICARE	8,110	10,684	10,684	11,446	11,446
1002180	512400		RETIREMENT CONTRIBUTIONS	56,668	54,085	54,085	54,085	54,085
1002180	512440		401A EXPENSE	4,687	4,702	4,702	4,702	4,702
TOTAL PERSONNEL COSTS				890,568	1,105,487	1,105,487	1,104,827	1,104,827

CONTRACTED SERVICES

1002180	521200		PROFESSIONAL SERVICES	-	1,615	1,615	1,615	1,615
1002180	521210		PROF SVCS-COUNTY ATTORNEY	740	8,000	8,000	8,000	8,000
1002180	522200		REPAIRS AND MAINTENANCE	445	1,000	9,500	9,500	9,500
1002180	523200		COMMUNICATIONS	-	500	500	500	500
1002180	523201		POSTAGE	14,118	15,500	15,500	15,500	15,500
1002180	523400		PRINTING AND BINDING	15,419	21,500	21,500	21,500	21,500
1002180	523450		COPIER CHARGES	8,087	9,100	9,100	9,100	9,100
1002180	523500		TRAVEL	3,127	5,775	5,775	5,775	5,775
1002180	523600		DUES AND FEES	105,943	141,092	141,092	141,092	141,092
1002180	523700		EDUCATION AND TRAINING	1,250	5,000	5,000	5,000	5,000
1002180	523701		EDUC & TRAIN BD OF EQUALIZATI	-	-	-	-	-
TOTAL CONTRACTED SERVICES				149,129	209,082	217,582	217,582	217,582

SUPPLIES

1002180	531100		GENERAL SUPPLIES & MATERIALS	8,348	11,148	15,148	15,148	15,148
1002180	531600		SMALL EQUIPMENT	-	500	500	500	500
TOTAL SUPPLIES				8,348	11,648	15,648	15,648	15,648

TOTAL CLERK OF SUPERIOR COURT				1,048,046	1,326,217	1,338,717	1,338,057	1,338,057
--------------------------------------	--	--	--	------------------	------------------	------------------	------------------	------------------

DEPARTMENT PROFILE

The District Attorney is elected by the voters of the Piedmont Judicial Circuit that consists of Barrow, Jackson, and Banks counties for four year terms. The District Attorney represents the state in all criminal cases in Superior Court and in all cases taken up from the Superior Court to the Court of Appeals and the Supreme Court. The District Attorney advises grand juries in relation to matters of law, prepares indictments or presentments when requested by the grand jury, prosecutes all indictable offenses, prosecutes or defends any civil action in which the state is interested, argues criminal cases on appeal, and assists the attorney general when certain prosecutions are moved to a U.S. District Court.

STAFFING PLAN

Position Title	FY 2022	FY 2023	FY 2024
Full Time:			
Office Clerk	1	1	1
Docket Clerk/Office Manager	1	1	1
Assistant District Attorney	5	5	5
Victim Assistance Investigator	6	6	6
Investigator II	1	1	1
State Paid:			
District Attorney (Elected)	1	1	1
Assistant District Attorney	5	5	5
State Paid Secretary/Investigator	2	2	2
Grant Funded:			
Victim Assistance Investigator	1	1	1
TOTAL POSITIONS	23	23	23

FY2024 BUDGET SUMMARY

Funding Source: General Fund

	FY2022 ACTUAL	FY2023 BUDGET	FY2024 BUDGET
Personnel Services	1,035,909	1,343,308	1,358,052
Contracted Services	33,349	40,539	69,049
Supplies	8,167	10,575	10,575
Other	567	742	650
Total	1,077,992	1,395,164	1,438,326

DISTRICT ATTORNEY

2200

Account Number	Account Description	FY2022 Actual	FY2023 Original Budget	FY2023 Department's Requested Budget	FY2024 Manager's Recommended Budget	FY2024 Commission Approved Budget
----------------	---------------------	---------------	------------------------	--------------------------------------	-------------------------------------	-----------------------------------

PERSONNEL COSTS

1002200	511000		SALARIES & WAGES	720,859	935,525	935,525	1,019,246	1,019,246
1002200	511300		SALARIES - OVERTIME	12	-	-	-	-
1002200	512100		GROUP INSURANCE	189,668	260,699	260,699	185,317	185,317
1002200	512200		FICA	41,560	58,003	58,003	63,194	63,194
1002200	512300		MEDICARE	9,720	13,566	13,566	14,780	14,780
1002200	512400		RETIREMENT CONTRIBUTIONS	63,406	60,515	60,515	60,515	60,515
1002200	512440		401A EXPENSE	10,685	15,000	15,000	15,000	15,000
TOTAL PERSONNEL COSTS				1,035,909	1,343,308	1,343,308	1,358,052	1,358,052

CONTRACTED SERVICES

1002200	521200		PROFESSIONAL SERVICES	6,887	8,517	8,517	8,517	8,517
1002200	521210		PROF SVCS-COUNTY ATTORNEY	-	1,629	1,629	1,629	1,629
1002200	521300		TECHNICAL SERVICES	2,262	2,880	2,880	2,880	2,880
1002200	522200		REPAIRS AND MAINTENANCE	2,708	3,000	26,760	26,760	26,760
1002200	523200		COMMUNICATIONS	-	500	500	500	500
1002200	523201		POSTAGE	6,123	5,000	5,000	5,000	5,000
1002200	523300		ADVERTISING	-	100	100	100	100
1002200	523450		COPIER CHARGES	8,334	9,632	9,632	9,632	9,632
1002200	523500		TRAVEL	905	1,853	1,853	1,853	1,853
1002200	523600		DUES AND FEES	3,205	3,378	3,378	3,378	3,378
1002200	523700		EDUCATION AND TRAINING	2,925	4,050	8,800	8,800	8,800
TOTAL CONTRACTED SERVICES				33,349	40,539	69,049	69,049	69,049

SUPPLIES

1002200	531100		GENERAL SUPPLIES & MATERIALS	4,934	5,000	5,000	5,000	5,000
1002200	531118		FLEET MAINTENANCE REPAIRS	-	675	675	675	675
1002200	531400		BOOKS AND PERIODICALS	1,236	900	900	900	900
1002200	531600		SMALL EQUIPMENT	1,998	4,000	4,000	4,000	4,000
TOTAL SUPPLIES				8,167	10,575	10,575	10,575	10,575

INTERFUND / INTERDEPT.

1002200	551100	RS001	INDIRECT COST ALLOCATION	567	742	742	650	650
TOTAL OTHER COSTS				567	742	742	650	650

TOTAL DISTRICT ATTORNEY				1,077,992	1,395,164	1,423,674	1,438,326	1,438,326
--------------------------------	--	--	--	------------------	------------------	------------------	------------------	------------------

DEPARTMENT PROFILE

The part time Barrow County State Court, through Local Legislation, will become effective and operational on January 1, 2021. The State Court Judge is elected by the voters of Barrow County. This Court has jurisdiction over all misdemeanor criminal offenses alleged in Barrow County, traffic offenses in the unincorporated portions of Barrow County, traffic cases filed in any municipal court in Barrow County where a jury trial is demanded, and appeals from Magistrate Court civil decisions. Additionally, the Barrow County State Court will handle civil actions, regardless of the amount claimed, unless the Superior Court has exclusive jurisdiction

STAFFING PLAN

Position Title	FY 2022	FY 2023	FY 2024
Full Time:			
Administrative Assistant	1	1	-
State Court Office Coordinator	-	-	1
Part Time:			
State Judge	1	1	1
TOTAL POSITIONS	2	2	2

FY2024 BUDGET SUMMARY

Funding Source: General Fund

	FY2022 ACTUAL	FY2023 BUDGET	FY2024 BUDGET
Personnel Services	135,487	150,736	141,895
Contracted Services	42,848	37,850	32,200
Supplies	11,420	3,500	800
Total	189,755	192,086	174,895

Account Number	Account Description	FY2022 Actual	FY2023 Original Budget	FY2023 Department's Requested Budget	FY2024 Manager's Recommended Budget	FY2024 Commission Approved Budget
----------------	---------------------	---------------	------------------------	--------------------------------------	-------------------------------------	-----------------------------------

PERSONNEL COSTS

1002300	511000		SALARIES & WAGES	38,978	39,976	39,976	53,380	53,380
1002300	511003		SALARIES & WAGES PART TIME	59,520	59,520	59,520	59,520	59,520
1002300	512100		GROUP INSURANCE	29,201	42,628	42,628	19,357	19,357
1002300	512200		FICA	5,367	6,169	6,169	7,000	7,000
1002300	512300		MEDICARE	1,255	1,443	1,443	1,638	1,638
1002300	512440		401A EXPENSE	1,164	1,000	1,000	1,000	1,000
TOTAL PERSONNEL COSTS				135,487	150,736	150,736	141,895	141,895

CONTRACTED SERVICES

1002300	521200		PROFESSIONAL SERVICES	20,459	10,000	12,500	12,500	12,500
1002300	521210		PROF SVCS-COUNTY ATTORNEY	-	500	-	-	-
1002300	521219		PROF SVCS-COURT COST-JURY FEES	-	5,000	5,000	5,000	5,000
1002300	521220		PROF SVC-CT COST-WITNESS FEES	-	100	-	-	-
1002300	521221		PROF SV-CT COST-REPORTERS FEES	8,800	15,000	10,000	10,000	10,000
1002300	522200		REPAIRS AND MAINTENANCE	159	500	500	500	500
1002300	523201		POSTAGE	1,403	1,000	100	100	100
1002300	523450		COPIER CHARGES	404	750	750	1,000	1,000
1002300	523500		TRAVEL	899	2,000	3,000	2,000	2,000
1002300	523600		DUES AND FEES	10,405	2,500	600	600	600
1002300	523700		EDUCATION AND TRAINING	320	500	500	500	500
TOTAL CONTRACTED SERVICES				42,848	37,850	32,950	32,200	32,200

SUPPLIES

1002300	531100		GENERAL SUPPLIES & MATERIALS	3,584	3,000	300	300	300
1002300	531600		SMALL EQUIPMENT	7,836	500	500	500	500
TOTAL SUPPLIES				11,420	3,500	800	800	800

TOTAL DISTRICT ATTORNEY				189,755	192,086	184,486	174,895	174,895
--------------------------------	--	--	--	----------------	----------------	----------------	----------------	----------------

DEPARTMENT PROFILE

The Solicitor General is elected by the voters of Barrow County and serves as the prosecuting attorney in the Barrow County State Court. The Solicitor General is responsible for the prosecution of all misdemeanor cases occurring in Barrow County, including crimes against persons, property crimes, and traffic violations. A misdemeanor crime is any crime that is punishable by a maximum of one year in jail, or less. The Solicitor General investigates and charges all assigned cases while working to ensure that all persons involved in the criminal process are treated in a courteous and professional manner

STAFFING PLAN

Position Title	FY 2022	FY 2023	FY 2024
Full Time			
Secretary	1	1	1
Investigator	-	1	1
Chief Assistant Solicitor	-	-	1
Assistant Solicitor	2	2	1
Part-Time			
Solicitor General	1	1	1
Assistant Solicitor	-	-	-
TOTAL POSITIONS	4	5	5

FY2024 BUDGET SUMMARY

Funding Source: General Fund

	FY2022 ACTUAL	FY2023 BUDGET	FY2024 BUDGET
Personnel Services	223,334	338,408	384,111
Contracted Services	9,020	18,995	19,995
Supplies	2,431	6,750	5,750
Total	234,784	364,153	409,856

SOLICITOR GENERAL

2305

Account Number	Account Description	FY2022 Actual	FY2023 Original Budget	FY2023 Department's Requested Budget	FY2024 Manager's Recommended Budget	FY2024 Commission Approved Budget
----------------	---------------------	---------------	------------------------	--------------------------------------	-------------------------------------	-----------------------------------

PERSONNEL COSTS

1002305	511000		SALARIES & WAGES	119,757	203,655	238,330	253,137	253,137
1002305	511003		SALARIES & WAGES PART TIME	51,775	50,592	50,592	50,592	50,592
1002305	512100		GROUP INSURANCE	38,622	59,660	59,660	52,095	52,095
1002305	512200		FICA	10,025	15,764	17,914	18,832	18,832
1002305	512300		MEDICARE	2,345	3,687	4,190	4,405	4,405
1002305	512440		401A EXPENSE	810	5,050	5,050	5,050	5,050
TOTAL PERSONNEL COSTS				223,334	338,408	375,736	384,111	384,111

CONTRACTED SERVICES

1002305	521200		PROFESSIONAL SERVICES	390	2,000	2,000	2,000	2,000
1002305	521210		PROF SVCS-COUNTY ATTORNEY	460	1,000	1,000	1,000	1,000
1002305	522200		REPAIRS AND MAINTENANCE	31	2,000	2,000	2,000	2,000
1002305	523201		POSTAGE	1,236	2,000	2,000	2,000	2,000
1002305	523450		COPIER CHARGES	3,759	3,200	3,200	4,200	4,200
1002305	523500		TRAVEL	-	2,000	2,000	2,000	2,000
1002305	523600		DUES AND FEES	172	2,095	2,095	2,095	2,095
1002305	523700		EDUCATION AND TRAINING	2,971	4,700	4,700	4,700	4,700
TOTAL CONTRACTED SERVICES				9,020	18,995	18,995	19,995	19,995

SUPPLIES

1002305	531100		GENERAL SUPPLIES & MATERIALS	1,168	1,750	1,750	1,750	1,750
1002305	531600		SMALL EQUIPMENT	1,263	5,000	5,000	4,000	4,000
TOTAL SUPPLIES				2,431	6,750	6,750	5,750	5,750

TOTAL DISTRICT ATTORNEY				234,784	364,153	401,481	409,856	409,856
--------------------------------	--	--	--	----------------	----------------	----------------	----------------	----------------

DEPARTMENT PROFILE

The Chief Magistrate of the Magistrate Court is elected by the voters for four year terms. A Magistrate Judge must be available 24/7, 365 days a year. Georgia Law sets the jurisdictional limits that the Court falls under. The Magistrate Court has criminal and civil jurisdictions.

The criminal division includes matters involving the following:
 Criminal Warrants; Search Warrants; First Appearance Hearings; Bond Hearings; Extradition Hearings; Preliminary Hearings; Pre-Warrant Hearings; Good Behavior Warrants; Deposit Account Fraud Warrants; and County Ordinance Violations, including Animal Control violations, Code Enforcement Violations, Criminal Trespass, Disorderly Conduct, Public Indecency, Theft By Shoplifting, Possession of Marijuana less than one ounce, and Possession of Alcohol by a Minor.

The civil Division includes matters involving the following:
 Civil Suits-Jurisdiction limit is under \$15,000; Dispossessories - Landlord/Tenant Disputes; Garnishments; Personal Property Foreclosures; Post-Judgement Interrogatories; FIFA-Liens; and Abandoned Motor Vehicles.

The Magistrate Court of Barrow County conducts Civil Court each Monday and Thursday. Criminal Court is held each Tuesday and Wednesday. Bond Hearings are held each Monday, Wednesday, Friday and one time over the weekend.

STAFFING PLAN

Position Title	FY2022	FY2023	FY2024
Full Time:			
Chief Magistrate Judge (Elected)	1	1	1
Chief Deputy Clerk Magistrate	1	1	1
Full Time Magistrate Judge	1	1	1
Deputy Magistrate Court Clerk	2	2	2
Front Desk Clerk	1	1	1
Supplemental:			
Assistant Magistrate Judge	2	2	2
TOTAL POSITIONS	8	8	8

FY2024 BUDGET SUMMARY

Funding Source: General Fund	FY2022 ACTUAL	FY2023 BUDGET	FY2024 BUDGET
Personnel Services	483,874	522,485	542,672
Contracted Services	56,749	47,355	47,355
Supplies	15,199	5,141	5,141
Total	555,822	574,981	595,168

MAGISTRATE COURT

2400

Account Number	Account Description	FY2022 Actual	FY2023 Original Budget	FY2023 Department's Requested Budget	FY2024 Manager's Recommended Budget	FY2024 Commission Approved Budget
----------------	---------------------	---------------	------------------------	--------------------------------------	-------------------------------------	-----------------------------------

PERSONNEL COSTS

1002400	511000		SALARIES & WAGES	323,676	352,158	352,158	379,295	379,295
1002400	511003		SALARIES & WAGES PART TIME	17,755	15,000	15,000	23,000	23,000
1002400	511300		SALARIES - OVERTIME	283	-	-	-	-
1002400	512100		GROUP INSURANCE	81,983	93,035	93,035	75,396	75,396
1002400	512200		FICA	20,090	22,764	22,764	24,943	24,943
1002400	512300		MEDICARE	4,699	5,324	5,324	5,834	5,834
1002400	512400		RETIREMENT CONTRIBUTIONS	33,469	31,944	31,944	31,944	31,944
1002400	512440		401A EXPENSE	1,919	2,260	2,260	2,260	2,260
TOTAL PERSONNEL COSTS				483,874	522,485	522,485	542,672	542,672

CONTRACTED SERVICES

1002400	521200		PROFESSIONAL SERVICES	17,166	19,342	19,342	19,342	19,342
1002400	521210		PROF SVCS-COUNTY ATTORNEY	1,670	5,132	5,132	5,132	5,132
1002400	522200		REPAIRS AND MAINTENANCE	28,933	10,920	10,920	10,920	10,920
1002400	523200		COMMUNICATIONS	1,825	1,356	1,356	1,356	1,356
1002400	523201		POSTAGE	1,150	2,800	2,800	2,800	2,800
1002400	523450		COPIER CHARGES	2,707	3,000	3,000	3,000	3,000
1002400	523500		TRAVEL	1,317	2,500	2,500	2,500	2,500
1002400	523600		DUES AND FEES	400	475	475	475	475
1002400	523700		EDUCATION AND TRAINING	1,580	1,830	1,830	1,830	1,830
TOTAL CONTRACTED SERVICES				56,749	47,355	47,355	47,355	47,355

SUPPLIES

1002400	531100		GENERAL SUPPLIES & MATERIALS	3,989	4,000	4,000	4,000	4,000
1002400	531400		BOOKS AND PERIODICALS	-	141	141	141	141
1002400	531600		SMALL EQUIPMENT	11,209	1,000	1,000	1,000	1,000
TOTAL SUPPLIES				15,199	5,141	5,141	5,141	5,141

TOTAL MAGISTRATE COURT				555,822	574,981	574,981	595,168	595,168
-------------------------------	--	--	--	----------------	----------------	----------------	----------------	----------------

DEPARTMENT PROFILE

The Probate Court Judge is elected by the voters for four year terms. The Probate Court is responsible for probating wills, appointing guardians of minors and incompetent persons, mental health issues, issuing marriage licenses, and issuing firearm, fireworks, and explosive permits. In addition, this elected office also records birth, death, and marriage certificates as the state appointed custodian of vital records for the county. This office also administers oaths to public officers, files, approves, and records bonds of public officers, and administers estate matters.

STAFFING PLAN

Position Title	FY2022	FY2023	FY2024
Full Time:			
Probate Court Judge (Elected)	1	1	1
Chief Probate Court Clerk	1	1	1
Chief Deputy Probate Court Clerk	-	-	-
Traffic Coordinator	-	-	-
Probate Court Clerk-Traffic	-	-	-
Probate Coordinator	2	2	2
Probate Court Clerk-Probate	-	-	-
Probate Court Clerk	1	1	1
TOTAL POSITIONS	5	5	5

FY2024 BUDGET SUMMARY

Funding Source: General Fund

	FY2022 ACTUAL	FY2023 BUDGET	FY2024 BUDGET
Personnel Services	369,138	432,823	421,992
Contracted Services	42,775	33,831	34,971
Supplies	5,333	7,800	7,800
Total	417,246	474,454	464,763

PROBATE COURT

2450

Account Number	Account Description	FY2022 Actual	FY2023 Original Budget	FY2023 Department's Requested Budget	FY2024 Manager's Recommended Budget	FY2024 Commission Approved Budget
----------------	---------------------	---------------	------------------------	--------------------------------------	-------------------------------------	-----------------------------------

PERSONNEL COSTS

1002450	511000		SALARIES & WAGES	262,540	292,778	292,778	310,016	310,016
1002450	512100		GROUP INSURANCE	44,748	75,598	75,598	46,211	46,211
1002450	512200		FICA	15,533	18,153	18,153	19,221	19,221
1002450	512300		MEDICARE	3,633	4,246	4,246	4,496	4,496
1002450	512400		RETIREMENT CONTRIBUTIONS	39,865	38,048	38,048	38,048	38,048
1002450	512440		401A EXPENSE	2,820	4,000	4,000	4,000	4,000
TOTAL PERSONNEL COSTS				369,138	432,823	432,823	421,992	421,992

CONTRACTED SERVICES

1002450	521200		PROFESSIONAL SERVICES	3,603	10,800	10,800	10,800	10,800
1002450	521210		PROF SVCS-COUNTY ATTORNEY	-	1,000	1,000	1,000	1,000
1002450	522200		REPAIRS AND MAINTENANCE	24,415	7,615	7,615	7,615	7,615
1002450	523201		POSTAGE	2,976	2,664	2,664	2,664	2,664
1002450	523450		COPIER CHARGES	3,902	2,500	2,500	2,500	2,500
1002450	523500		TRAVEL	2,964	5,027	5,027	5,027	5,027
1002450	523600		DUES AND FEES	800	450	450	450	450
1002450	523700		EDUCATION AND TRAINING	2,790	1,860	1,860	3,000	3,000
1002450	523900		OTHER PURCHASED SERVICES	1,327	1,915	1,915	1,915	1,915
TOTAL CONTRACTED SERVICES				42,775	33,831	33,831	34,971	34,971

SUPPLIES

1002450	531100		GENERAL SUPPLIES & MATERIALS	5,333	5,800	5,800	5,800	5,800
1002450	531600		SMALL EQUIPMENT	-	2,000	2,000	2,000	2,000
TOTAL SUPPLIES				5,333	7,800	7,800	7,800	7,800

TOTAL PROBATE COURT				417,246	474,454	474,454	464,763	464,763
----------------------------	--	--	--	----------------	----------------	----------------	----------------	----------------

DEPARTMENT PROFILE

The Juvenile Court Judge is appointed by the four Superior Court judges of the Piedmont Judicial Circuit for a four year term. This court, operating through an intergovernmental agreement between Barrow County (47%), Jackson County (41%), and Banks County (12%) hears juvenile delinquency cases, child abuse and negligent cases, and juvenile traffic offense cases. The Juvenile Court is served by the Piedmont CASA (Court Appointed Special Advocate) that is an organization of private volunteer citizens appointed by the Juvenile Court Judge who monitors, evaluates, and provides reports about a child’s case. Probation and Delinquency Intake Services are provided by the Georgia Department of Juvenile Justice.

STAFFING PLAN

Position Title	FY 2022	FY 2023	FY 2024
Intergovernmental Agreement:			
Juvenile Court Judge (Appointed)	1	1	1
Associate Judge	1	1	1
Legal Secretary (Jackson)	1	1	1
Law Clerk/Civil Intake Officer	2	2	2
Program Coordinator	1	1	1
Deputy Program Coordinator	1	1	1
Part-Time:			
Legal Secretary	1	1	1
TOTAL POSITIONS	8	8	8

FY2024 BUDGET SUMMARY

Funding Source: General Fund

	FY2022 ACTUAL	FY2023 BUDGET	FY2024 BUDGET
Contracted Services	318,411	238,335	308,772
Supplies	318,411	238,335	308,772
Other	254,212	210,226	210,226
Total	<u>891,034</u>	<u>686,896</u>	<u>827,770</u>

JUVENILE COURT

2600

Account Number	Account Description	FY2022 Actual	FY2023 Original Budget	FY2023 Department's Requested Budget	FY2024 Manager's Recommended Budget	FY2024 Commission Approved Budget
----------------	---------------------	---------------	------------------------	--------------------------------------	-------------------------------------	-----------------------------------

CONTRACTED SERVICES

1002600	521200	PROFESSIONAL SERVICES	312,436	225,000	225,000	300,000	300,000
1002600	521300	TECHNICAL SERVICES	868	6,000	6,000	3,000	3,000
1002600	522200	REPAIRS AND MAINTENANCE	2,772	2,640	2,772	2,772	2,772
1002600	523201	POSTAGE	783	500	500	500	500
1002600	523450	COPIER CHARGES	1,551	4,195	4,195	2,500	2,500
TOTAL CONTRACTED SERVICES			318,411	238,335	238,467	308,772	308,772

SUPPLIES

1002600	531100	GENERAL SUPPLIES & MATERIALS	-	1,000	1,500	1,500	1,500
TOTAL SUPPLIES			-	1,000	1,500	1,500	1,500

OTHER COSTS

1002600	571000	INTERGOVERNMENTAL PAYMENTS	254,212	210,226	210,226	210,226	210,226
TOTAL OTHER COSTS			254,212	210,226	210,226	210,226	210,226

TOTAL JUVENILE COURT			572,623	449,561	450,193	520,498	520,498
-----------------------------	--	--	----------------	----------------	----------------	----------------	----------------

OFFICE PROFILE

The Public Defender’s Office is an independent agency within the judicial branch of state government. The Public Defender for the Piedmont Judicial Circuit, operating through an intergovernmental agreement between Barrow County (47%), Jackson County (41%), and Banks County (12%) provides legal representation to indigent defendants in various cases. Those cases include cases prosecuted in the Superior Court where there is a possibility that a sentence of imprisonment or probation or suspension of sentence of imprisonment may be adjudged, hearings in the Superior Court on revocation of probation, cases prosecuted in the Juvenile Court where a child may face a disposition in a delinquency case of confinement, commitment, or probation, represents indigent defendants in Probate Court, and direct appeals from the above cases. This office also provides a team member for the Accountability Courts. The County, by state law, must provide this office with office space, utilities, telephone, supplies, interpreters, and other expenses.

Beginning January 2021, the Circuit Public Defender also started providing representation to indigent defendants charged with misdemeanors in Barrow County State Court

STAFFING PLAN

Position Title	FY 2023	FY 2024
Full Time:		
Attorneys	6	7
Paralegal/Investigator	3	4
Shared Across Circuit:		
Attorneys (CPD, APD, Juvenile Court APD)	3	3
Investigator	1	-
Attorney rehab coordinator	1	1
TOTAL POSITIONS	14	15

FY2024 BUDGET SUMMARY

Funding Source: General Fund	FY2022 ACTUAL	FY2023 BUDGET	FY2024 BUDGET
Contracted Services	619,891	660,482	736,030

PUBLIC DEFENDER

2800

Account Number	Account Description	FY2022 Actual	FY2023 Original Budget	FY2023 Department's Requested Budget	FY2024 Manager's Recommended Budget	FY2024 Commission Approved Budget
----------------	---------------------	---------------	------------------------	--------------------------------------	-------------------------------------	-----------------------------------

CONTRACTED SERVICES

1002800	521200		PROFESSIONAL SERVICES	619,891	660,482	736,030	736,030	736,030
TOTAL CONTRACTED SERVICES				619,891	660,482	736,030	736,030	736,030

TOTAL PUBLIC DEFENDERS OFFICE				619,891	660,482	736,030	736,030	736,030
--------------------------------------	--	--	--	----------------	----------------	----------------	----------------	----------------

OFFICE PROFILE

The Sheriff is elected by the voters for a four year term. This full service office has a Uniform Patrol Division, Criminal Investigation Division, Training Division, Crime Prevention Division, Records Division, Office of Professional Standards and an Administrative Division. This office enforces all state and county laws enacted for the protection of property, health and welfare of all county citizens and its visitors. The Sheriff's Office also provides security for all courts, processes warrants, provides school resource officers for all county schools and operates a 372 bed detention facility.

STAFFING PLAN

Position Title	FY 2022	FY 2023	FY 2024
Full Time:			
Sheriff (Elected)	1	1	1
Administrative Clerk	3	3	3
Administrative Coordinator	1	1	1
Administrative Secretary	2	2	2
Captain	3	3	3
Chief Deputy	1	1	1
Crime Analyst	1	1	1
Crime Scene Specialist	1	1	1
Deputy Sheriff	45	45	55
Deputy Sheriff/FTO/Senior Deputy	14	14	14
Investigator	12	12	12
Lieutenant	16	16	18
Major	3	3	3
Manager's IT Sheriff	1	1	1
Records Supervisor	1	1	1
Records Technician	2	2	2
Sergeant	10	10	11
IT Tech	1	1	1
Health & Wellness Manager	1	1	1
TOTAL POSITIONS	120	120	133

FY2024 BUDGET SUMMARY

Funding Source: General Fund

	FY2022 ACTUAL	FY2023 BUDGET	FY2024 BUDGET
Personnel Services	8,855,706	10,766,397	11,779,921
Contracted Services	815,981	997,922	1,257,228
Supplies	827,960	835,000	892,727
Other	163,191	213,553	204,850
Total	10,662,838	12,812,872	14,134,726

SHERIFF'S OFFICE

3300

Account Number	Account Description	FY2022 Actual	FY2023 Original Budget	FY2023 Department's Requested Budget	FY2024 Manager's Recommended Budget	FY2024 Commission Approved Budget
----------------	---------------------	---------------	------------------------	--------------------------------------	-------------------------------------	-----------------------------------

PERSONNEL COSTS

1003300	511000		SALARIES & WAGES	6,056,269	7,472,629	8,528,302	8,528,302	8,528,302
1003300	511300		SALARIES - OVERTIME	214,193	81,220	81,220	81,220	81,220
1003300	511301		SALARIES-BUILT-IN OVERTIME	-	154,724	154,724	154,724	154,724
1003300	511302		ON-CALL PAY	579	-	-	-	-
1003300	512100		GROUP INSURANCE	1,499,260	1,867,515	2,059,704	1,722,083	1,722,083
1003300	512200		FICA	375,979	477,932	543,384	543,384	543,384
1003300	512300		MEDICARE	87,931	111,775	127,083	127,083	127,083
1003300	512400		RETIREMENT CONTRIBUTIONS	570,354	542,602	542,602	542,602	542,602
1003300	512440		401A EXPENSE	51,141	58,000	80,523	80,523	80,523
TOTAL PERSONNEL COSTS				8,855,706	10,766,397	12,117,542	11,779,921	11,779,921

CONTRACTED SERVICES

1003300	521200		PROFESSIONAL SERVICES	32,667	46,625	19,625	19,625	19,625
1003300	521210		PROF SVCS-COUNTY ATTORNEY	14,155	30,000	30,000	30,000	30,000
1003300	522200		REPAIRS AND MAINTENANCE	342,624	373,921	564,822	564,822	564,822
1003300	523100		INSURANCE	286,883	299,349	299,349	385,844	385,844
1003300	523108		DEPUTY-BONDING	-	4,600	4,600	4,600	4,600
1003300	523200		COMMUNICATIONS	129,163	220,597	224,437	218,437	218,437
1003300	523201		POSTAGE	1,146	2,900	2,900	2,900	2,900
1003300	523300		ADVERTISING	1,200	1,100	1,100	1,100	1,100
1003300	523450		COPIER CHARGES	10,839	10,400	10,400	10,400	10,400
1003300	523500		TRAVEL	2,347	2,500	10,000	10,000	10,000
1003300	523600		DUES AND FEES	2,088	2,450	2,500	2,500	2,500
1003300	523700		EDUCATION AND TRAINING	(7,131)	3,480	7,000	7,000	7,000
TOTAL CONTRACTED SERVICES				815,981	997,922	1,176,733	1,257,228	1,257,228

SUPPLIES

1003300	531100		GENERAL SUPPLIES & MATERIALS	50,097	50,000	50,000	50,000	50,000
1003300	531103		AMMUNITION	38,976	60,000	60,000	60,000	60,000
1003300	531118		FLEET MAINTENANCE REPAIRS	239,086	215,000	215,000	215,000	215,000
1003300	531150		UNIFORMS	40,336	55,000	75,000	75,000	75,000
1003300	531151		VESTS	32,180	40,000	55,000	55,000	55,000
1003300	531200		UTILITIES	4,060	3,000	3,000	3,000	3,000
1003300	531270		GASOLINE/DIESEL	423,225	410,000	410,000	410,000	410,000
1003300	531600		SMALL EQUIPMENT	-	2,000	2,000	24,727	24,727
TOTAL SUPPLIES				827,960	835,000	870,000	892,727	892,727

INTERFUND / INTERDEPT.

1003300	551100	RS001	INDIRECT COST ALLOCATION	163,191	213,553	213,553	204,850	204,850
TOTAL OTHER COSTS				163,191	213,553	213,553	204,850	204,850

TOTAL SHERIFF'S OFFICE				10,662,838	12,812,872	14,377,828	14,134,726	14,134,726
-------------------------------	--	--	--	-------------------	-------------------	-------------------	-------------------	-------------------

DEPARTMENT PROFILE

The Detention Center, under the direction of the elected Sheriff, manages the 372 bed county jail. This law enforcement center is primarily a holding facility for men and women charged with a criminal offense waiting for a court appearance and for persons already sentenced but waiting for a transfer to a state or federal facility. This facility also holds persons found guilty of certain misdemeanors and sentenced to one year or less. The facility does not hold juveniles, as they are transferred to a regional youth detention center in Gainesville. A work detail, using county inmate labor, is operated from this facility to perform litter control along county and state roads and landscape duties at certain county facilities.

STAFFING PLAN

Position Title	FY 2022	FY 2023	FY 2024
Full Time:			
Administrative Assistant	2	2	2
Captain	2	2	2
Deputy	17	15	15
Deputy Sheriff FTO/Senior Deputy	-	5	5
Detention Officer	53	42	42
Detention Officer FTO/Senior Deputy	-	8	8
Lieutenant	5	5	5
Jail Maintenance Supervisor	1	1	1
Jail Maintenance Technician	1	1	1
Major- Detention	1	1	1
Sergeant	5	5	5
TOTAL POSITIONS	87	87	87

FY2024 BUDGET SUMMARY

Funding Source: General Fund

	FY2022 ACTUAL	FY2023 BUDGET	FY2024 BUDGET
Personnel Services	5,285,357	6,709,798	6,806,895
Contracted Services	1,187,295	1,510,196	1,953,988
Supplies	561,332	914,907	975,340
Total	7,033,984	9,134,901	9,736,223

DETENTION CENTER

3326

Account Number	Account Description	FY2022 Actual	FY2023 Original Budget	FY2023 Department's Requested Budget	FY2024 Manager's Recommended Budget	FY2024 Commission Approved Budget
----------------	---------------------	---------------	------------------------	--------------------------------------	-------------------------------------	-----------------------------------

PERSONNEL COSTS

1003326	511000		SALARIES & WAGES	3,348,758	4,570,844	4,770,161	4,770,161	4,770,161
1003326	511300		SALARIES - OVERTIME	484,284	166,604	166,604	166,604	166,604
1003326	511301		SALARIES-BUILT-IN OVERTIME	-	103,185	103,185	103,185	103,185
1003326	512100		GROUP INSURANCE	800,564	1,126,277	1,126,277	1,008,809	1,008,809
1003326	512200		FICA	227,120	300,120	312,478	312,478	312,478
1003326	512300		MEDICARE	53,117	70,190	73,080	73,080	73,080
1003326	512400		RETIREMENT CONTRIBUTIONS	344,274	328,578	328,578	328,578	328,578
1003326	512440		401A EXPENSE	27,241	44,000	44,000	44,000	44,000
TOTAL PERSONNEL COSTS				5,285,357	6,709,798	6,924,363	6,806,895	6,806,895

CONTRACTED SERVICES

1003326	521200		PROFESSIONAL SERVICES	9,943	52,068	52,068	52,068	52,068
1003326	521200	ST001	PROFESSIONAL SERVICES	24,000	-	-	-	-
1003326	521203		MEDICAL EXPENSE-PRISONERS	965,185	850,522	1,093,564	1,093,564	1,093,564
1003326	521204		PRISONER MEDICAL-OUTSIDE SERVI	57,472	175,000	183,750	183,750	183,750
1003326	521210		PROF SVCS-COUNTY ATTORNEY	520	-	-	-	-
1003326	522100		CLEANING/GARBAGE SERVICES	14,090	17,000	17,000	17,000	17,000
1003326	522200		REPAIRS AND MAINTENANCE	100,210	390,168	582,168	582,168	582,168
1003326	523450		COPIER CHARGES	13,187	12,000	12,000	12,000	12,000
1003326	523500		TRAVEL	2,176	3,000	3,000	3,000	3,000
1003326	523600		DUES AND FEES	54	1,000	1,000	1,000	1,000
1003326	523700		EDUCATION AND TRAINING	458	9,438	9,438	9,438	9,438
TOTAL CONTRACTED SERVICES				1,187,295	1,510,196	1,953,988	1,953,988	1,953,988

SUPPLIES

1003326	531100		GENERAL SUPPLIES & MATERIALS	119,797	158,400	158,400	158,400	158,400
1003326	531270		GASOLINE/DIESEL	455	1,100	1,100	1,100	1,100
1003326	531300		FOOD	441,080	755,407	815,840	815,840	815,840
TOTAL SUPPLIES				561,332	914,907	975,340	975,340	975,340

TOTAL DETENTION CENTER				7,033,984	9,134,901	9,853,691	9,736,223	9,736,223
-------------------------------	--	--	--	------------------	------------------	------------------	------------------	------------------

DEPARTMENT PROFILE

Medical Service Division:

The Emergency Medical Services Division is the contract administrator for the agreement with Northeast Ga Physicians Group and manages the BCES Medical First Response Program. Barrow County EMS operates six strategically placed ambulances, and one EMS Supervisor (EMS1) throughout Barrow County. Five of the six ambulances are currently based in BCES Emergency Response Facilities, and one ambulance is based at NGHS Barrow.

BCES operates 7 medical first response (MFR) units. These units are staffed with ERMs, EMTs, and Paramedics. BCES units are equipped with a full arrangement of life saving equipment to include cardiac monitors, basic to advanced airway management, and lifesaving medications to handle whatever emergency situation they face. BCES MFR's are equipped with the latest battery powered extrication tools that can be deployed rapidly at motor vehicle accidents with patient entrapment.

The Emergency Medical Services Division utilizes the Office of Professional Staff Development who is responsible for providing learning opportunities to staff of all divisions to ensure a highly trained and qualified workforce. All personal are trained to the latest standard of care and best practice techniques.

The Emergency Medical Services Division places emphasis on community risk reduction education (Stop the Bleed, Hands Only CPR) to Barrow County citizens through schools, civic organizations, station tours, and other venues

STAFFING PLAN

Position Title	FY 2022	FY 2023	FY 2024
Full Time:			
Captain	1	1	1
TOTAL POSITIONS	1	1	1

FY2024 BUDGET SUMMARY

Funding Source: General Fund

	FY2022 ACTUAL	FY2023 BUDGET	FY2024 BUDGET
Personnel Services	1,122,651	147,629	153,788
Contracted Services	1,788,352	3,002,244	3,664,720
Supplies	84,054	27,498	46,664
Other	24,932	7,000	650
Total	3,019,989	3,184,371	3,865,822

EMERGENCY SERVICES / EMS

3600

Account Number	Account Description	FY2022 Actual	FY2023 Original Budget	FY2023 Department's Requested Budget	FY2024 Manager's Recommended Budget	FY2024 Commission Approved Budget
----------------	---------------------	---------------	------------------------	--------------------------------------	-------------------------------------	-----------------------------------

PERSONNEL COSTS

1003600	511000		SALARIES & WAGES	697,593	72,564	72,564	77,506	77,506
1003600	511003		SALARIES & WAGES PART TIME	150	-	-	-	-
1003600	511300		SALARIES - OVERTIME	144,597	10,000	10,000	10,000	10,000
1003600	512100		GROUP INSURANCE	170,994	20,992	25,820	21,831	21,831
1003600	512200		FICA	49,772	5,119	5,119	5,426	5,426
1003600	512300		MEDICARE	11,640	1,198	1,198	1,269	1,269
1003600	512400		RETIREMENT CONTRIBUTIONS	39,559	37,756	37,756	37,756	37,756
1003600	512440		401A EXPENSE	8,347	-	-	-	-
TOTAL PERSONNEL COSTS				1,122,651	147,629	152,457	153,788	153,788

CONTRACTED SERVICES

1003600	521200		PROFESSIONAL SERVICES	1,731,623	2,931,548	4,398,407	3,607,295	3,607,295
1003600	521210		PROF SVCS-COUNTY ATTORNEY	12,209	15,000	2,000	2,000	2,000
1003600	522200		REPAIRS AND MAINTENANCE	4,773	25,096	26,275	26,275	26,275
1003600	523200		COMMUNICATIONS	8,463	1,875	1,875	1,875	1,875
1003600	523201		POSTAGE	105	-	-	-	-
1003600	523400		PRINTING AND BINDING	73	450	450	450	450
1003600	523450		COPIER CHARGES	2,609	-	-	-	-
1003600	523500		TRAVEL	5,284	9,500	5,650	5,650	5,650
1003600	523600		DUES AND FEES	-	3,950	4,150	4,150	4,150
1003600	523700		EDUCATION AND TRAINING	8,689	7,325	9,525	9,525	9,525
1003600	523800		LICENSES	14,525	7,500	7,500	7,500	7,500
TOTAL CONTRACTED SERVICES				1,788,352	3,002,244	4,455,832	3,664,720	3,664,720

SUPPLIES

1003600	531100		GENERAL SUPPLIES & MATERIALS	-	-	15,000	15,000	15,000
1003600	531101		MEDICAL SUPPLIES & MATERIALS	33,570	1,000	-	-	-
1003600	531118		FLEET MAINTENANCE REPAIRS	16,091	1,000	500	500	500
1003600	531150		UNIFORMS	327	500	500	500	500
1003600	531152		PERSONAL PROTECTIVE EQUIPMENT	997	-	5,400	5,400	5,400
1003600	531200		UTILITIES	897	21,898	21,264	21,264	21,264
1003600	531270		GASOLINE/DIESEL	32,172	3,100	4,000	4,000	4,000
TOTAL SUPPLIES				84,054	27,498	46,664	46,664	46,664

INTERFUND / INTERDEPT.

1003600	551100	RS001	INDIRECT COST ALLOCATION	24,932	7,000	716	650	650
TOTAL OTHER COSTS				24,932	7,000	716	650	650

TOTAL EMERGENCY SERVICES / EMS				3,019,989	3,184,371	4,655,669	3,865,822	3,865,822
---------------------------------------	--	--	--	------------------	------------------	------------------	------------------	------------------

DEPARTMENT PROFILE

The Coroner is elected by the voters for four year terms. The Coroner, with the assistance from the Georgia Bureau of Investigations and other state and local agencies, investigates the cause and manner of death where a person dies under four situations: (1) as a result of violence, suicide, or accident, (2) suddenly when in apparent good health, (3) when unattended by a physician, or (4) in any suspicious manner.

STAFFING PLAN

Position Title	FY 2022	FY 2023	FY 2024
Per Unit Basis:			
Coroner (Elected)	1	1	1
Deputy Coroner	3	3	3
TOTAL POSITIONS	4	4	4

FY2024 BUDGET SUMMARY

Funding Source: General Fund

	FY2022 ACTUAL	FY2023 BUDGET	FY2024 BUDGET
Personnel Services	74,738	77,158	73,324
Contracted Services	39,879	32,945	77,945
Supplies	9,743	10,300	12,000
Other	1,700	2,225	2,601
Total	126,060	122,628	165,870

CORONER

3700

Account Number	Account Description	FY2022 Actual	FY2023 Original Budget	FY2023 Department's Requested Budget	FY2024 Manager's Recommended Budget	FY2024 Commission Approved Budget
----------------	---------------------	---------------	------------------------	--------------------------------------	-------------------------------------	-----------------------------------

PERSONNEL COSTS

1003700	511000		SALARIES & WAGES	61,307	60,000	60,000	60,000	60,000
1003700	512100		GROUP INSURANCE	8,838	12,568	12,568	8,734	8,734
1003700	512200		FICA	3,723	3,720	3,720	3,720	3,720
1003700	512300		MEDICARE	871	870	870	870	870
TOTAL PERSONNEL COSTS				74,738	77,158	77,158	73,324	73,324

CONTRACTED SERVICES

1003700	521200		PROFESSIONAL SERVICES	34,585	25,000	70,000	70,000	70,000
1003700	521210		PROF SVCS-COUNTY ATTORNEY	-	2,000	2,000	2,000	2,000
1003700	522200		REPAIRS AND MAINTENANCE	-	-	-	-	-
1003700	523200		COMMUNICATIONS	-	-	-	-	-
1003700	523300		ADVERTISING	-	-	-	-	-
1003700	523400		PRINTING AND BINDING	29	100	100	100	100
1003700	523500		TRAVEL	3,285	3,865	3,865	3,865	3,865
1003700	523600		DUES AND FEES	300	300	300	300	300
1003700	523700		EDUCATION AND TRAINING	1,680	1,680	1,680	1,680	1,680
TOTAL CONTRACTED SERVICES				39,879	32,945	77,945	77,945	77,945

SUPPLIES

1003700	531100		GENERAL SUPPLIES & MATERIALS	4,551	4,500	4,500	4,500	4,500
1003700	531118		FLEET MAINTENANCE REPAIRS	49	1,000	1,000	1,000	1,000
1003700	531150		UNIFORMS	-	1,000	1,000	1,000	1,000
1003700	531270		GASOLINE/DIESEL	1,770	800	2,000	2,000	2,000
1003700	531600		SMALL EQUIPMENT	3,373	3,000	3,500	3,500	3,500
TOTAL SUPPLIES				9,743	10,300	12,000	12,000	12,000

INTERFUND / INTERDEPT.

1003700	551100	RS001	INDIRECT COST ALLOCATION	1,700	2,225	2,225	2,601	2,601
TOTAL OTHER COSTS				1,700	2,225	2,225	2,601	2,601

TOTAL CORONER				126,060	122,628	169,328	165,870	165,870
----------------------	--	--	--	----------------	----------------	----------------	----------------	----------------

DEPARTMENT PROFILE

The Animal Control Department enforces the county’s animal control ordinance on a county-wide basis including all municipalities. This department responds to complaints regarding stray and nuisance animals, animal cruelty, animal bites, and rabies exposure. The department also provides temporary shelter for stray, unwanted, and homeless animals at the animal shelter, and manages a volunteer program and animal adoption program.

STAFFING PLAN

Position Title	FY 2022	FY 2023	FY 2024
Full Time:			
Animal Control Director	1	1	1
Animal Control Supervisors	2	2	2
Animal Control Officer	5	5	5
Foster and Volunteer Coordinator	1	1	1
Kennel Technician	2	2	2
Part Time:			
Dispatcher	-	1	1
Kennel Technician	2	3	3
TOTAL POSITIONS	13	15	15

FY2024 BUDGET SUMMARY

Funding Source: General Fund

	FY2022 ACTUAL	FY2023 BUDGET	FY2024 BUDGET
Personnel Services	659,291	839,011	852,761
Contracted Services	210,394	221,090	292,190
Supplies	152,815	194,255	199,295
Other	37,933	10,382	9,104
Total	1,060,433	1,264,738	1,353,350

ANIMAL CONTROL

3910

Account Number	Account Description	FY2022 Actual	FY2023 Original Budget	FY2023 Department's Requested Budget	FY2024 Manager's Recommended Budget	FY2024 Commission Approved Budget
----------------	---------------------	---------------	------------------------	--------------------------------------	-------------------------------------	-----------------------------------

PERSONNEL COSTS

1003910	511000		SALARIES & WAGES	384,100	463,113	463,113	507,753	507,753
1003910	511003		SALARIES & WAGES PART TIME	48,029	104,181	154,322	104,181	104,181
1003910	511300		SALARIES - OVERTIME	32,501	32,000	44,000	38,000	38,000
1003910	512100		GROUP INSURANCE	122,397	154,199	154,199	113,435	113,435
1003910	512200		FICA	27,566	37,157	40,268	40,296	40,296
1003910	512300		MEDICARE	6,447	8,690	9,418	9,425	9,425
1003910	512400		RETIREMENT CONTRIBUTIONS	34,232	32,671	32,671	32,671	32,671
1003910	512440		401A EXPENSE	4,019	7,000	7,000	7,000	7,000
TOTAL PERSONNEL COSTS				659,291	839,011	904,991	852,761	852,761

CONTRACTED SERVICES

1003910	521200		PROFESSIONAL SERVICES	190,942	185,000	254,000	254,000	254,000
1003910	521210		PROF SVCS-COUNTY ATTORNEY	2,204	8,000	8,000	8,000	8,000
1003910	521300		TECHNICAL SERVICES	1,620	2,552	3,052	3,052	3,052
1003910	522100		CLEANING/GARBAGE SERVICES	2,623	1,966	3,566	3,566	3,566
1003910	522200		REPAIRS AND MAINTENANCE	-	750	750	750	750
1003910	523200		COMMUNICATIONS	3,365	7,300	7,900	7,300	7,300
1003910	523201		POSTAGE	41	300	300	300	300
1003910	523400		PRINTING AND BINDING	2,362	4,000	4,000	4,000	4,000
1003910	523450		COPIER CHARGES	5,624	5,500	5,500	5,500	5,500
1003910	523500		TRAVEL	812	2,512	2,512	2,512	2,512
1003910	523600		DUES AND FEES	400	610	610	610	610
1003910	523700		EDUCATION AND TRAINING	400	2,600	2,600	2,600	2,600
TOTAL CONTRACTED SERVICES				210,394	221,090	292,790	292,190	292,190

SUPPLIES

1003910	531100		GENERAL SUPPLIES & MATERIALS	55,668	89,100	92,100	89,100	89,100
1003910	531118		FLEET MAINTENANCE REPAIRS	10,979	3,500	10,000	10,000	10,000
1003910	531150		UNIFORMS	7,585	9,405	12,405	10,405	10,405
1003910	531200		UTILITIES	29,323	24,000	29,040	29,040	29,040
1003910	531270		GASOLINE/DIESEL	25,218	20,500	24,500	24,500	24,500
1003910	531300		FOOD	23,668	28,750	41,250	31,250	31,250
1003910	531600		SMALL EQUIPMENT	375	19,000	19,000	5,000	5,000
TOTAL SUPPLIES				152,815	194,255	228,295	199,295	199,295

CAPITAL OUTLAY

1003910	542000		CAPITAL OUTLAY-MACH&EQUIP	30,000	-	-	-	-
TOTAL CAPITAL OUTLAY				30,000	-	-	-	-

INTERFUND / INTERDEPT.

1003910	551100	RS001	INDIRECT COST ALLOCATION	7,933	10,382	10,382	9,104	9,104
TOTAL OTHER COSTS				7,933	10,382	10,382	9,104	9,104

TOTAL ANIMAL CONTROL				1,030,433	1,264,738	1,436,458	1,353,350	1,353,350
-----------------------------	--	--	--	------------------	------------------	------------------	------------------	------------------

DEPARTMENT PROFILE

One of the most basic and fundamental responsibilities of government is to provide for the safety and welfare of its citizens before, during and after major emergencies and disasters. An effective County-wide emergency Management Program is vital in providing these services.

The Emergency Management Agency (established under O.C.G.A 38-3-27 and following guidance of The Stafford Act) is the lead organization providing management and coordination of mitigation, preparedness, response, and recovery activities within Barrow County.

This is accomplished via hazard mitigation as well as preparation and response planning done in partnership with city/county agencies, regional and state level partners, non-profit entities, schools and the private sector.

Emergency Management division works to enhance the preparedness and resiliency of our communities by coordinating and integrating activities necessary to build, sustain and improve the capability to mitigate against, prepare for, respond to and recover from natural or man-made disasters through an all-hazards approach.

Barrow County Emergency Management Agency (EMA) is the local branch of the Georgia Emergency Management/Office of Homeland Security at the state level and the Federal Emergency Management Agency / Office of Homeland Security at the Federal level. Barrow County Emergency Management works with these agencies and other local, state and federal agencies before, during and after an emergency of disaster.

Barrow County EMA’s commitment to meeting and/or exceeding the requirements for a qualified emergency management program, not only makes us eligible for grants, funding and other reimbursements. Barrow County EMA has achieved a level of preparation which qualifies Barrow County for a reduced local match requirement for Public Assistance Programs subsequent to a major Presidential Disaster Declaration.

STAFFING PLAN

Position Title	FY 2022	FY 2023	FY 2024
Full Time:			
Emergency Management Director	1	1	1
Administrative Assistant			1
TOTAL POSITIONS	1	1	2

FY2024 BUDGET SUMMARY

Funding Source: General Fund

	FY2022 ACTUAL	FY2023 BUDGET	FY2024 BUDGET
Personnel Services	66,020	70,837	165,371
Contracted Services	76,045	52,661	52,620
Supplies	4,551	13,000	13500
Other	-	600	650
Total	146,616	137,098	232,141

EMERGENCY MANAGEMENT

3920

Account Number	Account Description	FY2022 Actual	FY2023 Original Budget	FY2023 Department's Requested Budget	FY2024 Manager's Recommended Budget	FY2024 Commission Approved Budget
----------------	---------------------	---------------	------------------------	--------------------------------------	-------------------------------------	-----------------------------------

PERSONNEL COSTS

1003920	511000		SALARIES & WAGES	46,233	56,724	93,224	120,613	120,613
1003920	511200		TEMPORARY EMPLOYEES	-	-	-	-	-
1003920	512100		GROUP INSURANCE	8,907	-	23,482	24,663	24,663
1003920	512200		FICA	2,593	3,517	5,780	7,478	7,478
1003920	512300		MEDICARE	606	823	1,352	1,749	1,749
1003920	512400		RETIREMENT CONTRIBUTIONS	7,376	7,041	7,041	7,041	7,041
1003920	512401		EMMA RETIREMENT CONTRIBUTION	305	1,800	1,800	1,800	1,800
1003920	512440		401A EXPENSE	-	932	2,027	2,027	2,027
TOTAL PERSONNEL COSTS				66,020	70,837	134,706	165,371	165,371

CONTRACTED SERVICES

1003920	521200		PROFESSIONAL SERVICES	34,781	8,000	8,000	8,000	8,000
1003920	521210		PROF SVCS-COUNTY ATTORNEY	738	3,000	3,000	3,000	3,000
1003920	523100		INSURANCE	5,648	6,000	6,000	6,000	6,000
1003920	523200		COMMUNICATIONS	1,678	1,356	1,440	1,440	1,440
1003920	523201		POSTAGE	-	100	100	-	-
1003920	523300		ADVERTISING	-	180	180	180	180
1003920	523500		TRAVEL	4,292	6,300	6,300	6,300	6,300
1003920	523600		DUES AND FEES	25,962	26,125	26,100	26,100	26,100
1003920	523700		EDUCATION AND TRAINING	760	1,600	1,600	1,600	1,600
1003920	523850		CONTRACT LABOR	2,186	-	-	-	-
TOTAL CONTRACTED SERVICES				76,045	52,661	52,720	52,620	52,620

SUPPLIES

1003920	531100		GENERAL SUPPLIES & MATERIALS	3,281	9,500	9,500	9,500	9,500
1003920	531118		FLEET MAINTENANCE REPAIRS	49	500	1,000	1,000	1,000
1003920	531150		UNIFORMS	447	500	500	500	500
1003920	531270		GASOLINE/DIESEL	774	2,500	2,500	2,500	2,500
TOTAL SUPPLIES				4,551	13,000	13,500	13,500	13,500

INTERFUND / INTERDEPT.

1003920	551100	RS001	INDIRECT COST ALLOCATION-RADIO	-	600	716	650	650
TOTAL OTHER COSTS				-	600	716	650	650

TOTAL ANIMAL CONTROL				146,616	137,098	201,642	232,141	232,141
-----------------------------	--	--	--	----------------	----------------	----------------	----------------	----------------

DEPARTMENT PROFILE

The Transportation Department oversees major county road and bridge construction and improvement projects, prepares the annual LMIG list of resurfacing needs, and keeps the County Road Improvement Program updated. This division also issues driveway, utility, and timber harvest permits, performs preliminary & final plan & field reviews regarding new roads for county acceptance, performs traffic studies, and assists in updating the county's roadway speed limits for radar permit purposes. Additionally, the division maintains operation of traffic signals on county roads, participates in the development of internal construction plans, and coordinates with the Road and Bridges Division for in-house work. The staff also maintains roadway mileage & inventory and the county's sidewalk inventory. The division also manages the subdivision streetlight program, and responds to citizen complaints regarding traffic safety issues.

Mission Statement:

The Transportation Department works to enhance the quality of life in Barrow County by facilitation the mobility of people and goods safely and efficiently.

Goals and Objectives:

- 1. Implement Road Management System** - Successfully implement the HiperWeb program for road rating and management. Staff will need to complete training programs as a part of implementation.
- 2. Increase Department Efficiency** - Use recent staff additions to ensure development reviews, rezones, driveway permits, utility permits and the like are processed in an efficient and timely manner.
- 3. Organize Current and Historical Project and Development Files** - Organize and begin digitalizing project files, development files, and permit records for easier access within the department and countywide.

Performance Measures	Actual		THRU-3/9		BUDGET
	FY-21	FY-22	FY-23		FY-24 (Proposed)
Road Miles Paved	15	22.71	12.85		\$1,031,692.00
Driveway Permits Reviews	61	76	24		
Utility Permits Reviews	43	90	51		
Rezone Reviews	73	45	23		
Development Reviews	42	80	108		

STAFFING PLAN

Position Title	FY 2022	FY 2023	FY 2024
Full Time:			
Public Works Director	1	1	1
Transportation and Construction Manager	1	1	1
Transportation Project Coordinator	1	1	1
Office Service Coordinator	1	1	1
Transportation Inspector	1	1	2
Part Time:			
Engineering Assistant	-	1	-
TOTAL POSITIONS	5	6	6

	Water	Sewer	Stormwater	Road Constr. Mgmt.	Roads & Bridges	Buildings & Grounds
Director	20%	20%	10%	20%	20%	10%
Administrative Assistant			15%	35%	15%	35%

FY2024 BUDGET SUMMARY

Funding Source: General Fund	FY2022 ACTUAL	FY2023 BUDGET	FY2024 BUDGET
Personnel Services	434,995	460,992	468,328
Contracted Services	109,200	365,200	383,700
Supplies	69,390	81,500	80,000
Total	613,585	907,692	932,028

TRANSPORTATION

4101

Account Number	Account Description	FY2022 Actual	FY2023 Original Budget	FY2023 Department's Requested Budget	FY2024 Manager's Recommended Budget	FY2024 Commission Approved Budget
----------------	---------------------	---------------	------------------------	--------------------------------------	-------------------------------------	-----------------------------------

PERSONNEL COSTS

1004101	511000		SALARIES & WAGES	301,779	319,459	360,517	346,410	346,410
1004101	511003		SALARIES & WAGES PART TIME	16,370	39,593	-	-	-
1004101	511300		SALARIES - OVERTIME	354	-	-	-	-
1004101	512100		GROUP INSURANCE	70,686	57,394	72,178	77,108	77,108
1004101	512200		FICA	18,583	22,262	42,160	21,478	21,478
1004101	512300		MEDICARE	4,346	5,207	5,228	5,023	5,023
1004101	512400		RETIREMENT CONTRIBUTIONS	12,555	11,983	11,983	11,983	11,983
1004101	512440		401A EXPENSE	10,321	5,094	6,326	6,326	6,326
TOTAL PERSONNEL COSTS				434,995	460,992	498,392	468,328	468,328

CONTRACTED SERVICES

1004101	521200		PROFESSIONAL SERVICES	86,699	250,000	350,000	250,000	250,000
1004101	521200	FG103	PROFESSIONAL SERVICES	-	62,500	62,500	60,000	60,000
1004101	521210		PROF SVCS-COUNTY ATTORNEY	6,180	20,000	35,000	35,000	35,000
1004101	521224		PROF-SVS-GIS	-	-	-	4,000	4,000
1004101	521300		TECHNICAL SERVICES	10,100	10,500	12,000	12,000	12,000
1004101	523200		COMMUNICATIONS	1,278	2,200	2,500	2,500	2,500
1004101	523201		POSTAGE	28	300	500	500	500
1004101	523300		ADVERTISING	192	1,000	1,000	1,000	1,000
1004101	523400		PRINTING AND BINDING	-	100	100	100	100
1004101	523450		COPIER CHARGES	1,790	3,100	3,100	3,100	3,100
1004101	523500		TRAVEL	767	4,000	4,000	4,000	4,000
1004101	523600		DUES AND FEES	21	1,500	1,500	1,500	1,500
1004101	523700		EDUCATION AND TRAINING	2,145	10,000	10,000	10,000	10,000
TOTAL CONTRACTED SERVICES				109,200	365,200	482,200	383,700	383,700

SUPPLIES

1004101	531100		GENERAL SUPPLIES & MATERIALS	6,311	12,000	15,000	12,000	12,000
1004101	531118		FLEET MAINTENANCE REPAIRS	1,939	2,000	3,500	3,500	3,500
1004101	531200		UTILITIES	55,350	56,000	58,000	58,000	58,000
1004101	531270		GASOLINE/DIESEL	3,595	5,000	5,500	5,500	5,500
1004101	531600		SMALL EQUIPMENT	2,195	6,500	6,500	1,000	1,000
TOTAL SUPPLIES				69,390	81,500	88,500	80,000	80,000

TOTAL PUBLIC WORKS ADMINISTRATION				613,585	907,692	1,069,092	932,028	932,028
--	--	--	--	----------------	----------------	------------------	----------------	----------------

DIVISION PROFILE

The Roads & Bridges Department is used for activities connected with the development, operation and maintenance of roads and right of ways in Barrow County. This is a general fund, operated in a budgeted manner under the director’s discretion. Funds are used to provide services such as patching and paving, upgrade and maintain signage, gravel road maintenance, and the upkeep of the right of ways. Such funds are also allotted to upkeep and replace vehicles and equipment to provide these services.

Mission Statement:

The mission of the Road and Bridge Department is to provide high quality and efficient services in order to protect and improve the road infrastructure of Barrow County.

Goals and Objectives:

- Identify and strategically use available funding sources at the Federal, State, and local level to improve County infrastructure.
- Utilize both private contractors and in-house staff to ensure the maximum efficiency of resources for the repair and resurfacing of County roadways.
- Hire qualified staff to fill vacancies and retain staff, continue the HA5 pavement preservation in evaluated areas, continue training and certifications, upgraded & replace road name signage, and continue upgrading safety materials to improve the safety of staff and citizens of Barrow County.

Performance Measures	Actual		THRU-	BUDGET
	FY-21	FY-22	2/27 FY-23	
Signalized Intersection Maintained	1	1	1	1
Road Sign Upgrades	203	291	394	500
Miles of County Roads Litter Control	1460	1890	1265	2000
Miles of Patching & Resurfacing	2.25	5.25	2	6
Number of Work Orders Completed	2300	2502	1618	2700

STAFFING PLAN

Position Title	FY 2022	FY 2023	FY 2024
Full Time:			
Road, Bridges & Fleet Maintenance Director	1	1	1
Road & Bridges Foreman	1	1	1
Administrative Assistant	1	1	1
Roads & Bridges Crew Leader	2	2	2
Senior Sign Technician	1	1	1
Sign Technician	1	1	1
Senior Heavy Equipment Operator	2	2	2
Heavy Equipment Operator	7	7	7
Equipment Operator	2	2	2
Labor	1	1	1
Fleet Mechanic - Change to Maintenance Tech 2	1	1	1
Senior Fleet Mechanic - Change to Maintenance Tech II	1	1	1
TOTAL POSITIONS	21	21	21

FY2024 BUDGET SUMMARY

Funding Source: General Fund

	FY2022 ACTUAL	FY2023 BUDGET	FY2024 BUDGET
Personnel Services	1,087,125	1,559,745	1,547,142
Contracted Services	569,357	626,229	661,229
Supplies	729,161	1,752,000	1,960,000
Other	25,499	22,246	19,510
Total	2,411,142	3,960,220	4,187,881

ROADS & BRIDGES

4200

Account Number	Account Description	FY2022 Actual	FY2023 Original Budget	FY2023 Department's Requested Budget	FY2024 Manager's Recommended Budget	FY2024 Commission Approved Budget
----------------	---------------------	---------------	------------------------	--------------------------------------	-------------------------------------	-----------------------------------

PERSONNEL COSTS

1004200	511000		SALARIES & WAGES	683,900	976,383	976,383	1,035,804	1,035,804
1004200	511003		SALARIES & WAGES PART TIME	-	-	-	-	-
1004200	511300		SALARIES - OVERTIME	3,969	10,000	10,000	10,000	10,000
1004200	511302		ON-CALL PAY	65	25,000	25,000	25,000	25,000
1004200	512100		GROUP INSURANCE	236,157	355,662	355,662	279,093	279,093
1004200	512200		FICA	39,495	62,706	62,706	66,390	66,390
1004200	512300		MEDICARE	9,213	14,666	14,666	15,527	15,527
1004200	512400		RETIREMENT CONTRIBUTIONS	112,711	107,572	107,572	107,572	107,572
1004200	512440		401A EXPENSE	1,616	7,756	7,756	7,756	7,756
TOTAL PERSONNEL COSTS				1,087,125	1,559,745	1,559,745	1,547,142	1,547,142

CONTRACTED SERVICES

1004200	521200		PROFESSIONAL SERVICES	670	2,000	2,000	2,000	2,000
1004200	521210		PROF SVCS-COUNTY ATTORNEY	10,260	10,000	10,000	10,000	10,000
1004200	521300		TECHNICAL SERVICES	6,796	13,000	13,000	13,000	13,000
1004200	522100		CLEANING/GARBAGE SERVICES	10,408	15,000	20,000	20,000	20,000
1004200	522200		REPAIRS AND MAINTENANCE	-	3,929	3,929	3,929	3,929
1004200	522310		RENTALS	12,244	12,000	12,000	12,000	12,000
1004200	523200		COMMUNICATIONS	8,123	13,000	13,000	13,000	13,000
1004200	523201		POSTAGE	-	-	-	-	-
1004200	523300		ADVERTISING	-	500	500	500	500
1004200	523450		COPIER CHARGES	1,084	1,500	1,500	1,500	1,500
1004200	523600		DUES AND FEES	71	300	300	300	300
1004200	523700		EDUCATION AND TRAINING	1,515	10,000	10,000	10,000	10,000
1004200	523850		CONTRACT LABOR	500,000	500,000	600,000	550,000	550,000
1004200	523851		CT LBR - ON CALL TREE TRIMMING	18,185	45,000	45,000	25,000	25,000
				569,357	626,229	731,229	661,229	661,229

SUPPLIES

1004200	531100		GENERAL SUPPLIES & MATERIALS	57,216	150,000	150,000	125,000	125,000
1004200	531106		SUPPLIES-TRAFFIC SIGN	102,693	150,000	150,000	125,000	125,000
1004200	531107		SUPPLIES-DIRTY ROADS	189,137	250,000	350,000	300,000	300,000
1004200	531108		SUPPLIES-PAVING & PATCHING	122,212	850,000	850,000	1,100,000	1,100,000
1004200	531118		FLEET MAINTENANCE REPAIRS	147,476	200,000	200,000	170,000	170,000
1004200	531150		UNIFORMS	28,053	47,000	50,000	40,000	40,000
1004200	531200		UTILITIES	1,537	-	-	-	-
1004200	531270		GASOLINE/DIESEL	80,837	100,000	100,000	100,000	100,000
1004200	531700		OTHER SUPPLIES	-	5,000	5,000	-	-
TOTAL SUPPLIES				729,161	1,752,000	1,855,000	1,960,000	1,960,000

CAPITAL OUTLAY

1004200	542000		CAPITAL OUTLAY-MACH&EQUIP	8,500	-	-	-	-
TOTAL SUPPLIES				8,500	-	-	-	-

INTERFUND / INTERDEPT.

1004200	551100	RS001	INDIRECT COST ALLOCATION	16,999	22,246	22,246	19,510	19,510
TOTAL SUPPLIES				16,999	22,246	22,246	19,510	19,510

TOTAL ROADS & BRIDGES				2,411,142	3,960,220	4,168,220	4,187,881	4,187,881
----------------------------------	--	--	--	------------------	------------------	------------------	------------------	------------------

SENIOR CITIZENS CENTER

5404

DEPARTMENT PROFILE

The Barrow County Senior Citizens Center, under the supervision of the Leisure Services Director, provides activities & programs for county resident senior citizens including daily lunch, exercise classes, day & overnight trips, bingo, evening activities, health screenings, guest speakers and various seminars. The center has an outdoor pickleball court, computer lab, pool table, and card tables with operating hours from 8:00 a.m. to 4:00 p.m. Monday through Friday. The center is also used to host a number of community meetings and gatherings.

Senior Center staff members deliver meals to homebound county resident senior citizens on weekdays through the Meals on Wheels program. The Senior Center partners with the Northeast Georgia Area Agency on Aging to refer senior county residents to available programs and resources provided by the AAA and other agencies.

STAFFING PLAN

Position Title	FY 2022	FY 2023	FY 2024
Full Time:			
Senior Center Supervisor	1	1	1
Senior Center Aide	1	1	1
Senior Center Van Driver	2	3	3
Part Time:			
Center Aide	1	1	1
TOTAL POSITIONS	5	6	6

FY2024 BUDGET SUMMARY

Funding Source: General Fund

	FY2022 ACTUAL	FY2023 BUDGET	FY2024 BUDGET
Personnel Services	160,341	298,072	311,315
Contracted Services	30	2,000	2,000
Total	<u>160,371</u>	<u>300,072</u>	<u>313,315</u>

SENIOR CITIZENS CENTER

5404

Account Number	Account Description	FY2022 Actual	FY2023 Original Budget	FY2023 Department's Requested Budget	FY2024 Manager's Recommended Budget	FY2024 Commission Approved Budget
----------------	---------------------	---------------	------------------------	--------------------------------------	-------------------------------------	-----------------------------------

PERSONNEL COSTS

1005404	511000		SALARIES & WAGES	81,989	187,411	187,411	200,176	200,176
1005404	511003		SALARIES & WAGES PART TIME	5,715	16,362	16,362	16,362	16,362
1005404	511300		SALARIES - OVERTIME	13	1,000	1,000	1,000	1,000
1005404	512100		GROUP INSURANCE	49,089	62,735	62,735	62,236	62,236
1005404	512200		FICA	6,098	12,696	12,696	13,488	13,488
1005404	512300		MEDICARE	1,426	2,970	2,970	3,155	3,155
1005404	512400		RETIREMENT CONTRIBUTIONS	14,981	14,298	14,298	14,298	14,298
1005404	512440		401A EXPENSE	1,028	600	600	600	600
TOTAL PERSONNEL COSTS				160,341	298,072	298,072	311,315	311,315

CONTRACTED SERVICES

1005404	521200		PROFESSIONAL SERVICES	30	-	-	-	-
1005404	521210		PROF SVCS-COUNTY ATTORNEY	-	2,000	2,000	2,000	2,000
TOTAL CONTRACTED SERVICES				30	2,000	2,000	2,000	2,000

TOTAL SENIOR CITIZENS CENTER				160,371	300,072	300,072	313,315	313,315
-------------------------------------	--	--	--	----------------	----------------	----------------	----------------	----------------

DEPARTMENT PROFILE

The Leisure Services Department provides recreational programming and services to all county residents. Equal access and convenience is ensured by providing programs and services in the geographic center of the county. This department manages the Senior Citizens Center, the 104 acre Victor Lord Park and the Barrow County Leisure Services Center with a gymnasium, classrooms and offices.

The Department manages several facilities including a dog park, five outdoor pickleball courts, ten baseball/softball fields, four multipurpose fields including a synthetic turf field, ten lighted tennis courts, four concession stands, three playgrounds, three pavilions, and an outdoor walking trail. This department organizes numerous youth activities including baseball, basketball, cross country, softball, track & field, volleyball, and hosts large sport tournaments, community events, and school system events. The department also offers leisure programs such as open gym pickleball, adult softball, fitness classes, tennis lessons, and rents various facilities for public use.

STAFFING PLAN

Position Title	FY 2022	FY 2023	FY 2024
Full Time:			
Director	1	1	1
Athletics Programs Specialist	1	1	2
Parks & Recreation Accounting Specialist	1	1	1
Administrative Assistant	1	1	1
Park Maintenance Supervisor	1	1	1
Park Maintenance Crew Leader	1	1	1
Maintenance Worker	1	2	2
Part Time:			
Maintenance	1	1	1
Park Attendants	8	8	10
Scorekeepers	5	5	5
TOTAL POSITIONS	21	22	25

FY2024 BUDGET SUMMARY

Funding Source: General Fund

	FY2022 ACTUAL	FY2023 BUDGET	FY2024 BUDGET
Personnel Services	556,764	694,295	658,451
Contracted Services	165,289	227,959	241,819
Supplies	356,233	385,089	423,636
Other	7,829	-	-
Total	1,086,115	1,307,343	1,323,906

PARKS, RECREATION, & LEISURE SERVICES

6100

Account Number	Account Description	FY2022 Actual	FY2023 Original Budget	FY2023 Department's Requested Budget	FY2024 Manager's Recommended Budget	FY2024 Commission Approved Budget
----------------	---------------------	---------------	------------------------	--------------------------------------	-------------------------------------	-----------------------------------

PERSONNEL COSTS

1006100	511000		SALARIES & WAGES	296,907	371,581	414,554	396,339	396,339
1006100	511003		SALARIES & WAGES PART TIME	93,258	113,736	122,835	122,835	122,835
1006100	511200		TEMPORARY EMPLOYEES	768	-	-	-	-
1006100	511300		SALARIES - OVERTIME	953	1,500	1,500	1,500	1,500
1006100	512100		GROUP INSURANCE	97,115	130,137	144,921	56,557	56,557
1006100	512200		FICA	23,051	30,183	33,412	32,282	32,282
1006100	512300		MEDICARE	5,391	7,059	7,814	7,550	7,550
1006100	512400		RETIREMENT CONTRIBUTIONS	36,804	35,127	35,127	35,127	35,127
1006100	512440		401A EXPENSE	2,516	4,972	6,261	6,261	6,261
TOTAL PERSONNEL COSTS				556,764	694,295	766,424	658,451	658,451

CONTRACTED SERVICES

1006100	521200		PROFESSIONAL SERVICES	26,318	26,400	26,400	26,400	26,400
1006100	521210		PROF SVCS-COUNTY ATTORNEY	-	3,000	3,000	3,000	3,000
1006100	521300		TECHNICAL SERVICES	1,283	1,638	1,638	1,638	1,638
1006100	522100		CLEANING/GARBAGE SERVICES	8,987	8,290	9,790	9,790	9,790
1006100	522200		REPAIRS AND MAINTENANCE	53,598	64,896	74,630	74,630	74,630
1006100	523100		INSURANCE	-	6,490	7,140	7,140	7,140
1006100	523200		COMMUNICATIONS	485	650	650	650	650
1006100	523201		POSTAGE	8	50	50	50	50
1006100	523300		ADVERTISING	3,429	4,000	4,000	4,000	4,000
1006100	523450		COPIER CHARGES	1,884	3,623	3,623	3,623	3,623
1006100	523500		TRAVEL	417	1,525	1,525	1,525	1,525
1006100	523600		DUES AND FEES	16,232	19,760	21,736	21,736	21,736
1006100	523700		EDUCATION AND TRAINING	600	1,950	1,950	1,950	1,950
1006100	523850		CONTRACT LABOR	52,049	85,687	85,687	85,687	85,687
TOTAL CONTRACTED SERVICES				165,289	227,959	241,819	241,819	241,819

SUPPLIES

1006100	531100		GENERAL SUPPLIES & MATERIALS	178,026	209,590	230,549	230,549	230,549
1006100	531118		FLEET MAINTENANCE REPAIRS	2,469	5,500	6,325	6,325	6,325
1006100	531200		UTILITIES	165,779	152,725	168,450	168,450	168,450
1006100	531270		GASOLINE/DIESEL	6,479	8,000	8,400	8,400	8,400
1006100	531591		RESALE INVENTORY-CONCESSION	2,529	6,387	7,025	7,025	7,025
1006100	531700		OTHER SUPPLIES	953	2,887	2,887	2,887	2,887
TOTAL SUPPLIES				356,233	385,089	423,636	423,636	423,636

CAPITAL OUTLAY

1006100	542000		CAPITAL OUTLAY-MACH&EQUIP	7,829	-	-	-	-
TOTAL DEBT SERVICE				7,829	-	-	-	-

TOTAL PARKS, RECREATION, & LEISURE SERVICES				1,086,115	1,307,343	1,431,879	1,323,906	1,323,906
--	--	--	--	------------------	------------------	------------------	------------------	------------------

DEPARTMENT PROFILE

The County Clerk also serves as the Barrow County Keep Barrow Beautiful (KBB) Director. KBB is a local affiliate of the Keep Georgia Beautiful and Keep America Beautiful. The program promotes environmental awareness and education through litter prevention, waste reduction, and beautification programs. KBB conducts annual recycling programs and other events. As the director, the County Clerk serves as the staff contact for the KBB Board and coordinates events for the program.

STAFFING PLAN

Position Title	FY 2022	FY 2023	FY 2024
No positions in this department	-	-	-
TOTAL POSITIONS	-	-	-

FY2024 BUDGET SUMMARY

Funding Source: General Fund

	FY2022 ACTUAL	FY2023 BUDGET	FY2024 BUDGET
Contracted Services	11,532	17,850	16,850
Supplies	798	4,000	2,500
Total	12,331	21,850	19,350

KEEP BARROW BEAUTIFUL

7101

Account Number	Account Description	FY2022 Actual	FY2023 Original Budget	FY2023 Department's Requested Budget	FY2024 Manager's Recommended Budget	FY2024 Commission Approved Budget
----------------	---------------------	---------------	------------------------	--------------------------------------	-------------------------------------	-----------------------------------

CONTRACTED SERVICES

1007101	522100	CLEANING/GARBAGE SERVICES	4,679	15,000	15,000	15,000	15,000
1007101	523500	TRAVEL	-	350	350	350	350
1007101	523600	DUES AND FEES	6,853	1,000	1,000	1,000	1,000
1007101	523700	EDUCATION AND TRAINING	-	1,500	1,500	500	500
TOTAL CONTRACTED SERVICES			11,532	17,850	17,850	16,850	16,850

SUPPLIES

1007101	531100	GENERAL SUPPLIES & MATERIALS	740	3,500	3,500	2,000	2,000
1007101	531300	FOOD	58	500	500	500	500
TOTAL SUPPLIES			798	4,000	4,000	2,500	2,500

TOTAL COOPERATIVE EXTENSION SERVICE			12,331	21,850	21,850	19,350	19,350
--	--	--	---------------	---------------	---------------	---------------	---------------

DEPARTMENT PROFILE

The local [Cooperative Extension Service](#), under the direction of the University of Georgia Cooperative Extension, provides lifelong learning to the citizens of Barrow County through research-based education in agriculture, communities, youth, families, and the environment. This office provides updated agricultural research material to local agricultural producers, farmers, and homeowners and conducts soil, forage, and water testing to assist county citizens with their particular soil, insect, weed, and plant disease problems. This office also administers the 4-H program to assist youth in acquiring knowledge and developing life skills through hands-on learning experiences that are focused on agricultural awareness, leadership, communication skills, food and nutrition, health, energy conservation, STEM, and citizenship.

STAFFING PLAN

Position Title	FY 2022	FY 2023	FY 2024
Supplement:			
County Extension Coordinator & 4-H Agent	1	1	1
Agriculture and Natural Resource Agent	1	1	1
County Extension Secretary	1	1	1
4-H Program Assistant	1	1	-
Full Time Educator	-	-	1
4-H Americorp Program Specialist	1	1	1
TOTAL POSITIONS	5	5	5

FY2024 BUDGET SUMMARY

Funding Source: General Fund

	FY2022 ACTUAL	FY2023 BUDGET	FY2024 BUDGET
Personnel Services	59,506	117,158	87,714
Contracted Services	8,080	11,682	14,516
Supplies	5,013	4,750	5,450
Other	7,764	11,110	11,110
Total	80,363	144,700	118,790

COOPERATIVE EXTENSION SERVICE

7110

Account Number	Account Description	FY2022 Actual	FY2023 Original Budget	FY2023 Department's Requested Budget	FY2024 Manager's Recommended Budget	FY2024 Commission Approved Budget
----------------	---------------------	---------------	------------------------	--------------------------------------	-------------------------------------	-----------------------------------

PERSONNEL COSTS

1007110	511000		SALARIES & WAGES	46,720	100,387	65,387	69,694	69,694
1007110	511003		SALARIES & WAGES PART TIME	89	-	-	-	-
1007110	512200		FICA	2,905	6,224	4,054	4,322	4,322
1007110	512300		MEDICARE	680	1,456	949	1,011	1,011
1007110	512400		RETIREMENT CONTRIBUTIONS	9,113	9,091	12,687	12,687	12,687
TOTAL PERSONNEL COSTS				59,506	117,158	83,077	87,714	87,714

CONTRACTED SERVICES

1007110	522100		CLEANING/GARBAGE SERVICES	1,800	1,800	1,950	1,950	1,950
1007110	522200		REPAIRS AND MAINTENANCE	-	100	100	100	100
1007110	523200		COMMUNICATIONS	296	365	485	485	485
1007110	523300		ADVERTISING	89	300	300	300	300
1007110	523450		COPIER CHARGES	3,521	3,157	3,521	3,521	3,521
1007110	523500		TRAVEL	1,044	2,975	6,250	4,575	4,575
1007110	523600		DUES AND FEES	355	710	710	710	710
1007110	523700		EDUCATION AND TRAINING	975	2,275	3,475	2,875	2,875
TOTAL CONTRACTED SERVICES				8,080	11,682	16,791	14,516	14,516

SUPPLIES

1007110	531100		GENERAL SUPPLIES & MATERIALS	1,288	1,250	1,750	1,750	1,750
1007110	531118		FLEET MAINTENANCE REPAIRS	1,571	1,500	1,500	1,500	1,500
1007110	531270		GASOLINE/DIESEL	2,154	2,000	2,200	2,200	2,200
TOTAL SUPPLIES				5,013	4,750	5,450	5,450	5,450

OTHER COSTS

1007110	572000		PAYMENTS TO OTHER AGENCIES	7,764	11,110	11,110	11,110	11,110
TOTAL OTHER COSTS				7,764	11,110	11,110	11,110	11,110

TOTAL COOPERATIVE EXTENSION SERVICE				80,363	144,700	116,428	118,790	118,790
--	--	--	--	---------------	----------------	----------------	----------------	----------------

DEPARTMENT PROFILE

The Economic Development Department is responsible for the recruitment of new industries and existing industry expansions; manages the local development authorities and the incentive process; responds to state and site selector requests for information (RFI); promotes the county’s 270 acre industrial park, known as Park 53, as well as many other industrial sites within the county.

The department also promotes the county to investors, developers, brokers and construction firms; works closely with the Barrow Chamber of Commerce, the Metro Atlanta Chamber of Commerce, the Georgia Economic Developers Association, the Southern Association of Economic Development, the International Economic Development Council, the Georgia Innovation Crescent Regional Board, the Innovation Corridor Joint Development Authority, and the Northeast Georgia Joint Development Authority.

The department serves as the liaison between local businesses and workforce partners.

The department also promotes the County through various social media platforms to economic development stakeholders and community members; and serves on the Chamber Workforce Development Committee, Adult Literacy Barrow and the Employ Barrow Coalition.

STAFFING PLAN

Position Title	FY 2022	FY 2023	FY 2024
Full-Time:			
Administrator	1	1	-
Part-Time:			
Director	1	1	-
TOTAL POSITIONS	2	2	-

FY2024 BUDGET SUMMARY

Funding Source: General Fund

	FY2022 ACTUAL	FY2023 BUDGET	FY2024 BUDGET
Personnel Services	107,808	128,905	-
Contracted Services	40,545	73,900	-
Supplies	2,900	4,000	-
Total	151,253	206,805	-

ECONOMIC DEVELOPMENT

7515

Account Number	Account Description	FY2022 Actual	FY2023 Original Budget	FY2023 Department's Requested Budget	FY2024 Manager's Recommended Budget	FY2024 Commission Approved Budget
----------------	---------------------	---------------	------------------------	--------------------------------------	-------------------------------------	-----------------------------------

PERSONNEL COSTS

1007515	511000	SALARIES & WAGES	41,160	57,123	70,000	74,768	-
1007515	511003	SALARIES & WAGES PART TIME	52,056	48,991	-	-	-
1007515	512100	GROUP INSURANCE	7,240	13,023	13,023	9,046	-
1007515	512200	FICA	5,692	6,579	6,579	4,636	-
1007515	512300	MEDICARE	1,331	1,539	1,539	1,085	-
1007515	512440	401A EXPENSE	330	1,650	1,650	1,650	-
TOTAL PERSONNEL COSTS			107,808	128,905	92,791	91,185	-

CONTRACTED SERVICES

1007515	521210	PROF SVCS-COUNTY ATTORNEY	3,061	10,000	10,000	7,000	-
1007515	521215	PROF SVCS-LEGAL	-	1,000	1,000	1,000	-
1007515	521216	PROF SVCS-ENGINEERING	19,431	40,000	40,000	30,000	-
1007515	521217	PROF SVCS-MARKETING	3,720	2,500	7,000	4,500	-
1007515	523200	COMMUNICATIONS	758	-	450	760	-
1007515	523201	POSTAGE	1	100	50	50	-
1007515	523300	ADVERTISING	762	3,000	500	500	-
1007515	523450	COPIER CHARGES	-	300	150	150	-
1007515	523500	TRAVEL	2,327	3,500	9,700	4,500	-
1007515	523600	DUES AND FEES	7,626	10,500	6,195	6,195	-
1007515	523700	EDUCATION AND TRAINING	2,860	3,000	6,000	3,200	-
TOTAL CONTRACTED SERVICES			40,545	73,900	81,045	57,855	-

SUPPLIES

1007515	531100	GENERAL SUPPLIES & MATERIALS	2,900	4,000	4,000	2,500	-
TOTAL SUPPLIES			2,900	4,000	4,000	2,500	-

TOTAL ECONOMIC & COMMUNITY DEVELOPMENT			151,253	206,805	177,836	151,540	-
---	--	--	----------------	----------------	----------------	----------------	----------

DEBT SERVICE

8000

DEPARTMENT PROFILE

Debt Service department accounts for all General Fund debt that is not contained in any other department.

This capital lease was obtained by the Buildings & Grounds department to fund the "Energy Saving Project". The annual energy savings will be used to pay back this capital lease". It is scheduled to be paid off on November 15th, 2027.

STAFFING PLAN

Position Title	FY 2022	FY 2023	FY 2024
No positions in this department	-	-	-
TOTAL POSITIONS	-	-	-

FY2024 BUDGET SUMMARY

Funding Source: General Fund

	FY2022 ACTUAL	FY2023 BUDGET	FY2024 BUDGET
Principal	67,227	69,157	71,142
Interest	13,005	11,075	9,090
Total	<u>80,232</u>	<u>80,232</u>	<u>80,232</u>

DEBT SERVICE

8000

Account Number	Account Description	FY2022 Actual	FY2023 Original Budget	FY2023 Department's Requested Budget	FY2024 Manager's Recommended Budget	FY2024 Commission Approved Budget
----------------	---------------------	---------------	------------------------	--------------------------------------	-------------------------------------	-----------------------------------

DEBT SERVICE

1008000	581204	CAPT. LEASE PRINC.-WELLS FARGO	67,227	69,157	71,142	71,142	71,142
1008000	582006	CAP. LEASE INT. -WELLS FARGO	13,005	11,075	9,090	9,090	9,090
TOTAL DEBT SERVICE			80,232	80,232	80,232	80,232	80,232

TOTAL DEBT SERVICE			80,232	80,232	80,232	80,232	80,232
---------------------------	--	--	---------------	---------------	---------------	---------------	---------------

OTHER FINANCING USES

9000

DEPARTMENT PROFILE

Other financing uses include a limited number of special transactions that are used to account for non-operating expenditures/disbursements. Included in this financial reporting category are operating transfers for capital outlay and debt payments.

STAFFING PLAN

Position Title	FY 2022	FY 2023	FY 2024
No positions in this department	-	-	-
TOTAL POSITIONS	-	-	-

FY2024 BUDGET SUMMARY

Funding Source: General Fund	FY2022 ACTUAL	FY2023 BUDGET	FY2024 BUDGET
Transfer to Capital Project Fund	3,851,395	3,054,822	2,079,606
Transfer to MHTZ Radio System Fund	149,646	-	50,085
Transfer to E911 Fund	-	319,668	246,645
Transfer to Barrow-Braselton JEDA	10,000	-	194,710
	<u>4,011,041</u>	<u>3,374,490</u>	<u>2,571,046</u>

OTHER FINANCING USES

9000

Account Number	Account Description	FY2022 Actual	FY2023 Original Budget	FY2023 Department's Requested Budget	FY2024 Manager's Recommended Budget	FY2024 Commission Approved Budget
----------------	---------------------	---------------	------------------------	--------------------------------------	-------------------------------------	-----------------------------------

OTHER FINANCING USES

1009000	610000		TRANSFER OUT CAPITAL PROJ FUND	558,626	966,500	5,491,500	1,444,014	1,444,014
1009000	610003	RS001	TRANSFER OUT MHTZ RADIO SYSTEM	149,646	-	-	50,085	50,085
1009000	610004		TRF OUT CAP PROJ FD-FR RESERVE	2,770,769	2,088,322	-	585,592	585,592
1009000	610005		TRF OUT CAP PROJ-MOTOR VH RSV	522,000	-	50,000	50,000	50,000
1009000	611001		TRANSFERS OUT-E911	-	319,668	338,905	246,645	246,645
1009000	612008		TF OUT BARROW-BRASELTON JEDA	10,000	-	-	-	194,710
TOTAL OTHER FINANCING USES				4,011,041	3,374,490	5,880,405	2,376,336	2,571,046

TOTAL OTHER FINANCING USES				4,011,041	3,374,490	5,880,405	2,376,336	2,571,046
-----------------------------------	--	--	--	------------------	------------------	------------------	------------------	------------------

OUTSIDE AGENCIES

AGENCY PROFILES

Board of County Commissioners funds nine outside agencies that are outside the structure of Barrow County government operations. The county considers these nine agencies essential to the county citizens, and therefore, partly funds their annual operations. The outside agencies are:

Northeast Georgia Regional Commission (1595)

The Northeast Georgia Regional Commission, located in Athens, is one of twelve state-wide regional commissions created to be a focal point for regional issues concerning local government and to be a resource for those governments in a variety of specialized areas. Those areas include government planning, economic development, grant preparation, job training, and aging services. This agency serves 12 Northeast Georgia counties including Barrow County and 54 municipalities.

Barrow County Health Department (5101)

This agency, under the direction of the local Board of Health, determines the county's health needs and develops programs to meet those needs. This Agency administers numerous community health related programs such as health screenings, health services, WIC program, and special health programs for children and infants. In addition, this department has an environmental health unit that reviews plans and inspects tourist accommodations, inspects cleanliness of restaurants, reviews plans and inspects public swimming pools, evaluates and protects private water wells, issues septic tank permits, performs rabies control, investigates health and disease related issues, and performs various public education activities. The county provides this agency with a county-owned building and an annual supplement.

Advantage Behavioral Health System Community Service Board (5102)

The Mental Health, Developmental Disabilities, and Addictive Diseases Community Service Board is the agency responsible for delivering publicly funded mental health, developmental disabilities, and addictive diseases services in ten Northeast Georgia counties including Barrow. The county provides this agency with a county-owned building and an annual supplement.

Department of Family & Children Services (5401)

This agency, under the direction of the Georgia Department of Human Resources Region 5, provides and administers all welfare and public assistance functions for the county including such programs as temporary assistance to needy families (TANF), adult Medicaid, food stamps, employment services, child protective social services, foster care, and adoptions. The county provides this agency with a county-owned building and an annual supplement.

Custom Industries/Barrow County MR Service Center (5405)

A part of Advantage Behavioral Health System Community Service Board, this agency provides an on-site day care program for adults with developmental disabilities. This agency also provides community access group, supportive employment, transportation, self-advocacy, and community living skills. The county provides this agency with a county-owned building and an annual supplement.

OUTSIDE AGENCIES

AGENCY PROFILES (Continued)

Adult Literacy Barrow (5410)

This agency provides adult literacy programs such as GED preparation skills and reading programs. The county provides this agency with an annual supplement.

Barrow County Library Board of Trustees (6500)

The Barrow County Library Board of Trustees offers a full range of library services to all the citizens of the county by participating in a regional library program with the Piedmont Regional Library to meet citizens' informational, educational, and recreational needs. The county provides this agency with a county-owned building and an annual supplement.

Georgia Soil & Water Conservation Commission (7130)

This state agency protects, conserves, and improves the soil and water resources of the state by providing education and public awareness of this agency's goals, conducting demonstrations and seminars, and reviewing erosion and sedimentation control plans. The county provides this agency (Oconee River District Region 2) with a county-owned building and an annual supplement.

Barrow County Farmers Market (7131)

Barrow County Farmers Market purpose is to create a vibrant community event that enhances economic opportunities for local farmers and artisans, provides access to fresh local food, fosters a sense of community, and cultivates educational opportunities related to food and agriculture.

Georgia Forestry Commission (7140)

The county pays this state agency \$4,575 per year based on a formula of \$0.10 per acre for 45,750 acres to participate in the forest wildfire protection program.

Barrow County Chamber of House (7520)

Barrow County Chamber of Commerce is the preeminent organization in our County that brings together businesses of all sizes with civic and community leaders.

OUTSIDE AGENCIES

SUMMARY OF EXPENDITURES

Dept Number	Agency Description	FY2022 Actual	FY2023 Original Budget	FY2023 Department's Requested Budget	FY2024 Manager's Recommended Budget	FY2024 Commission Approved Budget	% Change From FY 2023-24 Budget
1595	NEGA Regional Commission	78,991	80,000	86,000	86,000	86,000	7.50%
5101	Health Department	202,778	202,778	202,778	202,778	202,778	0.00%
5102	Advantage Behavioral CSB	14,500	14,500	14,500	14,500	14,500	0.00%
5401	DFACS	47,956	55,000	55,000	55,000	55,000	0.00%
5405	Custom Industry - MR SVS Center	10,500	10,500	10,500	10,500	10,500	0.00%
5410	Adult Literacy Barrow	15,000	15,000	20,000	15,000	15,000	33.30%
7130	GA Soil & Water Conservation Commission	4,000	4,000	4,000	4,000	4,000	0.00%
7131	Barrow County Farmers Market	-	15,000	20,000	15,000	15,000	33.30%
7140	Georgia Forestry Commission	4,575	4,575	4,575	4,575	4,575	0.00%
7520	BC Chamber of Commerce	16,500	19,350	19,350	19,350	19,350	0.00%
	TOTAL EXPENDITURES	394,800	420,703	436,703	426,703	426,703	1.43%

Dept Number	Agency Description	FY2022 Actual	FY2023 Original Budget	FY2023 Department's Requested Budget	FY2024 Manager's Recommended Budget	FY2024 Commission Approved Budget	% Change From FY 2020-21 Budget
6500	Barrow County Library Board of Trustees	233,000	253,000	350,000	253,000	253,000	0.00%
	TOTAL EXPENDITURES	233,000	253,000	350,000	253,000	253,000	0.00%

****Barrow County Library Board of Trustees is being funded by the Planning & Community Dev. Special Revenue Fund *****



BARROW COUNTY
Georgia



BARROW COUNTY

— *Georgia* —

SPECIAL REVENUE FUNDS

Special Revenue Funds are used to account for all financial resources that are legally or administratively restricted for special purposes. The county has nineteen (19) Special Revenue Funds as listed below.

- County Law Library Fund (205)
- Confiscated Fund (210)
- School Camera – Safety Program (213)
- Planning and Community Development (214)
- Emergency Telephone System Fund (215)
- County Drug Abuse Treatment & Education Fund (216)
- Drug Court Participant Fees Fund (217)
- Special Programs Fund (218)
- County Supplemental Juvenile Services Fund (219)
- County Jail Fund (220)
- Inmate Commissary Fund (225)
- Grants Fund (250)
- American Rescue Plan Grant (255)
- National Opioid Settlement Fund (257)
- Winder-Barrow Industrial Building Authority (260)
- Joint Development Authority of Winder – Barrow County (265)
- Barrow-Braselton Joint Economic Development Authority (267)
- Emergency Services / Fire Fund (270)
- 700MHTZ Radio System Maintenance (Fund 272)
- Subdivision Street Lights (Fund 275)

SUMMARY OF SPECIAL REVENUE FUNDS

SUMMARY OF REVENUES

Account Description	FY2022 Actual	FY2023 Original Budget	FY2024 Manager's Recommended Budget	FY2024 Commission Approved Budget	% Change From FY2023-24 Budget
County Law Library Fund (205)	20,475	30,800	30,800	30,800	0.00%
Confiscated Fund (210)	31,996	98,500	98,500	98,500	0.00%
School Camera - Safety Program (213)	2,428,831	501,000	1,001,000	1,001,000	99.80%
Planning & Community Development (214)	2,062,651	2,306,392	2,450,619	2,450,619	6.25%
Emergency Telephone System Fund (215)	1,676,504	2,070,718	2,064,145	2,064,145	-0.32%
County Drug Abuse Treatment & Education Fund (216)	41,781	62,200	62,200	62,200	0.00%
Drug Court Participant Fees Fund (217)	36,960	72,440	72,440	72,440	0.00%
Special Programs Fund (218)	885,392	214,015	239,015	239,015	11.68%
County Supplemental Juvenile Services Fund (219)	1,989	4,200	4,200	4,200	0.00%
County Jail Fund (220)	108,349	86,500	86,500	86,500	0.00%
Inmate Commissary Fund (225)	128,414	110,120	110,120	110,120	0.00%
Grants Fund (250)	3,513,840	1,878,726	2,143,431	2,143,431	14.09%
American Rescue Plan Grant (255)	1,089,565	-	-	-	0.00%
Opioids Settlement Fund	-	-	268,056	268,056	100.00%
Winder-Barrow Industrial Building Authority (260)	1,097,024	1,050	1,050	1,050	0.00%
Joint Development Authority of Winder – Barrow County (265)	9	1,050	1,050	1,050	0.00%
Barrow-Braselton Joint Economic Development Authority (267)	10,000	9,000	7,705	202,415	2149.06%
Emergency Services / Fire Fund (270)	6,898,182	8,218,176	10,231,494	10,231,494	24.50%
700 MHTZ Radio System Maintenance Fund (272)	482,054	469,033	517,663	517,663	10.37%
Subdivision Street Lights (275)	700,250	745,055	791,253	791,253	6.20%
TOTAL REVENUES	21,214,265	16,878,975	20,181,241	20,375,951	20.72%

SUMMARY OF EXPENDITURES

Account Description	FY2022 Actual	FY2023 Original Budget	FY2024 Manager's Recommended Budget	FY2024 Commission Approved Budget	% Change From FY2023-24 Budget
County Law Library Fund (205)	32,404	30,800	30,800	30,800	0.00%
Confiscated Fund (210)	73,953	98,500	98,500	98,500	0.00%
School Camera - Safety Program (213)	1,771,220	501,000	1,001,000	1,001,000	99.80%
Planning & Community Development (214)	1,272,395	2,306,392	2,450,619	2,450,619	6.25%
Emergency Telephone System Fund (215)	1,532,501	2,070,718	2,064,145	2,064,145	-0.32%
County Drug Abuse Treatment & Education Fund (216)	32,744	62,200	62,200	62,200	0.00%
Drug Court Participant Fees Fund (217)	27,654	72,440	72,440	72,440	0.00%
Special Programs Fund (218)	328,109	214,015	239,015	239,015	11.68%
County Supplemental Juvenile Services Fund (219)	-	4,200	4,200	4,200	0.00%
County Jail Fund (220)	123,863	86,500	86,500	86,500	0.00%
Inmate Commissary Fund (225)	103,230	110,120	110,120	110,120	0.00%
Grants Fund (250)	3,450,669	1,878,726	2,143,431	2,143,431	14.09%
American Rescue Plan Grant (255)	1,069,674	-	-	-	0.00%
Opioids Settlement Fund	-	-	268,056	268,056	100.00%
Winder-Barrow Industrial Building Authority (260)	871,682	1,050	1,050	1,050	0.00%
Joint Development Authority of Winder – Barrow County (265)	36	1,050	1,050	1,050	0.00%
Barrow-Braselton Joint Economic Development Authority (267)	210	9,000	7,705	202,415	2149.06%
Emergency Services / Fire Fund (270)	6,544,404	8,218,176	10,231,494	10,231,494	24.50%
700 MHTZ Radio System Maintenance Fund (272)	455,255	469,033	517,663	517,663	10.37%
Subdivision Street Lights (275)	650,107	745,055	791,253	791,253	6.20%
TOTAL EXPENDITURES	18,340,109	16,878,975	20,181,241	20,375,951	20.72%

FUND PROFILE

This fund, authorized by O.C.G.A. 36-15-1 to 36-15-9, is used to account for an additional sum not to exceed \$5.00 placed on civil and criminal cases filed in Superior Court, Probate Court, and any other courts of record. These funds are legally restricted to be used for the purchase of law books, reports, texts, periodicals, supplies, desks, and equipment for the operations of the law library among other items.

STAFFING PLAN

Position Title	FY2022	FY2023	FY2024
No positions in this fund	-	-	-
TOTAL POSITIONS	-	-	-

FY2024 BUDGET SUMMARY

	FY2022 ACTUAL	FY2023 BUDGET	FY2024 BUDGET
Revenue			
Fines & Forfeitures	20,426	30,700	30,700
Interest	49	100	100
	<u>20,475</u>	<u>30,800</u>	<u>30,800</u>
Expenditures			
Contracted Services	1,792	300	300
Supplies	30,612	30,500	30,500
Total	<u>32,404</u>	<u>30,800</u>	<u>30,800</u>

COUNTY LAW LIBRARY FUND

205

REVENUES

Account Number	Account Description	FY2022 Actual	FY2023 Original Budget	FY2024 Department's Requested Budget	FY2024 Manager's Recommended Budget	FY2024 Commission Approved Budget
----------------	---------------------	---------------	------------------------	--------------------------------------	-------------------------------------	-----------------------------------

FINES & FORFEITURES

20521801	351001		FINES AND FORFEITURES	20,426	30,700	30,700	30,700	30,700
TOTAL FINES & FORFEITURES				20,426	30,700	30,700	30,700	30,700

INTEREST INCOME

20521801	361000		INTEREST REVENUE	49	100	100	100	100
TOTAL INTEREST INCOME				49	100	100	100	100

TOTAL REVENUES				20,475	30,800	30,800	30,800	30,800
-----------------------	--	--	--	---------------	---------------	---------------	---------------	---------------

EXPENDITURES

Account Number	Account Description	FY2022 Actual	FY2023 Original Budget	FY2024 Department's Requested Budget	FY2024 Manager's Recommended Budget	FY2024 Commission Approved Budget
----------------	---------------------	---------------	------------------------	--------------------------------------	-------------------------------------	-----------------------------------

CONTRACTED SERVICES

2052180	523201		POSTAGE	12	300	300	300	300
2052180	523450		COPIER CHARGES	1,780	-	-	-	-
TOTAL CONTRACTED SERVICES				1,792	300	300	300	300

SUPPLIES

2052180	531100		GENERAL SUPPLIES & MATERIALS	-	2,500	2,500	2,500	2,500
2052180	531400		BOOKS AND PERIODICALS	30,612.47	25,000	25,000	25,000	25,000
2052180	531600		SMALL EQUIPMENT	-	3,000	3,000	3,000	3,000
TOTAL SUPPLIES				30,612	30,500	30,500	30,500	30,500

TOTAL EXPENDITURES				32,404	30,800	30,800	30,800	30,800
---------------------------	--	--	--	---------------	---------------	---------------	---------------	---------------

FUND PROFILE

This fund, authorized by O.C.G.A. 16-13-49 and under the direction of the elected Sheriff, is used to account for revenues generated from confiscated items. These funds are legally restricted to be used for any official law enforcement purpose except for the payment of salaries or rewards to law enforcement personnel.

STAFFING PLAN

Position Title	FY2022	FY2023	FY2024
No positions in this fund	-	-	-
TOTAL POSITIONS	-	-	-

FY2024 BUDGET SUMMARY

	FY2022 ACTUAL	FY2023 BUDGET	FY2024 BUDGET
Revenue			
Fines & Forfeitures	31,935	73,200	73,200
Interest	60	300	300
Use of Reserve	-	25,000	25,000
Total Revenue	<u>31,996</u>	<u>98,500</u>	<u>98,500</u>
Expenditures			
Contracted Services	13,713	27,300	27,300
Supplies	59,457	44,600	44,600
Capital Expenditures	783	26,600	26,600
Total	<u>73,953</u>	<u>98,500</u>	<u>98,500</u>

CONFISCATED FUND

210

REVENUES

Account Number	Account Description	FY2022 Actual	FY2023 Original Budget	FY2024 Department's Requested Budget	FY2024 Manager's Recommended Budget	FY2024 Commission Approved Budget
----------------	---------------------	---------------	------------------------	--------------------------------------	-------------------------------------	-----------------------------------

FINES & FORFEITURES

21022001	351300	CONFISCATIONS: DISTRICT ATTORNEY	19,741	30,000	30,000	30,000	30,000
21033001	351300	CONFISCATIONS: SHERIFF	12,194	43,200	43,200	43,200	43,200
TOTAL FINES & FORFEITURES			31,935	73,200	73,200	73,200	73,200

INTEREST INCOME

21022001	361000	INTEREST REVENUE: DISTRICT ATTORNEY	24	100	100	100	100
21033001	361000	INTEREST REVENUE: SHERIFF	36	200	200	200	200
TOTAL INTEREST INCOME			60	300	300	300	300

USE OF RESERVES

21033001	392103	USE OF RESERVES	-	25,000	25,000	25,000	25,000
TOTAL USE OF RESERVES			-	25,000	25,000	25,000	25,000

TOTAL REVENUES			31,996	98,500	98,500	98,500	98,500
-----------------------	--	--	---------------	---------------	---------------	---------------	---------------

EXPENDITURES

Account Number	Account Description	FY2022 Actual	FY2023 Original Budget	FY2024 Department's Requested Budget	FY2024 Manager's Recommended Budget	FY2024 Commission Approved Budget
----------------	---------------------	---------------	------------------------	--------------------------------------	-------------------------------------	-----------------------------------

CONTRACTED SERVICES

2102200	521200	PROFESSIONAL SERVICES	-	2,000	2,000	2,000	2,000
2102200	523500	TRAVEL	2,150	2,000	2,000	2,000	2,000
2102200	523600	DUES AND FEES	450	500	500	500	500
2102200	523700	EDUCATION & TRAINING	2,412	3,000	3,000	3,000	3,000
2103300	521200	PROFESSIONAL SERVICES	300	1,000	1,000	1,000	1,000
2103300	522200	REPAIRS AND MAINTENANCE	-	500	500	500	500
2103300	523200	COMMUNICATIONS	-	500	500	500	500
2103300	523500	TRAVEL	3,424	7,000	7,000	7,000	7,000
2103300	523600	DUES AND FEES	2,168	300	300	300	300
2103300	523700	EDUCATION AND TRAINING	2,810	5,500	5,500	5,500	5,500
2103300	523900	OTHER PURCHASED SERVICES	-	5,000	5,000	5,000	5,000
TOTAL CONTRACTED SERVICES			13,713	27,300	27,300	27,300	27,300

SUPPLIES

2102200	531100	GENERAL SUPPLIES & MATERIALS	8,331	2,600	2,600	2,600	2,600
2102200	531600	SMALL EQUIPMENT	6,610	10,000	10,000	10,000	10,000
2103300	531100	GENERAL SUPPLIES & MATERIALS	25,493	25,000	25,000	25,000	25,000
2103300	531118	FLEET MAINTENANCE REPAIRS	-	7,000	7,000	7,000	7,000
2103300	531600	SMALL EQUIPMENT	19,023	-	-	-	-
TOTAL SUPPLIES			59,457	44,600	44,600	44,600	44,600

CAPITAL OUTLAY

2102200	542000	CAPITAL OUTLAY-MACH&EQUIP	783	10,000	10,000	10,000	10,000
2103300	541000	CAPITAL - PROPERTY	-	7,000	7,000	7,000	7,000
2103300	542000	CAPITAL OUTLAY-MACH&EQUIP	-	9,600	9,600	9,600	9,600
TOTAL CAPITAL OUTLAY			783	26,600	26,600	26,600	26,600

TOTAL EXPENDITURES			73,953	98,500	98,500	98,500	98,500
---------------------------	--	--	---------------	---------------	---------------	---------------	---------------

SCHOOL CAMERA - SAFETY PROGRAM

213

FUND PROFILE

The school zone cameras were put in place to help deter speeding in school zones and to also help decrease the number accidents occurring in school zones. Per state law, all money received through the implementation of the school zone cameras may only be spent on public safety initiatives.

STAFFING PLAN

STAFFING PLAN

Position Title	FY2022	FY2023	FY2024
No positions in this fund	-	-	-
TOTAL POSITIONS	-	-	-

FY2024 BUDGET SUMMARY

	FY2022 ACTUAL	FY2023 BUDGET	FY2024 BUDGET
Revenue			
Fines & Forfeitures	2,428,591	500,000	1,000,000
Interest	240	1,000	1,000
Total Revenue	<u>2,428,831</u>	<u>501,000</u>	<u>1,001,000</u>
Expenditures			
Contracted Services	10,999	3,000	3,000
Supplies	1,522,539	10,000	70,000
Capital Expenditures	237,682	150,000	500,000
Other	-	338,000	428,000
Total	<u>1,771,220</u>	<u>501,000</u>	<u>1,001,000</u>

SCHOOL CAMERA - SAFETY PROGRAM

213

REVENUES

Account Number	Account Description	FY2022 Actual	FY2023 Original Budget	FY2024 Department's Requested Budget	FY2024 Manager's Recommended Budget	FY2024 Commission Approved Budget
----------------	---------------------	---------------	------------------------	--------------------------------------	-------------------------------------	-----------------------------------

FINES & FORFEITURES

21333001	351001	FINES AND FORFEITURES	1,707,465	500,000	1,000,000	1,000,000	1,000,000
21333001	351301	SPEEDING TICKETS TO REFUND	721,126	-	-	-	-
TOTAL FINES & FORFEITURES			2,428,591	500,000	1,000,000	1,000,000	1,000,000

INTEREST INCOME

21333001	361000	INTEREST REVENUES	240	1,000	1,000	1,000	1,000
TOTAL INTEREST INCOME			240	1,000	1,000	1,000	1,000

TOTAL REVENUES			2,428,831	501,000	1,001,000	1,001,000	1,001,000
-----------------------	--	--	------------------	----------------	------------------	------------------	------------------

EXPENDITURES

Account Number	Account Description	FY2022 Actual	FY2023 Original Budget	FY2024 Department's Requested Budget	FY2024 Manager's Recommended Budget	FY2024 Commission Approved Budget
----------------	---------------------	---------------	------------------------	--------------------------------------	-------------------------------------	-----------------------------------

CONTRACTED SERVICES

2133300	523600	DUES AND FEES	3,706	3,000	3,000	3,000	3,000
2133300	523700	EDUCATION AND TRAINING	7,293	-	-	-	-
TOTAL CONTRACTED SERVICES			10,999	3,000	3,000	3,000	3,000

SUPPLIES

2133300	531001	SPEED TICKETS REFUND	1,442,252	-	-	-	-
2133300	531100	GENERAL SUPPLIES & MATERIALS	30,968	-	-	-	-
2133300	531118	FLEET MAINTENANCE REPAIRS	-	-	-	-	-
2133300	531200	UTILITIES	3,281	10,000	20,000	20,000	20,000
2133300	531600	SMALL EQUIPMENT	46,039	-	50,000	50,000	50,000
TOTAL SUPPLIES			1,522,539	10,000	70,000	70,000	70,000

CAPITAL OUTLAY

2133300	542000	CAPITAL OUTLAY-MACH&EQUIP	237,682	150,000	500,000	500,000	500,000
TOTAL CAPITAL OUTLAY			237,682	150,000	500,000	500,000	500,000

OTHER COSTS

2133300	579000	CONTINGENCIES	-	338,000	428,000	428,000	428,000
TOTAL OTHER COSTS			-	338,000	428,000	428,000	428,000

TOTAL EXPENDITURES			1,771,220	501,000	1,001,000	1,001,000	1,001,000
---------------------------	--	--	------------------	----------------	------------------	------------------	------------------

DEPARTMENT PROFILE

The function of Barrow County Department of Planning and Community Development is to promote and enhance the quality of life of residents, visitors, property owners, and businesses of Barrow County. The Department accomplishes its mission through programs and services that encourage high quality development as well as maintenance and revitalization of existing neighborhoods.

The Department provides administration of the county’s Comprehensive Plan, Unified Development Code (UDC), occupational tax licensing, alcohol licensing, and most recent State of Georgia building codes. This department processes and provides code inspection services for development and building permits, business license, alcohol license, erosion & sediment control permits, and other UDC regulations. The Department also administers the zoning and variance process and provides staff support to the Planning Commission, Board of Commissioners and Board of Appeals. The department is responsible for updating the official zoning map, the county’s Comprehensive Plan 2018-2023, and the state required short-term work program, as well as, provides technical assistance to citizens, developers, builders, and other county departments.

Thru receipt of code complaints, staff investigates submitted complaints and works with the property owner to bring properties into compliance with current codes. Code Compliance works with the Sheriff’s office, Fire Marshalls office, Animal Control and various other County and State offices to resolve complaint issues.

The **Geographic Information System** (GIS) division provides a support function to all county departments and the general public by creating, updating, and maintaining an efficient geographic information system. This division also assigns and maintains the structure street address system and approves all street and subdivision names for the entire county and all municipalities.

STAFFING PLAN

Position Title	FY 2022	FY 2023	FY 2024
Full Time:			
Director	1	1	1
GIS & Planning Administrator	1	1	1
Planner	1	-	-
Community Development Administrator	1	1	1
Code Enforcement and Development Inspector	1	-	-
Code Compliance and Development Inspector	1	2	2
Community Development Coordinator	1	2	2
Planning & Zoning Coordinator		1	1
Planning and Community Development Clerk	1	-	-
Development & Code Enforcement Supervisor	-	1	1
Planning Administrative Assistant	-	1	1
Per Meeting:			
Planning Commission Member	7	7	7
Board of Appeals Member	7	7	7
TOTAL POSITIONS	22	24	24

FY2024 BUDGET SUMMARY

Funding Source: Planning & Community Development

	FY2022 ACTUAL	FY2023 BUDGET	FY2024 BUDGET
Revenue			
Licenses and Permits	1,720,748	1,461,000	1,302,400
Charges for Services	329,516	349,500	287,000
Interest Revenue	5,411	1,400	58,200
Miscellaneous Revenue	6,977	5,000	12,000
Use of Reserve	-	489,492	791,019
Total Revenue	2,062,651	2,306,392	2,450,619
Expenditures			
Personnel Services	557,094	882,339	891,216
Contracted Services	440,527	540,306	782,817
Supplies	11,331	39,700	39,700
Capital Outlay	30,443	10,000	212,520
Indirect Cost	-	-	37,057
Other	233,000	834,047	487,309
Total	1,272,395	2,306,392	2,450,619

The Planning & Community Development Department was set up as a Special Revenue Fund. User fees, regulatory fees, and revenues derived from the unincorporated area of the county are used to fund the services provided by Community Development Department. The services provided by Community Development are:

- Planning & Zoning
- Code Enforcement
- Development Permitting
- Building & Sign Permitting
- Geographic Information Systems
- Business Licensing & Occupational Tax
- Alcohol Business Licensing & Permitting

The department budget for F Y2024 \$2,450,619.

Currently, unincorporated area revenues exceed the funding necessary to provide services primarily for the benefit of the unincorporated area of the county. The FY2024 General Fund budget includes unincorporated revenues derived from Alcohol Excise Taxes \$420,000, Cable Franchise Taxes \$472,800 and Financial Institution Taxes \$100,000. These three unincorporated area revenues (FY 2024 Budget: 992,800) will remain in the General Fund until such time as needed to fund additional services provided primarily for the benefit of the unincorporated area of the county.

PLANNING & COMMUNITY DEVELOPMENT

214

REVENUES

Account Number	Account Description	FY2022 Actual	FY2023 Original Budget	FY2024 Department's Requested Budget	FY2024 Manager's Recommended Budget	FY2024 Commission Approved Budget
----------------	---------------------	---------------	------------------------	--------------------------------------	-------------------------------------	-----------------------------------

LICENSES AND PERMITS

21474001	321100	ALCOHOLIC BEVERAGE LICENSE	117,875	130,000	120,000	115,000	115,000
21474001	321200	BUSINESS LICENSE -GENERAL	192,142	175,000	180,000	180,000	180,000
21474001	322230	SIGN PERMITS	7,300	6,000	6,000	7,400	7,400
21474001	323100	BUILDING & EQUIPMENT PERMITS	1,403,432	1,150,000	850,000	1,000,000	1,000,000
TOTAL LICENSES AND PERMITS			1,720,748	1,461,000	1,156,000	1,302,400	1,302,400

CHARGES FOR SERVICES

21474001	341390	DEVELOPMENT FEES-GENERAL	249,006	268,500	350,000	210,000	210,000
21474001	341393	NPDES-LAND DISTURBANCE FEES	5,233	5,000	5,000	5,000	5,000
21474001	341394	NRCS-SOIL & EROSION REVIEW	11,195	15,000	11,000	11,000	11,000
21474001	341399	VARIANCE APPLICATIONS	12,618	12,000	11,000	11,000	11,000
21474002	341395	REZONE APPLICATIONS	47,589	45,000	45,000	45,000	45,000
21474002	341398	SPECIAL USE APPLICATIONS	1,604	2,000	3,000	3,000	3,000
21474002	341400	PRINTING AND DUPLICATING	2,273	1,500	2,000	2,000	2,000
21474002	341930	SALE OF MAPS & PUBLICATION	-	500	-	-	-
TOTAL CHARGES FOR SERVICES			329,516	349,500	427,000	287,000	287,000

INTEREST REVENUE

21400001	361002	GA FUND 1 INTEREST REVENUE	4,796	1,000	55,000	55,000	55,000
21400001	361003	INVESTMENT ACCT CS&B INTERES	395	300	3,000	3,000	3,000
21474001	361000	INTEREST REVENUES	221	100	200	200	200
TOTAL INTEREST REVENUE			5,411	1,400	58,200	58,200	58,200

MISCELLANEOUS REVENUES

21474001	389004	MISCELLANEOUS REVENUE	-	-	-	-	-
21474002	389004	MISCELLANEOUS REVENUE	-	-	6,000	6,000	6,000
21474002	389015	CREDIT CARD FEES	6,977	5,000	6,000	6,000	6,000
TOTAL MISCELLANEOUS REVENUES			6,977	5,000	12,000	12,000	12,000

USE OF RESERVES

21474002	392103	USE OF RESERVES	-	489,492	932,881	791,019	791,019
TOTAL USE OF RESERVES			-	489,492	932,881	791,019	791,019

TOTAL REVENUES			2,062,651	2,306,392	2,586,081	2,450,619	2,450,619
-----------------------	--	--	------------------	------------------	------------------	------------------	------------------

PLANNING & COMMUNITY DEVELOPMENT

214

EXPENDITURES

Account Number	Account Description	FY2022 Actual	FY2023 Original Budget	FY2024 Department's Requested Budget	FY2024 Manager's Recommended Budget	FY2024 Commission Approved Budget
----------------	---------------------	---------------	------------------------	--------------------------------------	-------------------------------------	-----------------------------------

PERSONNEL COSTS

2147400	511000		SALARIES & WAGES	392,140	610,536	610,536	633,888	633,888
2147400	511300		SALARIES - OVERTIME	117	-	-	-	-
2147400	512100		GROUP INSURANCE	102,784	186,380	186,380	167,775	167,775
2147400	512200		FICA	22,593	37,854	37,854	39,301	39,301
2147400	512300		MEDICARE	5,284	8,853	8,853	9,192	9,192
2147400	512400		RETIREMENT CONTRIBUTIONS	29,551	28,204	28,204	28,204	28,204
2147400	512440		401A EXPENSE	4,246	8,984	8,984	8,984	8,984
2147400	512700		WORKERS COMPENSATION	379	1,528	1,528	3,872	3,872
TOTAL PERSONNEL COSTS				557,094	882,339	882,339	891,216	891,216

CONTRACTED SERVICES

2147400	521200		PROFESSIONAL SERVICES	199,669	255,000	355,000	275,000	275,000
2147400	521201		PROFESSIONAL SERVICES- IT	7,350	7,718	7,718	7,718	7,718
2147400	521210		PROF SVCS-COUNTY ATTORNEY	124,550	150,000	190,000	190,000	190,000
2147400	521222		ON DEMAND PLANNING SERVICES	51,720	72,000	72,000	72,000	72,000
2147400	521223		PROF SV- COST DEV IMPACT FEES	-	-	82,400	82,400	82,400
2147400	521224		PROF-SVS-GIS	-	-	-	20,000	20,000
2147400	521400		TV RECORDING	3,600	4,000	4,500	4,500	4,500
2147400	522200		REPAIRS AND MAINTENANCE	12,881	15,000	76,869	76,869	76,869
2147400	523100		INSURANCE	1,850	2,188	2,188	2,930	2,930
2147400	523200		COMMUNICATIONS	1,066	2,400	2,400	2,400	2,400
2147400	523201		POSTAGE	2,252	2,000	2,000	2,000	2,000
2147400	523300		ADVERTISING	2,740	4,000	4,000	4,000	4,000
2147400	523400		PRINTING AND BINDING	2,110	2,500	2,500	2,500	2,500
2147400	523450		COPIER CHARGES	4,521	4,000	4,000	4,000	4,000
2147400	523500		TRAVEL	1,542	5,000	5,000	5,000	5,000
2147400	523600		DUES AND FEES	682	3,500	3,500	3,500	3,500
2147400	523700		EDUCATION AND TRAINING	1,162	5,000	5,000	5,000	5,000
2147400	523900		OTHER PURCHASED SERVICES	22,832	6,000	23,000	23,000	23,000
TOTAL CONTRACTED SERVICES				440,527	540,306	842,075	782,817	782,817

SUPPLIES

2147400	531100		GENERAL SUPPLIES & MATERIALS	6,293	6,700	6,700	6,700	6,700
2147400	531118		FLEET MAINTENANCE REPAIRS	402	2,000	2,000	2,000	2,000
2147400	531270		GASOLINE/DIESEL	3,204	9,000	9,000	9,000	9,000
2147400	531600		SMALL EQUIPMENT	1,431	22,000	22,000	22,000	22,000
TOTAL SUPPLIES				11,331	39,700	39,700	39,700	39,700

PLANNING & COMMUNITY DEVELOPMENT

214

EXPENDITURES

Account Number	Account Description	FY2022 Actual	FY2023 Original Budget	FY2024 Department's Requested Budget	FY2024 Manager's Recommended Budget	FY2024 Commission Approved Budget
----------------	---------------------	---------------	------------------------	--------------------------------------	-------------------------------------	-----------------------------------

CAPITAL OUTLAY

2147400	542000	EQ102	CAPITAL OUTLAY-MACH&EQUIP	-	10,000	-	-	-
2147400	542000	SO045	CAPITAL OUTLAY-MACH&EQUIP	-	-	212,520	212,520	212,520
2147400	542000	VH040	CAPITAL OUTLAY-MACH&EQUIP	30,443	-	-	-	-
TOTAL CAPITAL OUTLAY				30,443	10,000	212,520	212,520	212,520

INTERFUND

2147400	551103		INDIRECT COST ALLOC-HR	-	-	-	10,534	10,534
2147400	551104		INDIRECT COST ALLOCATION- FIN	-	-	-	23,041	23,041
2147400	551105		INDIRECT COST ALLOCATION- CM	-	-	-	2,073	2,073
2147400	551106		INDIRECT COST ALLOCATION- OM	-	-	-	1,409	1,409
TOTAL INTERFUND				-	-	-	37,057	37,057

OTHER COSTS

2146500	572000		PAYMENTS TO OTHER AGENCIES	233,000	253,000	350,000	253,000	253,000
2147400	579000		CONTINGENCIES	-	559,447	259,447	234,309	234,309
TOTAL OTHER COSTS				233,000	812,447	609,447	487,309	487,309

OTHER FINANCING SOURCES

2147400	611006		TF OUT - GF - PLANTING TREES	-	21,600	-	-	-
TOTAL OTHER FINANCING SOURCES				-	21,600	-	-	-
TOTAL EXPENDITURES				1,272,395	2,306,392	2,586,081	2,450,619	2,450,619

FUND PROFILE

The Emergency Communications E 911 Department is the Public Safety Answering Point for Barrow County including the Cities of Auburn, Statham and Winder and the towns of Bethlehem and Carl. The agency receives all emergency 911 calls. The agency also provides dispatch services to Barrow County Sheriff, Fire and Emergency Medical Services, Auburn Police, Statham and Winder Police Departments and Winder Fire Department.

The agency is funded through the Barrow County General Fund and the Emergency Telephone System Fund as authorized by O.C.G.A 46-5-133 and by a county resolution imposing a monthly telephone subscriber surcharge of \$1.50 per telephone line, including landline, post-paid wireless, prepaid wireless and VOIP subscribers. The fees are collected by the Georgia Department of Revenue and deposited into the Barrow County Emergency Telephone System Fund monthly. The funds are restricted by O.C.G.A. 46-5-134 and can only be used for cost associated with the operation of the county-wide Public Safety Answering Point.

STAFFING PLAN

Position Title	FY 2022	FY 2023	FY 2024
Full Time:			
E 911 Director	-	1	1
Assistant E911 Director	1	-	1
Open Records Technician	1	1	1
Shift Supervisor	4	4	4
Senior Communications Officer	4	4	4
Communications Officer	14	14	14
Part Time:			
Communications Officer	-	-	-
TOTAL POSITIONS	24	24	25

FY2024 BUDGET SUMMARY

	FY2022 ACTUAL	FY2023 BUDGET	FY2024 BUDGET
Revenue			
Charges for Services	1,673,663	1,750,550	1,816,500
Miscellaneous Revenue	2,841	500	1,000
Transfers from the General Fund	-	319,668	246,645
Total Revenue	<u>1,676,504</u>	<u>2,070,718</u>	<u>2,064,145</u>
Expenditures			
Personnel Services	1,256,528	1,734,650	1,662,530
Contracted Services	230,321	266,718	320,960
Supplies	24,614	41,850	41,850
Indirect Cost	21,038	27,500	38,805
Total	<u>1,532,501</u>	<u>2,070,718</u>	<u>2,064,145</u>

EMERGENCY TELEPHONE SYSTEM FUND**215****REVENUES**

Account Number	Account Description	FY2022 Actual	FY2023 Original Budget	FY2024 Department's Requested Budget	FY2024 Manager's Recommended Budget	FY2024 Commission Approved Budget
----------------	---------------------	---------------	------------------------	--------------------------------------	-------------------------------------	-----------------------------------

CHARGES FOR SERVICES

21538002	342515	E-911 LANDLINE CHARGES	378,733	450,000	425,000	425,000	425,000
21538002	342516	E-911 CELLPHONE CHARGES	962,228	950,000	1,000,000	1,040,000	1,040,000
21538002	342517	E911 PREPAID PHONE CHARGES	331,725	350,000	350,000	350,000	350,000
21538002	342518	FIRE WORKS EXCISE TAX	977	550	1,500	1,500	1,500
TOTAL CHARGES FOR SERVICES			1,673,663	1,750,550	1,776,500	1,816,500	1,816,500

MISCELLANEOUS REVENUE

21538002	389004	MISCELLANEOUS REVENUE	2,841	500	1,000	1,000	1,000
TOTAL MISCELLANEOUS REVENUE			2,841	500	1,000	1,000	1,000

OTHER FINANCING SOURCES

21538001	391200	OPERATING TRANSFER IN	-	319,668	338,905	246,645	246,645
TOTAL MISCELLANEOUS REVENUE			-	319,668	338,905	246,645	246,645

TOTAL REVENUES			1,676,504	2,070,718	2,116,405	2,064,145	2,064,145
-----------------------	--	--	------------------	------------------	------------------	------------------	------------------

EMERGENCY TELEPHONE SYSTEM FUND

215

EXPENDITURES

Account Number	Account Description	FY2022 Actual	FY2023 Original Budget	FY2024 Department's Requested Budget	FY2024 Manager's Recommended Budget	FY2024 Commission Approved Budget		
PERSONNEL COSTS								
2153800	511000		SALARIES & WAGES	729,584	1,034,509	1,034,509	1,000,382	1,000,382
2153800	511003		SALARIES & WAGES PART TIME	4,558	4,424	4,424	4,424	4,424
2153800	511200		TEMPORARY EMPLOYEES	126	-	-	-	-
2153800	511300		SALARIES - OVERTIME	163,018	25,343	25,343	48,590	48,590
2153800	511301		SALARIES-BUILT-IN OVERTIME	-	192,848	192,848	25,343	25,343
2153800	511302		ON-CALL PAY	-	-	16,119	16,119	16,119
2153800	511303		SHIFT DIFFERENTIAL PAY	-	-	16,068	16,068	16,068
2153800	512100		GROUP INSURANCE	187,648	278,748	278,748	364,129	364,129
2153800	512200		FICA	53,184	77,942	77,942	66,882	66,882
2153800	512300		MEDICARE	12,438	18,229	18,229	15,642	15,642
2153800	512400		RETIREMENT CONTRIBUTIONS	94,318	90,018	90,018	90,018	90,018
2153800	512440		401A EXPENSE	10,559	11,061	11,061	11,061	11,061
2153800	512700		WORKERS COMPENSATION	1,095	1,528	1,528	3,872	3,872
TOTAL PERSONNEL COSTS				1,256,528	1,734,650	1,766,837	1,662,530	1,662,530
CONTRACTED SERVICES								
2153800	521200		PROFESSIONAL SERVICES	20,408	20,200	32,700	32,700	32,700
2153800	521201		PROFESSIONAL SERVICES- IT	11,174	32,000	32,000	32,000	32,000
2153800	521210		PROF SVCS-COUNTY ATTORNEY	6,990	7,000	7,000	7,000	7,000
2153800	521224		PROF-SVS-GIS	-	-	-	40,000	40,000
2153800	522100		CLEANING/GARBAGE SERVICES	668	2,200	2,200	2,200	2,200
2153800	522200		REPAIRS AND MAINTENANCE	79,831	83,945	83,945	83,945	83,945
2153800	523100		INSURANCE	1,850	2,188	2,188	2,930	2,930
2153800	523200		COMMUNICATIONS	95,210	95,000	95,000	95,000	95,000
2153800	523201		POSTAGE	16	250	250	250	250
2153800	523300		ADVERTISING	-	100	100	100	100
2153800	523400		PRINTING AND BINDING	158	450	450	450	450
2153800	523450		COPIER CHARGES	1,933	4,000	5,000	5,000	5,000
2153800	523500		TRAVEL	6,105	7,175	7,175	7,175	7,175
2153800	523600		DUES AND FEES	647	1,210	1,210	1,210	1,210
2153800	523700		EDUCATION AND TRAINING	5,331	11,000	11,000	11,000	11,000
TOTAL CONTRACTED SERVICES				230,321	266,718	280,218	320,960	320,960
SUPPLIES								
2153800	531100		GENERAL SUPPLIES & MATERIALS	7,853	8,000	8,000	8,000	8,000
2153800	531118		FLEET MAINTENANCE REPAIRS	202	750	750	750	750
2153800	531150		UNIFORMS	2,417	6,000	6,000	6,000	6,000
2153800	531200		UTILITIES	13,169	19,540	19,540	19,540	19,540
2153800	531270		GASOLINE/DIESEL	397	2,100	2,100	2,100	2,100
2153800	531400		BOOKS AND PERIODICALS	-	460	460	460	460
2153800	531600		SMALL EQUIPMENT	576	5,000	5,000	5,000	5,000
TOTAL SUPPLIES				24,614	41,850	41,850	41,850	41,850
INTERFUND/INTERDEPARTMENT								
2153800	551100	RS001	INDIRECT COST ALLOCATION	21,038	27,500	27,500	26,013	26,013
2153800	551103		INDIRECT COST ALLOC-HR	-	-	-	3,511	3,511
2153800	551104		INDIRECT COST ALLOCATION- FIN	-	-	-	7,680	7,680
2153800	551105		INDIRECT COST ALLOCATION- CM	-	-	-	1,037	1,037
2153800	551106		INDIRECT COST ALLOCATION- OM	-	-	-	564	564
TOTAL INTERFUND/INTERDEPARTMENT				21,038	27,500	27,500	38,805	38,805
TOTAL EXPENDITURES				1,532,501	2,070,718	2,116,405	2,064,145	2,064,145

FUND PROFILE

This fund, authorized by O.C.G.A. 15-21-100 to 15-21-101, is used to account for an additional 50% penalty placed on certain drug related fines collected in Superior Court, Magistrate Court, Probate Court, and Municipal Court. These funds are legally restricted to be used for drug abuse treatment and education programs relating to controlled substances, alcohol, marijuana, and purposes of the county's drug court.

STAFFING PLAN

Position Title	FY2022	FY2023	FY2024
No positions in this fund	-	-	-
TOTAL POSITIONS	-	-	-

FY2024 BUDGET SUMMARY

	FY2022 ACTUAL	FY2023 BUDGET	FY2024 BUDGET
Revenue			
Fines & Forfeitures	41,587	54,000	54,000
Interest Income	194	150	150
Use of Reserves	-	8,050	8,050
Total Revenue	<u>41,781</u>	<u>62,200</u>	<u>62,200</u>
Expenditures			
Personnel Services	48,986	40,000	40,000
Contracted Services	(16,320)	19,200	19,200
Supplies	78	3,000	3,000
Indirect Cost	<u>32,744</u>	<u>62,200</u>	<u>62,200</u>
Total			

DRUG ABUSE TREATMENT & EDUCATION FUND

216

REVENUES

Account Number	Account Description	FY2022 Actual	FY2023 Original Budget	FY2024 Department's Requested Budget	FY2024 Manager's Recommended Budget	FY2024 Commission Approved Budget
----------------	---------------------	---------------	------------------------	--------------------------------------	-------------------------------------	-----------------------------------

FINES & FORFEITURES

21621501	351111	Z0001	DRUG ABUSE TREAT&EDUC	7,271	20,000	20,000	20,000	20,000
21621801	351111	Z0001	DRUG ABUSE TREAT&EDUC	27,847	30,000	30,000	30,000	30,000
21623001	351111	Z0001	DRUG ABUSE TREAT&EDUC	6,469	-	-	-	-
21624001	351111	Z0001	DRUG ABUSE TREAT&EDUC	-	1,000	1,000	1,000	1,000
21624501	351111	Z0001	DRUG ABUSE TREAT&EDUC	-	3,000	3,000	3,000	3,000
TOTAL FINES & FORFEITURES				41,587	54,000	54,000	54,000	54,000

INTEREST INCOME

21621501	361000	Z0001	INTEREST REVENUES	194	150	150	150	150
TOTAL INTEREST INCOME				194	150	150	150	150

USE OF RESERVES

21621501	392101	Z0001	RESERVES	-	8,050	8,050	8,050	8,050
TOTAL INTEREST INCOME				-	8,050	8,050	8,050	8,050

TOTAL REVENUES				41,781	62,200	62,200	62,200	62,200
-----------------------	--	--	--	---------------	---------------	---------------	---------------	---------------

EXPENDITURES

Account Number	Account Description	FY2022 Actual	FY2023 Original Budget	FY2024 Department's Requested Budget	FY2024 Manager's Recommended Budget	FY2024 Commission Approved Budget
----------------	---------------------	---------------	------------------------	--------------------------------------	-------------------------------------	-----------------------------------

PERSONNEL COSTS

2162151	511400	Z0001	EXTRA DUTY-DRUG TREATMENT	46,864	10,000	10,000	10,000	10,000
2163300	511400	Z0001	EXTRA DUTY-DRUG TREATMENT	2,122	30,000	30,000	30,000	30,000
TOTAL PERSONNEL COSTS				48,986	40,000	40,000	40,000	40,000

CONTRACTED SERVICES

2162150	523200	Z0001	COMMUNICATIONS	943	-	-	-	-
2162150	523700	Z0001	EDUCATION AND TRAINING	628	-	-	-	-
2162151	523200	Z0001	COMMUNICATIONS	-	1,200	1,200	1,200	1,200
2162151	523500	Z0001	TRAVEL	(893)	2,000	2,000	2,000	2,000
2162151	523700	Z0001	EDUCATION AND TRAINING	-	2,000	2,000	2,000	2,000
2162151	523850	Z0001	CONTRACT LABOR	(22,873)	2,000	2,000	2,000	2,000
2162200	521200	Z0001	PROFESSIONAL SERVICES	5,875	12,000	12,000	12,000	12,000
TOTAL CONTRACTED SERVICES				(16,320)	19,200	19,200	19,200	19,200

SUPPLIES

2162150	531100	Z0001	GENERAL SUPPLIES & MATERIALS	1,173	-	-	-	-
2162151	531100	Z0001	GENERAL SUPPLIES & MATERIALS	(1,096)	3,000	3,000	3,000	3,000
TOTAL SUPPLIES				78	3,000	3,000	3,000	3,000

TOTAL EXPENDITURES				32,744	62,200	62,200	62,200	62,200
---------------------------	--	--	--	---------------	---------------	---------------	---------------	---------------

DRUG COURT PARTICIPANT FEES FUND

217

FUND PROFILE

This fund is used to account for participant fees collected by the county's drug court to defray the drug court's expenses. These funds are restricted to be used for the county's drug court expenses

STAFFING PLAN

Position Title	FY2022	FY2023	FY2024
No positions in this fund	-	-	-
TOTAL POSITIONS	-	-	-

FY2024 BUDGET SUMMARY

	FY2022 ACTUAL	FY2023 BUDGET	FY2024 BUDGET
Revenue			
Charges for Services	36,760	70,440	70,440
Interest Income	200	2,000	2,000
Total Revenue	<u>36,960</u>	<u>72,440</u>	<u>72,440</u>
Expenditures			
Personnel Services	-	12,428	12,428
Contracted Services	17,832	31,610	31,610
Supplies	2,868	8,500	8,500
Other Costs	6,954	19,902	19,902
Total	<u>27,654</u>	<u>72,440</u>	<u>72,440</u>

DRUG COURT PARTICIPANT FEES FUND

217

REVENUES

Account Number	Account Description	FY2022 Actual	FY2023 Original Budget	FY2024 Department's Requested Budget	FY2024 Manager's Recommended Budget	FY2024 Commission Approved Budget
----------------	---------------------	---------------	------------------------	--------------------------------------	-------------------------------------	-----------------------------------

INTEREST INCOME

21721511	361000		INTEREST REVENUES	200	2,000	2,000	2,000	2,000
TOTAL INTEREST INCOME				200	2,000	2,000	2,000	2,000

CHARGES FOR SERVICES

21721512	341130	FG038	DRUG COURT FEES	32,045	45,440	45,440	45,440	45,440
21721512	341130	GD001	DRUG COURT FEES	4,690	20,000	20,000	20,000	20,000
21721512	341130	GD002	DRUG COURT FEES	25	5,000	5,000	5,000	5,000
TOTAL CHARGES FOR SERVICES				36,760	70,440	70,440	70,440	70,440

TOTAL REVENUES				36,960	72,440	72,440	72,440	72,440
-----------------------	--	--	--	---------------	---------------	---------------	---------------	---------------

EXPENDITURES

Account Number	Account Description	FY2022 Actual	FY2023 Original Budget	FY2024 Department's Requested Budget	FY2024 Manager's Recommended Budget	FY2024 Commission Approved Budget
----------------	---------------------	---------------	------------------------	--------------------------------------	-------------------------------------	-----------------------------------

PERSONNEL SERVICES

2172151	511000	FG038	SALARIES & WAGES	-	2,255	2,255	2,255	2,255
2172151	511400	FG038	EXTRA DUTY-DRUG TREATMENT	-	10,000	10,000	10,000	10,000
2172151	512200	FG038	FICA	-	140	140	140	140
2172151	512300	FG038	MEDICARE	-	33	33	33	33
TOTAL PERSONNEL SERVICES				-	12,428	12,428	12,428	12,428

CONTRACTED SERVICES

2172151	523450	FG038	COPIER CHARGES	1,570	1,610	1,610	1,610	1,610
2172151	523500	FG038	TRAVEL	7,062	-	-	-	-
2172151	523850	FG038	CONTRACT LABOR	9,509	10,000	10,000	10,000	10,000
2172151	523850	GD001	CONTRACT LABOR	-	10,000	10,000	10,000	10,000
2172151	523850	GD002	CONTRACT LABOR	-	2,000	2,000	2,000	2,000
2172151	523900	FG038	OTHER PURCHASED SERVICES	(310)	1,500	1,500	1,500	1,500
2172151	523900	GD001	OTHER PURCHASED SERVICES	-	5,000	5,000	5,000	5,000
2172151	523900	GD002	OTHER PURCHASED SERVICES	-	1,500	1,500	1,500	1,500
TOTAL CONTRACTED SERVICES				17,832	31,610	31,610	31,610	31,610

SUPPLIES

2172151	531100	FG038	GENERAL SUPPLIES & MATERIALS	2,868	2,000	2,000	2,000	2,000
2172151	531100	GD001	GENERAL SUPPLIES & MATERIALS	-	5,000	5,000	5,000	5,000
2172151	531100	GD002	GENERAL SUPPLIES & MATERIALS	-	1,500	1,500	1,500	1,500
TOTAL SUPPLIES				2,868	8,500	8,500	8,500	8,500

OTHER COSTS

2172151	579000	FG038	CONTINGENCIES	6,954	19,902	19,902	19,902	19,902
TOTAL OTHER COSTS				6,954	19,902	19,902	19,902	19,902

TOTAL EXPENDITURES				27,654	72,440	72,440	72,440	72,440
---------------------------	--	--	--	---------------	---------------	---------------	---------------	---------------

SPECIAL PROGRAMS FUND

218

FUND PROFILE

This fund is to account for contributions, donations, and other revenue sources given by citizens or companies to be used for specific purposes. These funds are restricted to be used for the intended purposes.

STAFFING PLAN

Position Title	FY2022	FY2023	FY2024
No positions in this fund	-	-	-
TOTAL POSITIONS	-	-	-

FY2024 BUDGET SUMMARY

	FY2022 ACTUAL	FY2023 BUDGET	FY2024 BUDGET
Revenue:			
Sheriff's Office:			
Donations & Events	58,002	30,000	55,000
Parks & Recreation:			
Charges for Services	-	3,700	3,700
Economic & Community Development:			
PILOT Bond Proceeds	232,455	179,815	179,815
Interest	300	500	500
Total Revenue	<u>290,756</u>	<u>214,015</u>	<u>239,015</u>
Expenditures			
Sheriff's Office:			
Supplies	51,093	30,000	55,000
Parks & Recreation:			
Contracted Services	-	2,200	2,200
Supplies	-	1,500	1,500
Economic & Community Development:			
Capital Outlay	-	180,315	180,315
Total Expenditures	<u>51,093</u>	<u>214,015</u>	<u>239,015</u>

SPECIAL PROGRAMS FUND

218

Account Number	Account Description	FY2022 Actual	FY2023 Original Budget	FY2024 Department's Requested Budget	FY2024 Manager's Recommended Budget	FY2024 Commission Approved Budget
----------------	---------------------	---------------	------------------------	--------------------------------------	-------------------------------------	-----------------------------------

Z0004 DONATIONS & EVENTS

REVENUES

MISCELLANEOUS REVENUE

21833001	371007	Z0004	DONATIONS-SHERIFF'S DEPT	58,002	30,000	55,000	55,000	55,000
TOTAL MISCELLANEOUS REVENUE				58,002	30,000	55,000	55,000	55,000

TOTAL REVENUES FOR Z0004				58,002	30,000	55,000	55,000	55,000
---------------------------------	--	--	--	---------------	---------------	---------------	---------------	---------------

EXPENDITURES

SUPPLIES

2183300	531100	Z0004	GENERAL SUPPLIES & MATERIALS	51,093	30,000	55,000	55,000	55,000
TOTAL SUPPLIES				51,093	30,000	55,000	55,000	55,000

TOTAL EXPENDITURES FOR Z0004				51,093	30,000	55,000	55,000	55,000
-------------------------------------	--	--	--	---------------	---------------	---------------	---------------	---------------

GF005 REC DEPT. SPECIAL EVENTS RESTRICTED

REVENUES

CHARGES FOR SERVICES

21861002	347904	GF005	SPECIAL EVENTS	-	3,700	3,700	3,700	3,700
TOTAL CHARGES FOR SERVICES				-	3,700	3,700	3,700	3,700

TOTAL REVENUES FOR GF005				-	3,700	3,700	3,700	3,700
---------------------------------	--	--	--	----------	--------------	--------------	--------------	--------------

CONTRACTED SERVICES

2186100	522200	GF005	REPAIRS AND MAINTENANCE	-	300	300	300	300
2186100	523500	GF005	TRAVEL	-	400	400	400	400
2186100	523600	GF005	DUES AND FEES	-	500	500	500	500
2186100	523850	GF005	CONTRACT LABOR	-	1,000	1,000	1,000	1,000
TOTAL CONTRACTED SERVICES				-	2,200	2,200	2,200	2,200

SUPPLIES

2186100	531100	GF005	GENERAL SUPPLIES & MATERIALS	-	1,500	1,500	1,500	1,500
TOTAL SUPPLIES				-	1,500	1,500	1,500	1,500

TOTAL EXPENDITURES FOR GF005				-	3,700	3,700	3,700	3,700
-------------------------------------	--	--	--	----------	--------------	--------------	--------------	--------------

SPECIAL PROGRAMS FUND

218

Account Number	Account Description	FY2022 Actual	FY2023 Original Budget	FY2024 Department's Requested Budget	FY2024 Manager's Recommended Budget	FY2024 Commission Approved Budget
----------------	---------------------	---------------	------------------------	--------------------------------------	-------------------------------------	-----------------------------------

Z0006 - ECONOMIC & COMMUNITY DEVELOPMENT

REVENUES

MISCELLANEOUS REVENUE

21875151	322900	Z0006	PILOT BOND PROCEEDS	232,455	179,815	179,815	179,815	179,815
21875151	361000		INTEREST REVENUES	300	500	500	500	500
TOTAL MISCELLANEOUS REVENUES Z006				232,754	180,315	180,315	180,315	180,315

OTHER FINANCING SOURCES

21875151	391205		TRANSFER IN - IBA	594,636	-	-	-	-
TOTAL USE OF RESERVES				594,636	-	-	-	-

TOTAL REVENUE FOR Z0006				827,390	180,315	180,315	180,315	180,315
--------------------------------	--	--	--	----------------	----------------	----------------	----------------	----------------

CAPITAL OUTLAY

2187515	541000	Z0006	CAPITAL - PROPERTY	-	180,315	180,315	180,315	180,315
TOTAL CAPITAL OUTLAY				-	180,315	180,315	180,315	180,315

OTHER FINANCING USES

2187515	612007		TRANSFER OUT - IBA	277,016	-	-	-	-
TOTAL CAPITAL OUTLAY				277,016	-	-	-	-

TOTAL EXPENDITURES FOR Z0006				277,016	180,315	180,315	180,315	180,315
-------------------------------------	--	--	--	----------------	----------------	----------------	----------------	----------------

TOTAL EXPENDITURES FOR SPECIAL PROGRAMS FUND				328,109	214,015	239,015	239,015	239,015
---	--	--	--	----------------	----------------	----------------	----------------	----------------

TOTAL REVENUES FOR SPECIAL PROGRAMS FUND				885,392	214,015	239,015	239,015	239,015
---	--	--	--	----------------	----------------	----------------	----------------	----------------

FUND PROFILE

This fund, authorized by O.C.G.A. 15-11-71, is used to account for supervision fees collected by the county’s Juvenile Court to care for juveniles that are in the court’s care. These funds are legally restricted for housing, educational, counseling, mediation, transportation, restitution, and work experience expenses.

STAFFING PLAN

Position Title	FY2022	FY2023	FY2024
No positions in this fund	-	-	-
TOTAL POSITIONS	-	-	-

FY2024 BUDGET SUMMARY

	FY2022 ACTUAL	FY2023 BUDGET	FY2024 BUDGET
Revenue			
Fines & Forfeitures	1,940	4,000	4,000
Interest	49	200	200
Total	<u>1,989</u>	<u>4,200</u>	<u>4,200</u>
Expenditures			
Contracted Services	-	4,200	4,200
Total	<u>-</u>	<u>4,200</u>	<u>4,200</u>

SUPPLEMENTAL JUVENILE SERVICES FUND

219

REVENUES

Account Number	Account Description	FY2022 Actual	FY2023 Original Budget	FY2024 Department's Requested Budget	FY2024 Manager's Recommended Budget	FY2024 Commission Approved Budget
----------------	---------------------	---------------	------------------------	--------------------------------------	-------------------------------------	-----------------------------------

FINES & FORFEITURES

21926002	341104	Z0003	JUVENILE SUPERVISION FEES	1,940	4,000	4,000	4,000	4,000
TOTAL FINES & FORFEITURES				1,940	4,000	4,000	4,000	4,000

INTEREST INCOME

21926001	361000	Z0003	INTEREST REVENUES	49	200	200	200	200
TOTAL INTEREST INCOME				49	200	200	200	200

TOTAL REVENUES				1,989	4,200	4,200	4,200	4,200
-----------------------	--	--	--	--------------	--------------	--------------	--------------	--------------

EXPENDITURES

Account Number	Account Description	FY2022 Actual	FY2023 Original Budget	FY2024 Department's Requested Budget	FY2024 Manager's Recommended Budget	FY2024 Commission Approved Budget
----------------	---------------------	---------------	------------------------	--------------------------------------	-------------------------------------	-----------------------------------

CONTRACTED SERVICES

2192600	521200	Z0003	PROFESSIONAL SERVICES	-	4,200	4,200	4,200	4,200
TOTAL CONTRACTED SERVICES				-	4,200	4,200	4,200	4,200

TOTAL EXPENDITURES				-	4,200	4,200	4,200	4,200
---------------------------	--	--	--	----------	--------------	--------------	--------------	--------------

FUND PROFILE

This fund, authorized by O.C.G.A. 15-21-90 to 15-21-95, is used to account for an additional 10% penalty placed on all criminal and traffic cases and cases involving violations of county ordinances collected in the county courts. These funds are legally restricted to be used for the purpose of constructing, operating, and staffing county jails, correctional institutions, and detention facilities.

STAFFING PLAN

Position Title	FY2022	FY2023	FY2024
No positions in this fund	-	-	-
TOTAL POSITIONS	-	-	-

FY2024 BUDGET SUMMARY

	FY2022 ACTUAL	FY2023 BUDGET	FY2024 BUDGET
Revenue:			
Fines & Forfeitures	108,150	86,000	86,000
Interest	199	500	500
Total	<u>108,349</u>	<u>86,500</u>	<u>86,500</u>
Expenditures:			
Contracted Services	11,000	25,000	25,000
Capital Outlay	112,863	-	-
Other	-	61,500	61,500
Total	<u>123,863</u>	<u>86,500</u>	<u>86,500</u>

COUNTY JAIL FUND

220

REVENUES

Account Number	Account Description	FY2022 Actual	FY2023 Original Budget	FY2024 Department's Requested Budget	FY2024 Manager's Recommended Budget	FY2024 Commission Approved Budget
----------------	---------------------	---------------	------------------------	--------------------------------------	-------------------------------------	-----------------------------------

FINES & FORFEITURES

22033261	351135		COUNTY JAIL RESTRICTED	108,150	86,000	86,000	86,000	86,000
TOTAL FINES & FORFEITURES				108,150	86,000	86,000	86,000	86,000

INTEREST INCOME

22033261	361000		INTEREST INCOME	199	500	500	500	500
TOTAL INTEREST INCOME				199	500	500	500	500

TOTAL REVENUES				108,349	86,500	86,500	86,500	86,500
-----------------------	--	--	--	----------------	---------------	---------------	---------------	---------------

EXPENDITURES

Account Number	Account Description	FY2022 Actual	FY2023 Original Budget	FY2024 Department's Requested Budget	FY2024 Manager's Recommended Budget	FY2024 Commission Approved Budget
----------------	---------------------	---------------	------------------------	--------------------------------------	-------------------------------------	-----------------------------------

PROFESSIONAL SERVICES

2203326	521200		PROFESSIONAL SERVICES	-	10,000	10,000	10,000	10,000
2203326	521200	ST001	PROFESSIONAL SERVICES	11,000	15,000	15,000	15,000	15,000
TOTAL OTHER COSTS				11,000	25,000	25,000	25,000	25,000

CAPITAL OUTLAY

2203326	541000	BL020	CAPITAL - PROPERTY	27,006	-	-	-	-
2203326	541000	BL021	CAPITAL - PROPERTY	43,445	-	-	-	-
2203326	541000	BL022	CAPITAL - PROPERTY	-	-	-	-	-
2203326	542000	EQ071	CAPITAL OUTLAY-MACH&EQUIP	-	-	-	-	-
TOTAL CAPITAL OUTLAY				112,863	-	-	-	-

OTHER COSTS

2203326	579000		CONTINGENCIES	-	61,500	61,500	61,500	61,500
TOTAL OTHER COSTS				-	61,500	61,500	61,500	61,500

TOTAL EXPENDITURES				123,863	86,500	86,500	86,500	86,500
---------------------------	--	--	--	----------------	---------------	---------------	---------------	---------------

FUND PROFILE

This Fund is used to account for funds that come from canteen commissions, social security incentives, and any indigent debt collected. These funds are restricted to be used for paying inmate expenses including uniforms, personal hygiene products and mattresses while incarcerated at the county detention facility.

STAFFING PLAN

Position Title	FY2022	FY2023	FY2024
No positions in this fund	-	-	-
TOTAL POSITIONS	-	-	-

FY2024 BUDGET SUMMARY

	FY2022 ACTUAL	FY2023 BUDGET	FY2024 BUDGET
Revenue:			
Charges for Services	128,331	110,000	110,000
Interest	84	120	120
Total	<u>128,414</u>	<u>110,120</u>	<u>110,120</u>
Expenditures:			
Contracted Services	-	10,000	10,000
Supplies	<u>103,230</u>	<u>100,120</u>	<u>100,120</u>
Total	<u>103,230</u>	<u>110,120</u>	<u>110,120</u>

INMATE COMMISSARY FUND

225

REVENUES

Account Number	Account Description	FY2022 Actual	FY2023 Original Budget	FY2024 Department's Requested Budget	FY2024 Manager's Recommended Budget	FY2024 Commission Approved Budget
----------------	---------------------	---------------	------------------------	--------------------------------------	-------------------------------------	-----------------------------------

CHARGES FOR SERVICES

22533262	342902		COMMISSARY COMMISSIONS	128,331	110,000	110,000	110,000	110,000
TOTAL CHARGES FOR SERVICES				128,331	110,000	110,000	110,000	110,000

INTEREST REVENUE

22533262	361000		INTEREST REVENUE	84	120	120	120	120
TOTAL INTEREST REVENUE				84	120	120	120	120
TOTAL REVENUES				128,414	110,120	110,120	110,120	110,120

EXPENDITURES

Account Number	Account Description	FY2022 Actual	FY2023 Original Budget	FY2024 Department's Requested Budget	FY2024 Manager's Recommended Budget	FY2024 Commission Approved Budget
----------------	---------------------	---------------	------------------------	--------------------------------------	-------------------------------------	-----------------------------------

CONTRACTED SERVICES

2253326	522200		REPAIRS AND MAINTENANCE	-	10,000	10,000	10,000	10,000
TOTAL CONTRACTED SERVICES				-	10,000	10,000	10,000	10,000

SUPPLIES

2253326	531100		GENERAL SUPPLIES & MATERIALS	103,230	100,120	100,120	100,120	100,120
TOTAL SUPPLIES				103,230	100,120	100,120	100,120	100,120

TOTAL EXPENDITURES				103,230	110,120	110,120	110,120	110,120
---------------------------	--	--	--	----------------	----------------	----------------	----------------	----------------

FUND PROFILE

This fund is used to account for various grant awards received by the county for a variety of uses. These funds are restricted to be used for the intended grant purposes

STAFFING PLAN

Position Title	FY 2022	FY 2023	FY 2024
No positions in this fund	-	-	-
TOTAL POSITIONS	-	-	-

FY2024 BUDGET SUMMARY

	FY2022 ACTUAL	FY2023 BUDGET	FY2024 BUDGET
Revenue:			
Total Grant Revenue	<u>3,513,840</u>	<u>1,878,726</u>	<u>2,143,431</u>
Expenditures:			
Total Grant Expenditures	<u>3,450,669</u>	<u>1,878,726</u>	<u>2,143,431</u>

GRANTS FUND

250

Account Number	Account Description	FY2022 Actual	FY2023 Original Budget	FY2024 Department's Requested Budget	FY2024 Manager's Recommended Budget	FY2024 Commission Approved Budget
----------------	---------------------	---------------	------------------------	--------------------------------------	-------------------------------------	-----------------------------------

SG060: MENTAL HEALTH COURT REVENUES-INTERGOVERNMENTAL

25021513	334314	SG060	DRUG COURT OR MENTAL HEALTH	-	-	91,676	91,676	91,676
TOTAL INTERGOVERNMENTAL REVENUE				-	-	91,676	91,676	91,676
TOTAL REVENUES FOR SG060				-	-	91,676	91,676	91,676

EXPENDITURES PERSONNEL COSTS

2502151	511000	SG060	SALARIES & WAGES	-	-	16,511	16,511	16,511
2502151	512200	SG060	FICA	-	-	1,024	1,024	1,024
2502151	512300	SG060	MEDICARE	-	-	240	240	240
TOTAL PERSONNEL COSTS				-	-	17,775	17,775	17,775

CONTRACTED SERVICES

2502151	523500	SG060	TRAVEL	-	-	1,841	1,841	1,841
2502151	523850	SG060	CONTRACT LABOR	-	-	49,400	49,400	49,400
2502151	523900	SG060	OTHER PURCHASED SERVICES	-	-	2,000	2,000	2,000
TOTAL CONTRACTED SERVICES				-	-	53,241	53,241	53,241

SUPPLIES

2502151	531100	SG060	GENERAL SUPPLIES & MATERIALS	-	-	20,660	20,660	20,660
TOTAL SUPPLIES				-	-	20,660	20,660	20,660
TOTAL EXPENDITURES FOR SG060				-	-	91,676	91,676	91,676

SG061: ADULT FELONY DRUG COURT REVENUES-INTERGOVERNMENTAL

25021513	334314	SG061	DRUG COURT OR MENTAL HEALTH	-	-	166,427	166,427	166,427
TOTAL INTERGOVERNMENTAL REVENUE				-	-	166,427	166,427	166,427
TOTAL REVENUES FOR SG061				-	-	166,427	166,427	166,427

EXPENDITURES PERSONNEL COSTS

2502151	511000	SG061	SALARIES & WAGES	-	-	20,495	20,495	20,495
2502151	511400	SG061	EXTRA DUTY-DRUG TREATMENT	-	-	25,153	25,153	25,153
2502151	512200	SG061	FICA	-	-	1,125	1,125	1,125
2502151	512300	SG061	MEDICARE	-	-	263	263	263
TOTAL PERSONNEL COSTS				-	-	47,036	47,036	47,036

CONTRACTED SERVICES

2502151	523500	SG061	TRAVEL	-	-	2,566	2,566	2,566
2502151	523850	SG061	CONTRACT LABOR	-	-	60,701	60,701	60,701
2502151	523900	SG061	OTHER PURCHASED SERVICES	-	-	2,800	2,800	2,800
TOTAL CONTRACTED SERVICES				-	-	66,067	66,067	66,067

SUPPLIES

2502151	531100	SG061	GENERAL SUPPLIES & MATERIALS	-	-	53,324	53,324	53,324
TOTAL SUPPLIES				-	-	53,324	53,324	53,324
TOTAL EXPENDITURES FOR SG061				-	-	166,427	166,427	166,427

GRANTS FUND

250

Account Number	Account Description	FY2022 Actual	FY2023 Original Budget	FY2024 Department's Requested Budget	FY2024 Manager's Recommended Budget	FY2024 Commission Approved Budget
----------------	---------------------	---------------	------------------------	--------------------------------------	-------------------------------------	-----------------------------------

**SG062: FAMILY TREATMENT COURT - FY2024
REVENUES-INTERGOVERNMENTAL**

25021513	334314	SG062	DRUG COURT OR MENTAL HEALTH	-	-	91,919	91,919	91,919
TOTAL INTERGOVERNMENTAL REVENUE				-	-	91,919	91,919	91,919

TOTAL REVENUES FOR SG062				-	-	91,919	91,919	91,919
---------------------------------	--	--	--	---	---	---------------	---------------	---------------

**EXPENDITURES
PERSONNEL COSTS**

2502151	511000	SG062	SALARIES & WAGES	-	-	48,586	48,586	48,586
2502151	511400	SG062	EXTRA DUTY-DRUG TREATMENT	-	-	9,880	9,880	9,880
TOTAL PERSONNEL COSTS				-	-	58,466	58,466	58,466

CONTRACTED SERVICES

2502151	523500	SG062	TRAVEL	-	-	1,400	1,400	1,400
2502151	523850	SG062	CONTRACT LABOR	-	-	27,410	27,410	27,410
TOTAL CONTRACTED SERVICES				-	-	28,810	28,810	28,810

SUPPLIES

2502151	531100	SG062	GENERAL SUPPLIES & MATERIALS	-	-	4,643	4,643	4,643
TOTAL SUPPLIES				-	-	4,643	4,643	4,643

TOTAL EXPENDITURES FOR SG062				-	-	91,919	91,919	91,919
-------------------------------------	--	--	--	---	---	---------------	---------------	---------------

**FG113: VICTIMS OF CRIME ACT (VOCA)
REVENUES-INTERGOVERNMENTAL**

25022003	331177	FG113	VICTIMS OF CRIME ACT (VOCA)	-	-	9,551	9,551	9,551
TOTAL INTERGOVERNMENTAL REVENUE				-	-	9,551	9,551	9,551

TOTAL REVENUES FOR FG113				-	-	9,551	9,551	9,551
---------------------------------	--	--	--	---	---	--------------	--------------	--------------

**EXPENDITURES
PERSONNEL COSTS**

2502200	511000	FG113	SALARIES & WAGES	-	-	7,068	7,068	7,068
2502200	512100	FG113	GROUP INSURANCE	-	-	1,741	1,741	1,741
2502200	512200	FG113	FICA	-	-	429	429	429
2502200	512300	FG113	MEDICARE	-	-	101	101	101
2502200	512440	FG113	401A EXPENSE	-	-	212	212	212
TOTAL PERSONNEL COSTS				-	-	9,551	9,551	9,551

TOTAL EXPENDITURES FOR FG113				-	-	9,551	9,551	9,551
-------------------------------------	--	--	--	---	---	--------------	--------------	--------------

**FG118: VICTIMS OF CRIME ACT (VOCA)
REVENUES-INTERGOVERNMENTAL**

25022003	331177	FG118	VICTIMS OF CRIME ACT (VOCA)	-	-	38,200	38,200	38,200
TOTAL INTERGOVERNMENTAL REVENUE				-	-	38,200	38,200	38,200

TOTAL REVENUES FOR FG118				-	-	38,200	38,200	38,200
---------------------------------	--	--	--	---	---	---------------	---------------	---------------

**EXPENDITURES
PERSONNEL COSTS**

2502200	511000	FG118	SALARIES & WAGES	-	-	28,271	28,271	28,271
2502200	512100	FG118	GROUP INSURANCE	-	-	6,964	6,964	6,964
2502200	512200	FG118	FICA	-	-	1,716	1,716	1,716
2502200	512300	FG118	MEDICARE	-	-	401	401	401
2502200	512440	FG118	401A EXPENSE	-	-	848	848	848
TOTAL PERSONNEL COSTS				-	-	38,200	38,200	38,200

TOTAL EXPENDITURES FOR FG118				-	-	38,200	38,200	38,200
-------------------------------------	--	--	--	---	---	---------------	---------------	---------------

**FG119 - PUBLIC SAFETY & COMMUNITY VIOLENCE REDUCTION
REVENUES-INTERGOVERNMENTAL**

25033003	334335	FG119	SHERIFF ARPA REVENUE	-	-	83,779	83,779	83,779
TOTAL INTERGOVERNMENTAL REVENUE				-	-	83,779	83,779	83,779

TOTAL REVENUES FOR FG118				-	-	83,779	83,779	83,779
---------------------------------	--	--	--	---	---	---------------	---------------	---------------

GRANTS FUND

250

Account Number	Account Description	FY2022 Actual	FY2023 Original Budget	FY2024 Department's Requested Budget	FY2024 Manager's Recommended Budget	FY2024 Commission Approved Budget
----------------	---------------------	---------------	------------------------	--------------------------------------	-------------------------------------	-----------------------------------

**EXPENDITURES
EQUIPMENT**

2503300	531600	FG119	SMALL EQUIPMENT	-	-	83,779	83,779	83,779
TOTAL PERSONNEL COSTS				-	-	83,779	83,779	83,779

TOTAL EXPENDITURES FOR FG119				-	-	83,779	83,779	83,779
-------------------------------------	--	--	--	---	---	---------------	---------------	---------------

**FG120 - PUBLIC SAFETY & COMMUNITY VIOLENCE REDUCTION
REVENUES-INTERGOVERNMENTAL**

25033003	334335	FG120	SHERIFF ARPA REVENUE	-	-	20,254	20,254	20,254
TOTAL INTERGOVERNMENTAL REVENUE				-	-	20,254	20,254	20,254

TOTAL REVENUES FOR FG118				-	-	20,254	20,254	20,254
---------------------------------	--	--	--	---	---	---------------	---------------	---------------

**EXPENDITURES
EQUIPMENT**

2503300	531600	FG120	SMALL EQUIPMENT	-	-	20,254	20,254	20,254
TOTAL PERSONNEL COSTS				-	-	20,254	20,254	20,254

TOTAL EXPENDITURES FOR FG120				-	-	20,254	20,254	20,254
-------------------------------------	--	--	--	---	---	---------------	---------------	---------------

**FG116 - EMERGENCY MANAGEMENT PERFORMANCE GRANT
REVENUES-INTERGOVERNMENTAL**

25039203	334112	FG116	PERFORMANCE PARTNERSHIP	-	-	20,693	20,693	20,693
TOTAL INTERGOVERNMENTAL REVENUE				-	-	20,693	20,693	20,693

TOTAL REVENUES FOR FG116				-	-	20,693	20,693	20,693
---------------------------------	--	--	--	---	---	---------------	---------------	---------------

**EXPENDITURES
PERSONNEL COSTS**

2503920	511000	FG116	SALARIES & WAGES	-	-	19,088	19,088	19,088
2503920	512200	FG116	FICA	-	-	1,301	1,301	1,301
2503920	512300	FG116	MEDICARE	-	-	304	304	304
TOTAL PERSONNEL COSTS				-	-	20,693	20,693	20,693

TOTAL EXPENDITURES FOR FG106				-	-	20,693	20,693	20,693
-------------------------------------	--	--	--	---	---	---------------	---------------	---------------

GRANTS FUND

250

Account Number	Account Description	FY2022 Actual	FY2023 Original Budget	FY2024 Department's Requested Budget	FY2024 Manager's Recommended Budget	FY2024 Commission Approved Budget
----------------	---------------------	---------------	------------------------	--------------------------------------	-------------------------------------	-----------------------------------

FG117 - HAZARD MITIGATION PLAN - HMA

REVENUES-INTERGOVERNMENTAL

25039203	334130	FG117	HAZARD MITIGATION GRANT PRG	-	-	34,000	34,000	34,000
TOTAL INTERGOVERNMENTAL REVENUE				-	-	34,000	34,000	34,000

TOTAL REVENUES FOR FG117				-	-	34,000	34,000	34,000
---------------------------------	--	--	--	---	---	---------------	---------------	---------------

EXPENDITURES

CONTRACTED SERVICES

2503920	521200	FG117	PROFESSIONAL SERVICES	-	-	34,000	34,000	34,000
TOTAL CONTRACTED SERVICES				-	-	34,000	34,000	34,000

TOTAL EXPENDITURES FOR FG117				-	-	34,000	34,000	34,000
-------------------------------------	--	--	--	---	---	---------------	---------------	---------------

SR094: GEORGIA DEPT. OF TRANSPORTATION - 2024 LMIG PROGRAM

REVENUES-INTERGOVERNMENTAL

25042003	334116	SR094	DEPT OF TRANSPORTATION	-	-	1,230,000	1,230,000	1,230,000
TOTAL INTERGOVERNMENTAL				-	-	1,230,000	1,230,000	1,230,000

TOTAL REVENUES FOR SR094				-	-	1,230,000	1,230,000	1,230,000
---------------------------------	--	--	--	---	---	------------------	------------------	------------------

EXPENDITURES

2504200	541000	SR094	CAPITAL - PROPERTY	-	-	1,230,000	1,230,000	1,230,000
TOTAL INTERGOVERNMENTAL EXPENSE				-	-	1,230,000	1,230,000	1,230,000

TOTAL EXPENDITURES FOR SR094				-	-	1,230,000	1,230,000	1,230,000
-------------------------------------	--	--	--	---	---	------------------	------------------	------------------

SR100: GEORGIA DEPT. OF TRANSPORTATION - 2023 OFF-SYSTEM ADDT'L LMIG

REVENUES-INTERGOVERNMENTAL

25042003	334116	SR100	DEPT OF TRANSPORTATION	-	-	125,000	125,000	125,000
TOTAL INTERGOVERNMENTAL				-	-	125,000	125,000	125,000

TOTAL REVENUES FOR SR100				-	-	125,000	125,000	125,000
---------------------------------	--	--	--	---	---	----------------	----------------	----------------

EXPENDITURES

2504200	541000	SR100	CAPITAL - PROPERTY	-	-	125,000	125,000	125,000
TOTAL CAPITAL OUTLAY				-	-	125,000	125,000	125,000

TOTAL EXPENDITURES FOR SR088				-	-	125,000	125,000	125,000
-------------------------------------	--	--	--	---	---	----------------	----------------	----------------

FG023 SENIOR CENTER: NE GA RC

REVENUES - INTERGOVERNMENTAL

25054043	331151	FG023	SENIOR CENTER-FEDERAL	68,704	125,825	148,252	148,252	148,252
25054043	331152	FG023	SENIOR CTR-FED-TRANSPORTATION	32,128	45,122	53,164	53,164	53,164
25054043	334111	FG023	SENIOR CENTER-STATE	62,227	25,900	30,516	30,516	30,516
TOTAL INTERGOVERNMENTAL REVENUE				163,058	196,847	231,932	231,932	231,932

TOTAL REVENUES FOR FG023				163,058	196,847	231,932	231,932	231,932
---------------------------------	--	--	--	----------------	----------------	----------------	----------------	----------------

GRANTS FUND

250

Account Number	Account Description	FY2022 Actual	FY2023 Original Budget	FY2024 Department's Requested Budget	FY2024 Manager's Recommended Budget	FY2024 Commission Approved Budget
----------------	---------------------	---------------	------------------------	--------------------------------------	-------------------------------------	-----------------------------------

FG023 SENIOR CENTER: NE GA RC

EXPENDITURES

PERSONNEL COSTS

2505404	511000	FG023	SALARIES & WAGES	20,794	-	-	-	-
TOTAL PERSONNEL COSTS				20,794	-	-	-	-

CONTRACTED SERVICES

2505404	521200	FG023	PROFESSIONAL SERVICES	2,500	7,750	3,500	3,500	3,500
2505404	521300	FG023	TECHNICAL SERVICES	330	535	535	535	535.00
2505404	522100	FG023	CLEANING/GARBAGE SERVICES	1,204	2,633	2,764	2,764	2,764
2505404	522200	FG023	REPAIRS AND MAINTENANCE	7,725	9,200	10,120	10,120	10,120
2505404	523200	FG023	COMMUNICATIONS	1,608	1,608	1,608	1,608	1,608
2505404	523201	FG023	POSTAGE	-	50	50	50	50
2505404	523300	FG023	ADVERTISING	281	1,900	1,900	1,900	1,900
2505404	523400	FG023	PRINTING AND BINDING	-	300	300	300	300
2505404	523450	FG023	COPIER CHARGES	1,656	1,100	1,800	1,800	1,800
2505404	523600	FG023	DUES AND FEES	625	600	600	600	600
2505404	523700	FG023	EDUCATION AND TRAINING	835	1,750	1,750	1,750	1,750
2505404	523850	FG023	CONTRACT LABOR	925	-	3,500	3,500	3,500
TOTAL CONTRACTED SERVICES				17,690	27,426	28,427	28,427	28,427

SUPPLIES

2505404	531100	FG023	GENERAL SUPPLIES & MATERIALS	9,315	11,270	22,540	22,540	22,540
2505404	531118	FG023	FLEET MAINTENANCE REPAIRS	10,349	9,720	11,178	11,178	11,178
2505404	531200	FG023	UTILITIES	14,903	15,500	17,050	17,050	17,050
2505404	531270	FG023	GASOLINE/DIESEL	10,585	16,401	18,000	18,000	18,000
2505404	531300	FG023	FOOD	78,013	113,093	130,100	130,100	130,100
2505404	531600	FG023	SMALL EQUIPMENT	1,409	3,437	4,637	4,637	4,637
TOTAL SUPPLIES				124,574	169,421	203,505	203,505	203,505
TOTAL EXPENDITURES FOR FG023				163,058	196,847	231,932	231,932	231,932

TOTAL REVENUES - ACTIVE GRANTS	163,058	196,847	2,143,431	2,143,431	2,143,431
---------------------------------------	----------------	----------------	------------------	------------------	------------------

TOTAL EXPENDITURES - ACTIVE GRANTS	163,058	196,847	2,143,431	2,143,431	2,143,431
---	----------------	----------------	------------------	------------------	------------------

CLOSED GRANTS

REVENUES - INTERGOVERNMENTL

TOTAL INTERGOVERNMENTAL FOR CLOSED GRANTS	3,350,782	1,681,879	-	-	-
--	------------------	------------------	----------	----------	----------

EXPENDITURES

TOTAL EXPENDITURES CLOSED GRANTS	3,287,611	1,681,879	-	-	-
---	------------------	------------------	----------	----------	----------

TOTAL REVENUES - GRANTS FUND	3,513,840	1,878,726	2,143,431	2,143,431	2,143,431
-------------------------------------	------------------	------------------	------------------	------------------	------------------

TOTAL EXPENDITURES - GRANTS FUND	3,450,669	1,878,726	2,143,431	2,143,431	2,143,431
---	------------------	------------------	------------------	------------------	------------------

AMERICAN RESCUE PLAN GRANT

255

FUND PROFILE

As part of the Coronavirus State and Local Fiscal Recovery Funds (SLFRF), a part of the American Rescue Plan, Barrow County received \$16,177,000 to support the response to and recovery from COVID-19 public health emergency. Under the SLFRF program, funds must be used for costs incurred on or after March 3, 2021. Further, funds must be obligated by December 31, 2024, and expended by December 31, 2026.

STAFFING PLAN

Position Title	FY2022	FY2023	FY2024
No positions in this fund	-	-	-
TOTAL POSITIONS	-	-	-

FY2024 BUDGET SUMMARY

	FY2022 ACTUAL	FY2023 BUDGET	FY2024 BUDGET
Revenue:			
Grant Revenue	1,069,674	-	-
Interest	19,891	-	-
Total Revenue	<u>1,089,565</u>	<u>-</u>	<u>-</u>
Expenditures:			
Total Grant Expenditures	<u>1,069,674</u>	<u>-</u>	<u>-</u>

Note:

Projects not completed by end of FY2023 will be rolled into the FY2024 Budget

AMERICAN RESCUE PLAN GRANT

255

REVENUES

Account Number	Account Description	FY2022 Actual	FY2023 Original Budget	FY2024 Department's Requested Budget	FY2024 Manager's Recommended Budget	FY2024 Commission Approved Budget
----------------	---------------------	---------------	------------------------	--------------------------------------	-------------------------------------	-----------------------------------

INTERGOVERNMENTAL

25500003	334328		AMERICAN RESCUE PLAN-GRANT	1,069,674	-	-	-	-
TOTAL INTERGOVERNMENTAL				1,069,674	-	-	-	-

INTEREST INCOME

25500001	361002		GA FUND 1 INTEREST REVENUE	18,943	-	-	-	-
25500003	361000		INTEREST REVENUES	948	-	-	-	-
TOTAL INTEREST INCOME				19,891	-	-	-	-

TOTAL REVENUES				1,089,565	-	-	-	-
-----------------------	--	--	--	------------------	---	---	---	---

EXPENDITURES

Account Number	Account Description	FY2022 Actual	FY2023 Original Budget	FY2024 Department's Requested Budget	FY2024 Manager's Recommended Budget	FY2024 Commission Approved Budget
----------------	---------------------	---------------	------------------------	--------------------------------------	-------------------------------------	-----------------------------------

PERSONNEL COSTS

255XXX	511XXX	RPR01	Employee Retention Pay	482,272	-	-	-	-
TOTAL PERSONNEL COSTS				482,272	-	-	-	-

CAPITAL OUTLAY

2551110	542000	RSO39	CAPITAL OUTLAY-MACH&EQUIP	8,213	-	-	-	-
2551556	541000		CAPITAL - PROPERTY	-	-	-	-	-
2553300	542000	RSO40	CAPITAL OUTLAY-MACH&EQUIP	-	-	-	-	-
2553326	541000	BL039	HVAC & AIR FILTRATION UPGRADES	35,804	-	-	-	-
2553326	541000	RBL39	HVAC & AIR FILTRATION UPGRADES	-	-	-	-	-
2553505	541000	RBL36	CAPITAL - PROPERTY	34,875	-	-	-	-
2553505	541000	RBL37	CAPITAL - PROPERTY	5,600	-	-	-	-
2553505	542000	REQ93	CAPITAL OUTLAY-MACH&EQUIP	-	-	-	-	-
2553505	542000	RSO38	CAPITAL OUTLAY-MACH&EQUIP	8,213	-	-	-	-
2554320	541000	RBL41	CAPITAL - PROPERTY	-	-	-	-	-
2554320	542000	REQ94	CAPITAL OUTLAY-MACH&EQUIP	415,727	-	-	-	-
2554320	542000	REQ95	CAPITAL OUTLAY-MACH&EQUIP	-	-	-	-	-
2554335	541000	RSS31	CAPITAL - PROPERTY	-	-	-	-	-
2554335	541000	SS031	CAPITAL - PROPERTY	25,300	-	-	-	-
2554400	541000	RWA34	CAPITAL - PROPERTY	11,087	-	-	-	-
2554400	541000	WA036	CAPITAL - PROPERTY	42,583	-	-	-	-
2554401	541000	RWA34	CAPITAL - PROPERTY	-	-	-	-	-
2554401	541000	RWA35	CAPITAL - PROPERTY	-	-	-	-	-
2554401	541000	WA036	CAPITAL - PROPERTY	-	-	-	-	-
TOTAL CAPITAL OUTLAY				587,402	-	-	-	-

TOTAL EXPENDITURES				1,069,674	-	-	-	-
---------------------------	--	--	--	------------------	---	---	---	---

FUND PROFILE

In order to authorize, under certain circumstances, a litigation bar of certain Statewide Opioid Litigation or claims for damages as a result of the Opioid Crisis on behalf of the State of Georgia, its Departments, Agencies, and Instrumentalities, any political subdivision of the State, municipal corporations, authorities, sheriffs, county and municipal officers, or any other governmental or municipal entity which has or may make a claim for damages as a result of the Opioid Crisis; and for other purposes.

A Settlement Document was enacted by the General Assembly of Georgia - Section 1; Chapter 13 of Title 10 of the Official Code of Georgia Anointed is amended by Creating a new Code Chapter which read as follows:

CHAPTER 13B; STATEWIDE OPIOID SETTLEMENT; SECTION 2. § 10-13B-1 Legislative findings and purpose

The General Assembly finds as follows:

(1) There is an opioid epidemic occurring in the United States, and Georgia has been greatly impacted; (2) Statewide coordination surrounding and managing opioid addiction and related disorders is critical to the health and safety of all Georgians; (3) Funding is needed in Georgia for, among other things, prevention and treatment of opioid addiction and related disorders; providing resources to law enforcement agencies to address the opioid crisis; increasing the number of professionals who provide treatment for opioid addiction; educating medical professionals regarding the safe and effective prescribing of, and then tapering off of, opioids; and treatment and prevention of opioid use disorder in incarcerated populations; (4) It is imperative Georgia receive the full amount of any opioid settlement, and in order to do so the State of Georgia must be able to release claims for all public bodies and instrumentalities in the State of Georgia; (5) While local governments generally have the authority to pursue and litigate claims against business and individuals to protect their own interests, in certain limited circumstances involving particular industries, the interests of the State as a whole are best served by having a unified settlement structure that benefits both the State and its local governments and brings full and complete closure to the claims that were asserted or could have been asserted and maximizes the State and local governments’ potential recovery to address this extraordinary crisis.

Barrow County agreed to be part of these class actions law suits.

Position Title	FY2022	FY2023	FY2024
No positions in this fund	-	-	-
TOTAL POSITIONS	-	-	-

FY2024 BUDGET SUMMARY

Source of Funds - Opioids Settlements

	FY2022 ACTUAL	FY2023 BUDGET	FY2024 BUDGET
Revenue:			
Intergovernmental	-	-	50,000
Interest	-	-	2,000
Use of Reserve	-	-	216,056
Total Revenue	-	-	268,056
Expenditures:			
Other	-	-	268,056
Total Expenditures	-	-	268,056

NATIONAL OPIOID SETTLEMENT FUND

257

REVENUES

Account Number	Account Description	FY2022 Actual	FY2023 Original Budget	FY2024 Department's Requested Budget	FY2024 Manager's Recommended Budget	FY2024 Commission Approved Budget
----------------	---------------------	---------------	------------------------	--------------------------------------	-------------------------------------	-----------------------------------

INTERGOVERNMENTAL

25715563	334332		OPIOID SETTLEMENT REVENUE	-	-	50,000	50,000	50,000
TOTAL INTERGOVERNMENTAL				-	-	50,000	50,000	50,000

INTEREST INCOME

25715561	361000		INTEREST REVENUES	-	-	2,000	2,000	2,000
TOTAL INTEREST INCOME				-	-	2,000	2,000	2,000

USE OF RESERVES

25715561	392103		USE OF RESERVES	-	-	216,056	216,056	216,056
TOTAL USE OF RESERVES				-	-	216,056	216,056	216,056

TOTAL REVENUES				-	-	268,056	268,056	268,056
-----------------------	--	--	--	---	---	----------------	----------------	----------------

EXPENDITURES

Account Number	Account Description	FY2022 Actual	FY2023 Original Budget	FY2024 Department's Requested Budget	FY2024 Manager's Recommended Budget	FY2024 Commission Approved Budget
----------------	---------------------	---------------	------------------------	--------------------------------------	-------------------------------------	-----------------------------------

OTHER COSTS

2571556	579000		CONTINGENCIES	-	-	268,056	268,056	268,056
TOTAL OTHER COSTS				-	-	268,056	268,056	268,056

TOTAL EXPENDITURES				-	-	268,056	268,056	268,056
---------------------------	--	--	--	---	---	----------------	----------------	----------------

FUND PROFILE

This five member constitutionally created authority encourages and promotes the expansion and development of industrial and commercial facilities in the county through its powers and authority as contained in the constitutional amendment. The county has three appointments and the City of Winder has two appointments.

STAFFING PLAN

Position Title	FY2022	FY2023	FY2024
No positions in this fund	-	-	-
TOTAL POSITIONS	-	-	-

FY2024 BUDGET SUMMARY

	FY2022 ACTUAL	FY2023 BUDGET	FY2024 BUDGET
Revenue:			
Charges for Services	25,000	1,000	1,000
Interest	372	50	50
Other Financing Sources	1,071,652	-	-
Total	<u>1,097,024</u>	<u>1,050</u>	<u>1,050</u>
Expenditures:			
Contracted Services	30	600	600
Supplies	-	450	450
Capital Outlay	277,016	-	-
Transfers Out	594,636	-	-
	<u>871,682</u>	<u>1,050</u>	<u>1,050</u>

REVENUES

Account Number	Account Description	FY2022 Actual	FY2023 Original Budget	FY2024 Department's Requested Budget	FY2024 Manager's Recommended Budget	FY2024 Commission Approved Budget
----------------	---------------------	---------------	------------------------	--------------------------------------	-------------------------------------	-----------------------------------

CHARGES FOR SERVICES

26075001	341106		FEES & CHARGES	25,000	1,000	1,000	1,000	1,000
TOTAL CHARGES FOR SERVICES				25,000	1,000	1,000	1,000	1,000

INTEREST INCOME

26075001	361000		INTEREST REVENUES	372	50	50	50	50
TOTAL INTEREST INCOME				372	50	50	50	50

OTHER FINANCING SOURCES

26075001	391303		TRANSFER IN - SPECIAL PROGRAMS	277,016	-	-	-	-
26075001	392100		SALE OF FIXED ASSETS	794,636	-	-	-	-
TOTAL OTHER FINANCING SOURCES				1,071,652	-	-	-	-

TOTAL REVENUES				1,097,024	1,050	1,050	1,050	1,050
-----------------------	--	--	--	------------------	--------------	--------------	--------------	--------------

EXPENDITURES

Account Number	Account Description	FY2022 Actual	FY2023 Original Budget	FY2024 Department's Requested Budget	FY2024 Manager's Recommended Budget	FY2024 Commission Approved Budget
----------------	---------------------	---------------	------------------------	--------------------------------------	-------------------------------------	-----------------------------------

CONTRACTED SERVICES

2607500	521200		PROFESSIONAL SERVICES	-	500	500	500	500
2607500	523300		ADVERTISING	-	50	50	50	50
2607500	523600		DUES AND FEES	30	50	50	50	50
TOTAL CONTRACTED SERVICES				30	600	600	600	600

SUPPLIES

2607500	531200		UTILITIES	-	450	450	450	450
TOTAL SUPPLIES				-	450	450	450	450

CAPITAL OUTLAY

2607500	541000	IBA02	CAPITAL - PROPERTY	277,016	-	-	-	-
TOTAL CAPITAL OUTLAY				277,016	-	-	-	-

OTHER FINANCING USES

2607500	61001		TRANSFER OUT SPECIAL PROGRAM	594,636	-	-	-	-
TOTAL SUPPLIES				594,636	-	-	-	-

TOTAL EXPENDITURES				871,682	1,050	1,050	1,050	1,050
---------------------------	--	--	--	----------------	--------------	--------------	--------------	--------------

FUND PROFILE

This seven member statutorily created joint development authority develops and promotes trade, commerce, industry, and employment opportunities for the citizens of the county in accordance with the Georgia Development Authorities Law, O.C.G.A. 36-62-1. The county has four appointments and the City of Winder has three appointments

STAFFING PLAN

Position Title	FY2022	FY2023	FY2024
No positions in this fund	-	-	-
TOTAL POSITIONS	-	-	-

FY2024 BUDGET SUMMARY

	FY2022 ACTUAL	FY2023 BUDGET	FY2024 BUDGET
Revenue:			
Charges for Services	-	1,000	1,000
Interest	9	50	50
Total Revenue	<u>9</u>	<u>1,050</u>	<u>1,050</u>
Expenditures:			
Contracted Services	-	1,000	1,000
Supplies	36	50	50
Total Expenditures	<u>36</u>	<u>1,050</u>	<u>1,050</u>

JOINT DEVELOPMENT AUTHORITY

265

REVENUES

Account Number	Account Description	FY2022 Actual	FY2023 Original Budget	FY2024 Department's Requested Budget	FY2024 Manager's Recommended Budget	FY2024 Commission Approved Budget
----------------	---------------------	---------------	------------------------	--------------------------------------	-------------------------------------	-----------------------------------

CHARGES FOR SERVICES

26575501	341106		FEES & CHARGES	-	1,000	1,000	1,000	1,000
TOTAL CHARGES FOR SERVICES				-	1,000	1,000	1,000	1,000

INTEREST INCOME

26575501	361000		INTEREST REVENUES	9	50	50	50	50
TOTAL INTEREST INCOME				9	50	50	50	50

TOTAL REVENUES				9	1,050	1,050	1,050	1,050
-----------------------	--	--	--	----------	--------------	--------------	--------------	--------------

EXPENDITURES

Account Number	Account Description	FY2022 Actual	FY2023 Original Budget	FY2024 Department's Requested Budget	FY2024 Manager's Recommended Budget	FY2024 Commission Approved Budget
----------------	---------------------	---------------	------------------------	--------------------------------------	-------------------------------------	-----------------------------------

CONTRACTED SERVICES

2657550	521200		PROFESSIONAL SERVICES	-	750	750	750	750
2657550	523300		ADVERTISING	-	250	250	250	250
TOTAL CONTRACTED SERVICES				-	1,000	1,000	1,000	1,000

SUPPLIES

2657550	531200		UTILITIES	36	50	50	50	50
TOTAL SUPPLIES				36	50	50	50	50

TOTAL EXPENDITURES				36	1,050	1,050	1,050	1,050
---------------------------	--	--	--	-----------	--------------	--------------	--------------	--------------

FUND PROFILE

It was determined by the Board of Commissioners of Barrow County, and the Town Council of the Town of Braselton, that there is a need to develop and promote trade, commerce, industry, and employment opportunities for the public good and the general welfare. It was also determined by the two parties that the financing of projects as provided by the Development Authorities Law (O.C.G.A. Section 36-62-1, et seq.) is necessary to develop and promote trade, commerce, industry, and employment opportunities for the public good and the general welfare; and it was also determined by the County Board of Commissioners and Braselton Town Council that it is in the public interest and is vital to the public welfare to create and activate a Joint Development Authority for Barrow County and the Town of Braselton.

The Economic Development Department is responsible for the recruitment of new industries and existing industry expansions; manages the local development authorities and the incentive process; responds to state and site selector requests for information (RFI); promotes the county's 270 acre industrial park, known as Park 53, as well as many other industrial sites within the county.

The department also promotes the county to investors, developers, brokers and construction firms; works closely with the Barrow Chamber of Commerce, the Metro Atlanta Chamber of Commerce, the Georgia Economic Developers Association, the Southern Association of Economic Development, the International Economic Development Council, the Georgia Innovation Crescent Regional Board, the Innovation Corridor Joint Development Authority, and the Northeast Georgia Joint Development Authority.

The department serves as the liaison between local businesses and workforce partners.

The department also promotes the County through various social media platforms to economic development stakeholders and community members; and serves on the Chamber Workforce Development Committee, Adult Literacy Barrow and the Employ Barrow Coalition.

STAFFING PLAN

Position Title	FY 2022	FY 2023	FY 2024
Full-Time:			
Administrator	-	-	1
Part-Time:			
Director	-	-	-
TOTAL POSITIONS	-	-	1

FY2024 BUDGET SUMMARY

	FY2022 ACTUAL	FY2023 BUDGET	FY2024 BUDGET
Revenue:			
Use of Reserve	-	9,000	7,705
Transfers In from the General Fund	10,000	-	194,710
Total Revenue	<u>10,000</u>	<u>9,000</u>	<u>202,415</u>
Expenditures:			
Personnel Services	-	-	134,355
Contracted Services	210	9,000	65,560
Supplies	-	-	2,500
Total Expenditures	<u>210</u>	<u>9,000</u>	<u>202,415</u>

REVENUES

Account Number	Account Description	FY2022 Actual	FY2023 Original Budget	FY2024 Department's Requested Budget	FY2024 Manager's Recommended Budget	FY2024 Commission Approved Budget
----------------	---------------------	---------------	------------------------	--------------------------------------	-------------------------------------	-----------------------------------

USE OF RESERVES

26775551	392103	USE OF RESERVES	-	9,000	7,705	7,705	7,705
TOTAL USE OF RESERVES			-	9,000	7,705	7,705	7,705

TRANSFERS IN

26775551	391217	TRANSFER IN GENERAL FUND	10,000	-	-	-	194,710
TOTAL USE OF RESERVES			10,000	-	-	-	194,710

TOTAL REVENUES			10,000	9,000	7,705	7,705	202,415
-----------------------	--	--	---------------	--------------	--------------	--------------	----------------

EXPENDITURES

Account Number	Account Description	FY2022 Actual	FY2023 Original Budget	FY2024 Department's Requested Budget	FY2024 Manager's Recommended Budget	FY2024 Commission Approved Budget
----------------	---------------------	---------------	------------------------	--------------------------------------	-------------------------------------	-----------------------------------

PERSONNEL COSTS

2677515	511000	SALARIES & WAGES	-	-	-	-	100,000
2677515	511310	AUTOMOBILE ALLOWANCE	-	-	-	-	6,000
2677515	512100	GROUP INSURANCE	-	-	-	-	9,046
2677515	512200	FICA	-	-	-	-	6,572
2677515	512300	MEDICARE	-	-	-	-	1,537
2677515	512440	401A EXPENSE	-	-	-	-	11,200
TOTAL PERSONNEL COSTS			-	-	-	-	134,355

CONTRACTED SERVICES

2677555	521200	PROFESSIONAL SERVICES	210	9,000	7,705	7,705	7,705
2677515	521210	PROF SVCS-COUNTY ATTORNEY	-	-	-	-	7,000
2677515	521215	PROF SVCS-LEGAL	-	-	-	-	1,000
2677515	521216	PROF SVCS-ENGINEERING	-	-	-	-	30,000
2677515	521217	PROF SVCS-MARKETING	-	-	-	-	4,500
2677515	523200	COMMUNICATIONS	-	-	-	-	760
2677515	523201	POSTAGE	-	-	-	-	50
2677515	523300	ADVERTISING	-	-	-	-	500
2677515	523450	COPIER CHARGES	-	-	-	-	150
2677515	523500	TRAVEL	-	-	-	-	4,500
2677515	523600	DUES AND FEES	-	-	-	-	6,195
2677515	523700	EDUCATION AND TRAINING	-	-	-	-	3,200
TOTAL CONTRACTED SERVICES			210	9,000	7,705	7,705	65,560

SUPPLIES

2677515	531100	GENERAL SUPPLIES & MATERIALS	-	-	-	-	2,500
TOTAL SUPPLIES			-	-	-	-	2,500

TOTAL EXPENDITURES			210	9,000	7,705	7,705	202,415
---------------------------	--	--	------------	--------------	--------------	--------------	----------------

DEPARTMENT PROFILE

The Fire Rescue Division is responsible for providing an all hazard approach to community risk reduction for unincorporated Barrow County to include the municipalities of City of Auburn, City of Statham, Town of Braselton, Town of Bethlehem, and the Town of Carl. As such Barrow County Emergency Services Fire Rescue Division is responsible for all fire suppression, medical first response, response to motor vehicle accidents, and all other emergency responses within these areas. Within the Fire Rescue Division is the Fire and Life Safety section which is responsible for community risk reduction, plan reviews, inspections, code enforcements, and fire investigations.

The Fire Rescue Division utilizes the Office of Professional Staff Development who is responsible for providing learning opportunities to staff of all divisions to ensure a highly trained and qualified workforce. The Fires Rescue Division also utilizes the Office Services Support Staff for the coordination of the essential administrative functions.

The Fire Rescue Division operates six strategically placed fire stations that include 4 Rescue Pumpers, 3 Reserve Pumpers, 2 Quints, 1 Reserve Ladder Truck, 2 Service Trucks, 1 multi-purpose vehicle (Squad), Type III Hazardous Materials Response, and Command & Support Apparatus. The Fire Rescue Division places emphasis on community risk reduction through fire and life safety education to Barrow County citizens through schools, civic organizations, station tours, and other venues.

The purpose of the county's fire tax district serves as a method to improve upon the community risk reduction by improvements of the Insurance Services Organization rating schedule under the Public Protection Classification. As of July 1, 2019 Barrow County Emergency Services has an ISO Public Protection Classification of 3/3X.

STAFFING PLAN

Position Title	FY 2022	FY 2023	FY 2024
Full Time:			
Chief of Emergency Services	1	1	1
Deputy Chief of Emergency Services	1	1	1
Office Services Coordinator	1	1	1
Battalion Chief	3	3	3
Captain	5	5	5
Lieutenant	18	18	18
Lieutenant Fire Prevention	-	1	1
Lieutenant Training	-	1	1
Sgt.	13	12	18
Firefighter/EMT	30	33	27
Firefighter	12	-	-
Part Time:			
Firefighter/EMT or Paramedic	3	6	6
Part-Time Fire Inspector	1	1	1
TOTAL POSITIONS	88	83	83

FY2024 BUDGET SUMMARY

	FY2022 ACTUAL	FY2023 BUDGET	FY2024 BUDGET
Revenue Source:			
Millage Rate	2,940	2,940	2,940
Taxes	6,847,838	8,215,676	10,160,994
Intergovernmental	-	-	-
Charges for Services	43,953	-	-
Interest	4,691	2,500	70,500
Sale of Capital Assets	1,700	-	-
Total Revenue	6,898,182	8,218,176	10,231,494
Expenditures			
Personnel Services	5,775,922	6,886,599	7,020,134
Contracted Services	300,268	300,426	467,656
Supplies	404,343	322,135	511,347
Capital Outlay	50,362	-	228,525
Indirect Cost	13,510	41,665	91,034
Other	-	667,351	1,912,798
Total	6,544,404	8,218,176	10,231,494

FIRE FUND

270

Account Number	Account Description	FY2022 Actual	FY2023 Original Budget	FY2024 Department's Requested Budget	FY2024 Manager's Recommended Budget	FY2024 Commission Approved Budget
----------------	---------------------	---------------	------------------------	--------------------------------------	-------------------------------------	-----------------------------------

REVENUES

TAXES

27000001	311310	MOTOR VEHICLE TAX	127,774	70,000	86,575	86,575	86,575
27000001	311350	RAILROAD EQUIPMENT TAX	66,839	3,001	3,712	3,712	3,712
27000001	317100	FIRE TAX-UNINCORPORATED	5,147,774	5,500,000	6,802,296	6,802,296	6,802,296
27000001	317101	FIRE TAX-INCORPORATED	1,505,452	2,642,675	3,268,411	3,268,411	3,268,411
TOTAL TAXES REVENUE			6,847,838	8,215,676	10,160,994	10,160,994	10,160,994

CHARGES FOR SERVICES

27035052	341389	CERTIFICATE OF OCCUPANCY	31,250	-	-	-	-
27035052	341391	PLAN REVIEW FEES	12,215	-	-	-	-
27035052	341450	FIRE REPORTS/ BLUE SIGN FEES	488	-	-	-	-
TOTAL CHARGES FOR SERVICES			43,953	-	-	-	-

INTEREST INCOME

27000001	361002	GA FUND 1 INTEREST REVENUE	4,383	2,000	70,000	70,000	70,000
27000001	361003	INVESTMENT ACCT CS&B INTEREST	308	500	500	500	500
TOTAL INTEREST INCOME			4,691	2,500	70,500	70,500	70,500

TRANSFERS IN

27000001	392100	SALE OF FIXED ASSETS	1,700	-	-	-	-
TOTAL TRANSFERS IN			1,700	-	-	-	-

TOTAL REVENUES			6,898,182	8,218,176	10,231,494	10,231,494	10,231,494
-----------------------	--	--	------------------	------------------	-------------------	-------------------	-------------------

EXPENDITURES

PERSONNEL COSTS

2703505	511000	SALARIES & WAGES	3,251,211	3,999,890	4,027,012	4,349,469	4,349,469
2703505	511001	PROMOTIONAL SALARY ADJUSTMENT	-	-	125,457	-	-
2703505	511003	SALARIES & WAGES PART TIME	43,896	202,510	202,510	202,210	202,210
2703505	511300	SALARIES - OVERTIME	720,515	25,000	25,000	25,000	25,000
2703505	511301	SALARIES-BUILT-IN OVERTIME	-	303,921	246,601	331,818	331,818
2703505	512100	GROUP INSURANCE	819,702	1,382,217	1,700,175	1,118,663	1,118,663
2703505	512101	FIREFIGHTER'S CANCER BENEFIT	11,928	19,200	19,200	19,200	19,200
2703505	512200	FICA	235,105	280,942	286,849	304,327	304,327
2703505	512300	MEDICARE	54,984	65,705	67,087	71,174	71,174
2703505	512400	RETIREMENT CONTRIBUTIONS	461,216	440,187	440,187	440,187	440,187
2703505	512440	401A EXPENSE	59,189	55,000	58,764	58,764	58,764
2703505	512700	WORKERS COMPENSATION	118,177	112,027	112,027	99,322	99,322
TOTAL PERSONNEL COSTS			5,775,922	6,886,599	7,310,869	7,020,134	7,020,134

FIRE FUND

Account Number	Account Description	FY2022 Actual	FY2023 Original Budget	FY2024 Department's Requested Budget	FY2024 Manager's Recommended Budget
----------------	---------------------	---------------	------------------------	--------------------------------------	-------------------------------------

CONTRACTED SERVICES

2703505	521200		PROFESSIONAL SERVICES	8,675	8,500	33,540	33,540
2703505	521201		PROFESSIONAL SERVICES- IT	11,173	12,000	12,000	12,000
2703505	521210		PROF SVCS-COUNTY ATTORNEY	11,021	15,000	15,000	15,000
2703505	522100		CLEANING/GARBAGE SERVICES	9,517	9,400	12,600	12,600
2703505	522200		REPAIRS AND MAINTENANCE	26,285	48,346	59,475	59,475
2703505	522202		STATION MAINTENANCE	-	2,000	2,000	2,000
2703505	523100		INSURANCE	106,062	115,978	137,166	183,670
2703505	523200		COMMUNICATIONS	11,740	12,525	12,525	12,525
2703505	523201		POSTAGE	75	300	300	300
2703505	523300		ADVERTISING	260	360	1,280	1,280
2703505	523400		PRINTING AND BINDING	418	450	450	450
2703505	523450		COPIER CHARGES	557	941	2,500	2,500
2703505	523500		TRAVEL	12,790	9,060	39,070	39,070
2703505	523600		DUES AND FEES	43,524	30,076	45,276	45,276
2703505	523700		EDUCATION AND TRAINING	58,171	35,490	47,970	47,970
TOTAL CONTRACTED SERVICES				300,268	300,426	421,152	467,656

SUPPLIES

2703505	531100		GENERAL SUPPLIES & MATERIALS	28,298	24,500	30,700	30,700
2703505	531101		MEDICAL SUPPLIES & MATERIALS	955	13,500	20,000	20,000
2703505	531118		FLEET MAINTENANCE REPAIRS	73,014	87,020	101,855	101,855
2703505	531150		UNIFORMS	35,381	47,160	51,860	51,860
2703505	531152		PERSONAL PROTECTIVE EQUIPMENT	45,602	3,260	4,260	84,260
2703505	531200		UTILITIES	76,280	50,000	49,627	49,627
2703505	531270		GASOLINE/DIESEL	94,298	70,000	124,000	124,000
2703505	531400		BOOKS AND PERIODICALS	1,868	2,495	4,000	4,000
2703505	531600		SMALL EQUIPMENT	48,647	24,200	45,045	45,045
TOTAL SUPPLIES				404,343	322,135	431,347	511,347

CAPITAL OUTLAY

2703505	541000	BL035	CAPITAL - PROPERTY	14,442	-	-	-
2703505	542000	SO020	CAPITAL OUTLAY-MACH&EQUIP	35,920	-	-	-
2703505	542000	VH072	CAPITAL OUTLAY-MACH&EQUIP	-	-	228,525	-
TOTAL CAPITAL OUTLAY				50,362	-	228,525	-

INTERFUND/INTERDEPARTMENT

2703505	551100	RS001	INDIRECT COST ALLOCATION	13,510	41,665	60,157	53,977
2703505	551103		INDIRECT COST ALLOC-HR	-	-	10,534	10,534
2703505	551104		INDIRECT COST ALLOCATION- FIN	-	-	23,041	23,041
2703505	551105		INDIRECT COST ALLOCATION- CM	-	-	2,073	2,073
2703505	551106		INDIRECT COST ALLOCATION- OM	-	-	1,409	1,409
TOTAL OTHER FINANCING USES				13,510	41,665	97,214	91,034

OTHER COSTS

2703505	579000		CONTINGENCIES	-	73,000	781,399	1,009,924
2703505	579001		RESERVE FUNDING	-	594,351	1,131,399	1,131,399
TOTAL OTHER COSTS				-	667,351	1,912,798	2,141,323

TOTAL EXPENDITURES FOR FIRE FUND				6,544,404	8,218,176	10,401,905	10,231,494
---	--	--	--	------------------	------------------	-------------------	-------------------

700 MHTZ RADIO SYSTEM MAINTENANCE FUND

272

FUND PROFILE

The County owns a 700 MHz P25 Phase II Public Safety and Public Services Radio System that provides radio communications service coverage to areas within the boundaries of Barrow County. The Radio System provides two-way communication infrastructure for portable, mobile and control station radio equipment.

The System is funded in accordance with the Intergovernmental Agreement for the Provision of 700 MHz P25 Phase II Radio System Access for Public Safety and Public Service Radio Communication and use of Certain Radio Equipment executed in October 2015.

STAFFING PLAN

Position Title	FY2022	FY2023	FY2024
No positions in this fund	-	-	-
TOTAL POSITIONS	-	-	-

FY2024 BUDGET SUMMARY

	FY2022 ACTUAL	FY2023 BUDGET	FY2024 BUDGET
Revenue:			
Charges for Services	82,520	143,120	149,573
Indirect Cost Allocation	249,870	325,913	318,005
Interest	17	-	-
Transfer from the General Fund	149,646	-	50,085
Total Revenue	<u>482,054</u>	<u>469,033</u>	<u>517,663</u>
Expenditures:			
Contracted Services	436,067	441,333	489,963
Supplies	19,188	27,700	27,700
Total Expenditures	<u>455,255</u>	<u>469,033</u>	<u>517,663</u>

700 MHTZ RADIO SYSTEM MAINTENANCE FUND

272

Account Number	Account Description	FY2022 Actual	FY2023 Original Budget	FY2024 Department's Requested Budget	FY2024 Manager's Recommended Budget	FY2024 Commission Approved Budget
----------------	---------------------	---------------	------------------------	--------------------------------------	-------------------------------------	-----------------------------------

RS001 - 700 MHTZ RADIO SYSTEM MAINTENANCE

REVENUES

INTEREST INCOME

27200001	361000		INTEREST REVENUES	17	-	-	-	-
TOTAL INTEREST INCOME				17	-	-	-	-

CHARGES FOR SERVICES

27236602	341107	RS001	PAYMENTS FROM CITY OF WINDER	66,361	107,525	107,525	94,296	94,296
27236602	341108	RS001	PAYMENTS FROM CITY OF AUBURN	12,510	26,696	26,696	24,062	24,062
27236602	341109	RS001	PAYMENTS FROM CITY OF STATHAM	3,649	8,899	8,899	11,055	11,055
27236602	341110	RS001	PAYMENTS FROM NE GA MED	-	-	48,630	20,160	20,160
TOTAL CHARGES FOR SERVICES				82,520	143,120	191,750	149,573	149,573

INTERFUND/INTERDEPARTMENT

27236602	341703	RS001	INDIRECT COST ALLOCATIONS-GF	215,322	256,748	256,748	238,015	238,015
27236602	341705	RS001	INDIRECT COST ALLOCATIONS-FIRE	13,510	41,665	41,665	53,977	53,977
27236602	341706	RS001	INDIRECT COST ALLOCATIONS-E911	21,038	27,500	27,500	26,013	26,013
TOTAL INTERFUND/INTERDEPARTMENT				249,870	325,913	325,913	318,005	318,005

OTHER FINANCING SOURCES

27236601	391217	RS001	TRANSFER IN GENERAL FUND	149,646	-	-	50,085	50,085
TOTAL OTHER FINANCING SOURCES				149,646	-	-	50,085	50,085

TOTAL REVENUE FOR RS001				482,054	469,033	517,663	517,663	517,663
--------------------------------	--	--	--	----------------	----------------	----------------	----------------	----------------

EXPENDITURES

CONTRACTED SERVICES

2723660	521200		PROFESSIONAL SERVICES	7,495	-	37,661	37,661	37,661
2723660	521210		PROF SVCS-COUNTY ATTORNEY	-	2,000	2,000	2,000	2,000
2723660	522200	RS001	REPAIRS AND MAINTENANCE	428,572	439,333	450,302	450,302	450,302
TOTAL CONTRACTED SERVICES				436,067	441,333	489,963	489,963	489,963

SUPPLIES

2723660	531200	RS001	UTILITIES	17,889	25,200	25,200	25,200	25,200
2723660	531270	RS001	GASOLINE/DIESEL	1,299	2,500	2,500	2,500	2,500
TOTAL SUPPLIES				19,188	27,700	27,700	27,700	27,700

TOTAL EXPENDITURES FOR RS001				455,255	469,033	517,663	517,663	517,663
-------------------------------------	--	--	--	----------------	----------------	----------------	----------------	----------------

SUBDIVISION STREET LIGHTS

275

FUND PROFILE

Street Lighting Special Revenue Fund Profile

In 2005, the Barrow County Board of Commissioners established the creation of an unincorporated area-only residential subdivision street lighting program through Barrow County Unified Development Code Section 89-1185. The various provisions of this code section establishes street lighting districts within specific approved residential subdivisions.

The Barrow County Tax Commissioner is authorized to collect the revenue necessary for the operational maintenance of the street lights through a special assessment line on the property tax bill for those properties located within approved street lighting districts. In order to separate these funds and associated expenses from the General Fund, all revenues collected and expenses incurred are properly accounted for within the Street Lighting Special Revenue Fund.

STAFFING PLAN

Position Title	FY2022	FY2023	FY2024
No positions in this fund	-	-	-
TOTAL POSITIONS	-	-	-

FY2024 BUDGET SUMMARY

	FY2022 ACTUAL	FY2023 BUDGET	FY2024 BUDGET
Revenue:			
Charges for Services	699,919	744,355	790,553
Interest	331	600	600
Other	-	100	100
Total Revenue	<u>700,250</u>	<u>745,055</u>	<u>791,253</u>
Expenditures:			
Contracted Services	1,611	-	-
Supplies	<u>650,107</u>	<u>745,055</u>	<u>791,253</u>
Total Expenditures	<u>651,717</u>	<u>745,055</u>	<u>791,253</u>

SUBDIVISION STREET LIGHTS

275

Account Number	Account Description	FY2022 Actual	FY2023 Original Budget	FY2024 Department's Requested Budget	FY2024 Manager's Recommended Budget	FY2024 Commission Approved Budget
----------------	---------------------	---------------	------------------------	--------------------------------------	-------------------------------------	-----------------------------------

REVENUES

CHARGES FOR SERVICES

27541002	343201	SUBDIVISION STREET LIGHTS	699,919	744,355	744,355	790,553	790,553
TOTAL CHARGES FOR SERVICES			699,919	744,355	744,355	790,553	790,553

INTEREST INCOME

27541001	361000	INTEREST REVENUES	331	600	600	600	600
TOTAL INTEREST INCOME			331	600	600	600	600

MISCELLANEOUS REVENUE

27500001	389004	MISCELLANOUS REVENUE	-	100	100	100	100
TOTAL MISCELLANEOUS REVENUE			-	100	100	100	100
TOTAL REVENUE FOR SUBDIVISION STREET LIGHTS			700,250	745,055	745,055	791,253	791,253

EXPENDITURES

CONTRACTED SERVICES

2754100	521210	PROF SVCS - COUNTY ATTORNEY	1,611	-	-	-	-
TOTAL CONTRACTED SERVICES			1,611	-	-	-	-

SUPPLIES

2754100	531232	SUBDIVISION STREET LIGHTS	650,107	745,055	745,055	791,253	791,253
TOTAL SUPPLIES			650,107	745,055	745,055	791,253	791,253
TOTAL EXPENDITURES FOR SUBDIVISION STREET LIGHTS			651,717	745,055	745,055	791,253	791,253



BARROW COUNTY
Georgia



BARROW COUNTY

Georgia

CAPITAL PROJECT FUNDS

Capital Project Funds are used to account for financial resources that are used for the acquisition or construction of major capital facilities other than those financed by other funds. The county has four (4) Capital Project Funds as listed below.

General Capital Project Fund (305)

Economic Development Improvement Capital Projects Fund (312)

SPLOST 2005 Fund (320)

SPLOST 2012 Fund (325)

SPLOST 2018 Fund (330)

SPLOST 2022 Fund (335)

SUMMARY OF CAPITAL PROJECTS FUNDS

SUMMARY OF REVENUES

Account Description	FY2022 Actual	FY2023 Original Budget	FY2024 Manager's Recommended Budget	FY2024 Commission Approved Budget	% Change From FY2021-22 Budget
General Capital Project Fund (305)	3,851,395	3,054,822	3,959,433	3,959,433	29.61%
Economic Development Improvement Capital Project (312)	1	2,510	2,510	2,510	0.00%
SPLOST 2005 Fund (320)	43	40,550	50,907	50,907	25.54%
SPLOST 2012 Fund (325)	1,147	10,500	10,500	10,500	0.00%
SPLOST 2018 Fund (330)	18,564,980	8,646,669	1,527,542	981,067	-88.65%
SPLOST 2022 Fund (335)	-	17,764,890	18,903,000	18,903,000	6.41%
TOTAL REVENUES	22,417,566	29,519,941	24,453,892	23,907,417	-19.01%

SUMMARY OF EXPENDITURES

Account Description	FY2022 Actual	FY2023 Original Budget	FY2024 Manager's Recommended Budget	FY2024 Commission Approved Budget	% Change From FY2021-22 Budget
General Capital Project Fund (305)	2,108,552	3,054,822	3,959,433	3,959,433	29.61%
Economic Development Improvement Capital Project (312)	-	2,510	2,510	2,510	0.00%
SPLOST 2005 Fund (320)	-	40,550	50,907	50,907	25.54%
SPLOST 2012 Fund (325)	8,862	10,500	10,500	10,500	0.00%
SPLOST 2018 Fund (330)	10,568,068	8,646,669	1,527,542	981,067	-88.65%
SPLOST 2022 Fund (335)	-	17,764,890	18,903,000	18,903,000	6.41%
TOTAL EXPENDITURES	12,685,482	29,519,941	24,453,892	23,907,417	-19.01%

FUND PROFILE

This fund, created in October 2013, is used to account for the proceeds of up to 1 mil of property taxes and other revenue to fund needed capital projects.

STAFFING PLAN

Position Title	FY 2022	FY 2023	FY 2024
No positions in this fund	-	-	-
TOTAL POSITIONS	-	-	-

FY2024 BUDGET SUMMARY

Funding Source: General Fund

	FY2022 ACTUAL	FY2023 BUDGET	FY2024 BUDGET
Revenue:			
Transfers in from Total Grant Revenue	3,851,395	3,054,822	2,079,606
Use of Reserve	-	-	1,879,827
Total Revenue	<u>3,851,395</u>	<u>3,054,822</u>	<u>3,959,433</u>
Expenditures:			
Capital Outlay	<u>2,108,552</u>	<u>3,054,822</u>	<u>3,959,433</u>
Total Expenditures	<u>2,108,552</u>	<u>3,054,822</u>	<u>3,959,433</u>

GENERAL CAPITAL PROJECT FUND

305

REVENUES

Account Number	Account Description	FY2022 Actual	FY2023 Original Budget	FY2024 Department's Requested Budget	FY2024 Manager's Recommended Budget	FY2024 Commission Approved Budget
----------------	---------------------	---------------	------------------------	--------------------------------------	-------------------------------------	-----------------------------------

TRANSFERS IN

30590001	391200		TRANSFER IN FROM GENERAL FUND	3,851,395	3,054,822	5,541,500	2,079,606	2,079,606
TOTAL TRANSFERS IN				3,851,395	3,054,822	5,541,500	2,079,606	2,079,606

USE OF RESERVES

30500011	392103		USE OF RESERVES	-	-	-	1,879,827	1,879,827
TOTAL USE OF RESERVES				-	-	-	1,879,827	1,879,827

TOTAL REVENUES				3,851,395	3,054,822	5,541,500	3,959,433	3,959,433
-----------------------	--	--	--	------------------	------------------	------------------	------------------	------------------

EXPENDITURES

Account Number	Account Description	FY2022 Actual	FY2023 Original Budget	FY2024 Department's Requested Budget	FY2024 Manager's Recommended Budget	FY2024 Commission Approved Budget
----------------	---------------------	---------------	------------------------	--------------------------------------	-------------------------------------	-----------------------------------

CAPITAL OUTLAY

BUILDINGS & GROUNDS

3051565	541000	BL028	REMODEL SPACE/SAFETY - TAX ASSESSO	6,155	-	-	-	-
3051565	542000	BL042	CID/S.O. - HVAC UPGRADE	-	60,000	-	-	-
3051565	541000	BL043	KITCHEN RENOVATION - COOP. EXT	-	35,000	-	-	-
3051565	541000	BL044	WORK RELEASE REMODEL	-	350,000	-	-	-
3051565	541000	BL052	UPGRADE HVAC UNITS AT THE SR CNTR	-	-	70,000	70,000	70,000
TOTAL FOR BUILDINGS & GROUNDS				6,155	445,000	70,000	70,000	70,000

SHERIFF'S OFFICE

3053300	542000	CS030	COMPUTER UPGRADES	-	-	75,000	75,000	75,000
3053300	542000	VH013	VEHICLES - SHERIFF	438,352	-	-	-	-
TOTAL FOR SHERIFF'S OFFICE				438,352	-	75,000	75,000	75,000

GENERAL CAPITAL PROJECT FUND

305

EXPENDITURES

Account Number	Account Description			FY2022 Actual	FY2023 Original Budget	FY2024 Department's Requested Budget	FY2024 Manager's Recommended Budget	FY2024 Commission Approved Budget
----------------	---------------------	--	--	---------------	------------------------	--------------------------------------	-------------------------------------	-----------------------------------

EMERGENCY TELEPHONE SYSTEM FUND

3053800	541000	BL024	FACILITY UPGRADE & MAINT. - E911	26,606	-	-	-	-
3053800	541000	BL047	FACILITY SECURITY & PERIMETER	-	80,000	-	-	-
3053800	542000	SO020	UPGRADE CAD/RECORDS MGMT HARDWARE	16,286	-	-	-	-
TOTAL FOR EMERGENCY TELEPHONE SYSTEM FUND				42,891	80,000	-	-	-

ANIMAL CONTROL

3053910	542000	EQ004	KENNEL CAGES	-	-	15,000	15,000	15,000
TOTAL FOR ANIMAL CONTROL				-	-	15,000	15,000	15,000

TRANSPORTATION

3054101	542000	VH048	PICKUP TRUCK WITH INSTRUMENTATION	36,091	-	-	-	-
TOTAL FOR TRANSPORTATION				36,091	-	-	-	-

ROADS & BRIDGES

3054200	541000	BL045	FLEET SHOP RENOVATION	-	125,000	-	-	-
3054200	541000	SL033	FIRE TOWER ACCESS ROAD	81,538	-	-	-	-
3054200	541000	SR074	DIRT ROAD MAINTENANCE	1,492,257	-	-	-	-
3054200	541000	SR083	SR81 & TOM MILLER RD IMPROVEMENT	-	-	500,000	386,933	386,933
3054200	541000	SR087	2023 LMIG PROGRAM	-	339,000	-	-	-
3054200	541000	SR088	2023 OFF-SYSTEM ADD'L LMIG	-	37,500	-	-	-
3054200	541000	SR089	2023 ROAD IMPROV. NON-LMIG	-	149,322	-	-	-
3054200	541000	SR090	TRAFFIC LINE RE-STRIPING & SIG	-	100,000	-	-	-
3054200	541000	SR092	CEDAR CREEK & SR 211 REALIGN.	-	1,250,000	-	-	-
3054200	541000	SR093	COUNTYLINE/AUBURN RD BRIDGE RE	-	250,000	-	-	-
3054200	541000	SR094	2024 LMIG PROGRAM	-	-	369,000	-	-
3054200	541000	SR095	FY2024 ANNUAL R&B IMPR PRG	-	-	1,800,000	1,800,000	1,800,000
3054200	541000	SR096	INTERSECTION IMP AT TM AND HM RD	-	-	500,000	-	-
3054200	541000	SR097	TRAFFIC LINE RE-STRIPING AND SIGNS	-	-	100,000	-	-
3054200	541000	SR098	DIRT ROAD PAVING- THURMOND CIRCLE	-	-	300,000	-	-
3054200	541000	SR099	SAFETY IMPR- INSTALL RUMBLE STRIP	-	-	200,000	-	-
3054200	541000	SR100	OFF SYSTEM ADDITIONAL LMIG FY24	-	-	37,500	37,500	37,500
3054200	541000	SR101	COUNTYLINE AUBURN BRIDGE CONSTRUCTIO	-	-	1,500,000	1,500,000	1,500,000
3054200	542000	VH074	F-150 CREW CAB 4X4	-	-	50,000	50,000	50,000
TOTAL FOR ROADS & BRIDGES				1,573,795	2,250,822	5,356,500	3,774,433	3,774,433

SENIOR CENTER

3055404	541000	BL046	RESTROOM RENOVATION	-	24,000	-	-	-
3055404	542000	VH009	MINI-VAN	-	35,000	-	-	-
TOTAL FOR SENIOR CENTER				-	59,000	-	-	-

PARKS, RECREATION, & LEISURE SERVICES

3056100	541000	SL034	VLPE-DOG PARK/TENNIS FACILITY	5,268	-	-	-	-
3056100	541000	SL039	GYM FLOOR REPLACEMENT	6,000	-	-	-	-
3056100	541000	SL040	RENOVATE FIELD 5	-	50,000	-	-	-
3056100	541000	SL041	TENNIS COURTS RESURFACING	-	30,000	-	-	-
3056100	541000	SL042	DOG PARK PARKING LOT & CURBING	-	60,000	-	-	-
3056100	541000	SL043	DOG PARK LIGHTING	-	80,000	-	-	-
3056100	541000	SL046	RENOVATE SOCCER RESTROOMS	-	-	25,000	25,000	25,000
TOTAL PARKS, RECREATION, & LEISURE SERVICES				11,268	220,000	25,000	25,000	25,000

TOTAL EXPENDITURES				2,108,552	3,054,822	5,541,500	3,959,433	3,959,433
---------------------------	--	--	--	------------------	------------------	------------------	------------------	------------------

ECONOMIC DEVELOPMENT IMPROVEMENT CAPITAL PROJECT FUND 312

FUND PROFILE

The purpose of this Fund is to properly account for revenues that are generated through the levy of an Economic Development Millage for the purpose of advancing economic development improvements within Barrow County. As part of the annual budget preparation, each fiscal year the County Manager and Economic Developer, in conjunction with the Winder-Barrow Industrial Building Authority, develops a budget for specific capital projects to be funded with Economic Development Improvement Funds.

STAFFING PLAN

Position Title	FY 2022	FY 2023	FY 2024
No positions in this fund	-	-	-
TOTAL POSITIONS	-	-	-

FY2024 BUDGET SUMMARY

	FY2022 ACTUAL	FY2023 BUDGET	FY2024 BUDGET
Revenue:			
Use of Reserve	-	2,510	2,510
Total Revenue	-	2,510	2,510
Expenditures:			
Capital Outlay	-	2,510	2,510
Total Expenditures	-	2,510	2,510

REVENUES

Account Number	Account Description	FY2022 Actual	FY2023 Original Budget	FY2024 Department's Requested Budget	FY2024 Manager's Recommended Budget	FY2024 Commission Approved Budget
----------------	---------------------	---------------	------------------------	--------------------------------------	-------------------------------------	-----------------------------------

INTEREST INCOME

31275001	361000		INTEREST REVENUES	1	-	-	-	-
TOTAL INTEREST INCOME				1	-	-	-	-

USE OF RESERVES

31275001	392103		USE OF RESERVES	-	2,510	2,510	2,510	2,510
TOTAL USE OF RESERVES				-	2,510	2,510	2,510	2,510

TOTAL REVENUES				1	2,510	2,510	2,510	2,510
-----------------------	--	--	--	----------	--------------	--------------	--------------	--------------

EXPENDITURES

Account Number	Account Description	FY2022 Actual	FY2023 Original Budget	FY2024 Department's Requested Budget	FY2024 Manager's Recommended Budget	FY2024 Commission Approved Budget
----------------	---------------------	---------------	------------------------	--------------------------------------	-------------------------------------	-----------------------------------

CAPITAL OUTLAY

3127500	541000	PK001	PARK 53 INTERCHANGE PROJECT	-	2,510	2,510	2,510	2,510
TOTAL FOR CAPITAL OUTLAY				-	2,510	2,510	2,510	2,510

TOTAL EXPENDITURES				-	2,510	2,510	2,510	2,510
---------------------------	--	--	--	----------	--------------	--------------	--------------	--------------

FUND PROFILE

A referendum was held during June 2005 to determine if the county voters wanted to continue the 1% Special Purpose Local Option Sales Tax for a six year period to raise \$97,991,217 for acquisition of the Bear Creek Reservoir with the Upper Oconee Basin Water Authority, roads, new cultural arts center, West Winder By-pass, new health department facility, parks and recreation facilities, sewer facilities, airport improvements, animal control facilities, water projects, and allocations to the cities for their capital projects. This fund is also used to account for \$58,000,000 in general obligation bonds that were also approved by the voters in June 2005 to fund a new criminal justice facility, new 911 center, fire stations and training center, and renovations to old courthouse facilities. During that referendum, 2,992 citizens voted – 1,703 (57%) for the SPLOST and 1,289 (43%) against the SPLOST. At the time of the referendum, the county had 24,244 registered voters. Therefore, the referendum had a 12.3% voter turnout rate. Since the referendum was approved, the SPLOST went into effect on July 1, 2006 and was in effect until June 30, 2012.

STAFFING PLAN

Position Title	FY 2022	FY 2023	FY 2024
No positions in this fund	-	-	-
TOTAL POSITIONS	-	-	-

FY2024 BUDGET SUMMARY

Source of funds - SPLOST 2005

	FY2022 ACTUAL	FY2023 BUDGET	FY2024 BUDGET
Revenue:			
Interest Revenue	43	550	500
Use of Reserve	-	40,000	50,407
Total Revenue	<u>43</u>	<u>40,550</u>	<u>50,907</u>
Expenditures:			
Capital Outlay	-	40,550	50,907
Total Expenditures	<u>-</u>	<u>40,550</u>	<u>50,907</u>

FY2024 BUDGET HIGHLIGHTS

Projects to be rolled forward in FY2022:

- Continue the design and construction of the West Winder By-Pass project - \$40,550.

REVENUES

Account Number	Account Description	FY2022 Actual	FY2023 Original Budget	FY2024 Department's Requested Budget	FY2024 Manager's Recommended Budget	FY2024 Commission Approved Budget
----------------	---------------------	---------------	------------------------	--------------------------------------	-------------------------------------	-----------------------------------

INTEREST INCOME

32000001	361002		GA FUND 1 INTEREST REVENUE	-	50	-	-	-
32000001	361003		INVESTMENT ACCT CS&B INTEREST	43	500	500	500	500
TOTAL INTEREST INCOME				43	550	500	500	500

USE OF RESERVES

32000001	392103		USE OF RESERVES	-	40,000	50,407	50,407	50,407
TOTAL USE OF RESERVES				-	40,000	50,407	50,407	50,407

TOTAL REVENUES				43	40,550	50,907	50,907	50,907
-----------------------	--	--	--	-----------	---------------	---------------	---------------	---------------

EXPENDITURES

Account Number	Account Description	FY2022 Actual	FY2023 Original Budget	FY2024 Department's Requested Budget	FY2024 Manager's Recommended Budget	FY2024 Commission Approved Budget
----------------	---------------------	---------------	------------------------	--------------------------------------	-------------------------------------	-----------------------------------

CAPITAL OUTLAY

ROADS & BRIDGES

3204200	541000	SWW01	WEST-WINDER BYPASS	-	40,550	50,907	50,907	50,907
TOTAL FOR ROADS & BRIDGES				-	40,550	50,907	50,907	50,907

TOTAL CAPITAL OUTLAY				-	40,550	50,907	50,907	50,907
-----------------------------	--	--	--	----------	---------------	---------------	---------------	---------------

TOTAL EXPENDITURES				-	40,550	50,907	50,907	50,907
---------------------------	--	--	--	----------	---------------	---------------	---------------	---------------

FUND PROFILE

A referendum was held during March 2011 to determine if the county voters wanted to continue the 1% Special Purpose Local Option Sales Tax for a six year period to raise \$60,000,000 for debt payments for the SPLOST-2005 general obligation bonds, Bear Creek Reservoir debt, purchase of equipment including voting equipment, transportation vehicles and equipment, communication equipment, and technology, systems, and software upgrades and improvements, public works and transportation facilities, roads, streets, curbs, sidewalk, and bridges, parks and recreation projects, facilities, and improvements, water and sewer systems infrastructure improvements, facilities, and equipment. During that referendum, 1,197 citizens voted – 959 (80%) for the SPLOST and 238 (20%) against the SPLOST. At the time of the referendum, the county had 34,598 registered voters. Therefore, the referendum had a 3.46% voter turnout rate. Since the referendum was approved, the SPLOST went into effect on July 1, 2012 and will be in effect until June 30, 2018.

STAFFING PLAN

Position Title	FY 2022	FY 2023	FY 2024
No positions in this fund	-	-	-
TOTAL POSITIONS	-	-	-

FY2024 BUDGET SUMMARY

Source of funds - SPLOST 2012

	FY2022 ACTUAL	FY2023 BUDGET	FY2024 BUDGET
Revenue:			
Interest Revenue	1,147	10,500	10,500
Total Revenue	<u>1,147</u>	<u>10,500</u>	<u>10,500</u>
Expenditures:			
Capital Outlay	8,862	10,500	10,500
Total Expenditures	<u>8,862</u>	<u>10,500</u>	<u>10,500</u>

REVENUES

Account Number	Account Description	FY2022 Actual	FY2023 Original Budget	FY2024 Department's Requested Budget	FY2024 Manager's Recommended Budget	FY2024 Commission Approved Budget
----------------	---------------------	---------------	------------------------	--------------------------------------	-------------------------------------	-----------------------------------

INTEREST INCOME

32500001	361002		GA FUND 1 INTEREST REVENUE	911	10,000	10,000	10,000	10,000
32500001	361003		INVESTMENT ACCT CS&B INTEREST	236	500	500	500	500
TOTAL INTEREST INCOME				1,147	10,500	10,500	10,500	10,500

TOTAL REVENUES				1,147	10,500	10,500	10,500	10,500
-----------------------	--	--	--	--------------	---------------	---------------	---------------	---------------

EXPENDITURES

Account Number	Account Description	FY2022 Actual	FY2023 Original Budget	FY2024 Department's Requested Budget	FY2024 Manager's Recommended Budget	FY2024 Commission Approved Budget
----------------	---------------------	---------------	------------------------	--------------------------------------	-------------------------------------	-----------------------------------

CAPITAL OUTLAY

NON-DEPARTMENTAL

3251556	579000		CONTINGENCIES	-	10,500	10,500	10,500	10,500
TOTAL FOR CLERK OF COMMISSION				-	10,500	10,500	10,500	10,500

WATER - WHOLESALE

3254400	542000	WA018	WATER METER VAULT IMPROVEMENT	8,862	-	-	-	-
TOTAL FOR WATER - WHOLESALE				8,862	-	-	-	-

FUND PROFILE

A referendum was held on July 28th, 2017, to determine if the county voters wanted to continue the 1% Special Purpose Local Option Sales Tax for a five year period to raise an estimated total \$56,600,000, with \$7,358,000 dedicated to fund Parks & Recreational projects as a level two project; the remaining capital outlay to be owned or operated by County and or the Cities included the following: Roads, Streets, Bridges, & Improvements; Sewer System projects and equipment; Water system projects & equipment; County facility projects & improvements; Stormwater projects; Purchase of equipment including voting equipment and technology, systems & software upgrades & improvements;

The election took place on November 7th, 2017. Collection of this Sales and Use tax will start on July 1, 2018, for a period of time not to exceed five (5) years.

STAFFING PLAN

Position Title	FY 2022	FY 2023	FY 2024
No positions in this fund	-	-	-
TOTAL POSITIONS	-	-	-

FY2024 BUDGET SUMMARY

Source of funds - SPLOST 2018

	FY2022 ACTUAL	FY2023 BUDGET	FY2024 BUDGET
Revenue:			
Taxes	18,539,912	-	-
Interest Revenue	25,068	50,100	250,500
Use of Reserve	-	8,596,569	730,567
Total Revenue	<u>18,564,980</u>	<u>8,646,669</u>	<u>981,067</u>
Expenditures:			
Capital Outlay	4,113,046	5,490,201	930,067
Intergovernmental Payments	6,442,399	-	-
Transfers out to Water & Sewer	12,623	3,156,468	-
Total Expenditures	<u>10,568,068</u>	<u>8,646,669</u>	<u>930,067</u>

SPLOST - 2018 FUND

330

REVENUES

Account Number	Account Description	FY2022 Actual	FY2023 Original Budget	FY2024 Department's Requested Budget	FY2024 Manager's Recommended Budget	FY2024 Commission Approved Budget
----------------	---------------------	---------------	------------------------	--------------------------------------	-------------------------------------	-----------------------------------

TAXES

33000001	313200	SPLOST	18,539,912	-	-	-
TOTAL USE OF TAXES			18,539,912	-	-	-

INTEREST INCOME

33000001	361000	INTEREST REVENUES	672	100	500	500	500
33000001	361002	GA FUND 1 INTEREST REVENUE	22,499	40,000	200,000	200,000	200,000
33000001	361003	INVESTMENT ACCT CS&B INTEREST	1,897	10,000	50,000	50,000	50,000
TOTAL INTEREST INCOME			25,068	50,100	250,500	250,500	250,500

USE OF RESERVES

33000001	392103	USE OF RESERVES	-	8,596,569	1,277,042	1,277,042	730,567
TOTAL USE OF RESERVES			-	8,596,569	594,975	1,277,042	730,567

TOTAL REVENUES			18,564,980	8,646,669	845,475	1,527,542	981,067
-----------------------	--	--	-------------------	------------------	----------------	------------------	----------------

EXPENDITURES

Account Number	Account Description	FY2022 Actual	FY2023 Original Budget	FY2024 Department's Requested Budget	FY2024 Manager's Recommended Budget	FY2024 Commission Approved Budget
----------------	---------------------	---------------	------------------------	--------------------------------------	-------------------------------------	-----------------------------------

CAPITAL OUTLAY

ELECTIONS

3301400	542000	CS001	VOTE SOFTWARE	-	17,500	22,000	22,000	22,000
TOTAL FOR ELECTIONS				-	17,500	22,000	22,000	22,000

INFORMATION TECHNOLOGY

3301535	542000	CS004	COMPUTERS	19,876	25,000	25,000	25,000	25,000
3301535	542000	SO024	NETWORK SWITCHES INFRASTRUCTUR	9,930	-	-	-	-
3301535	542000	SO028	SERVER REFRESH / HIST. COURTHOUSE	89,834	-	-	-	-
3301535	542000	SO036	TYLER CONTENT MANAGER (TCM)	15,347	-	-	-	-
3301535	542000	SO041	UNINTERUPTABLE POWER SUPPLIES	-	30,000	-	-	-
3301535	542000	SO042	COUNTY WEBSITE REPLACEMENT	-	80,000	-	-	-
TOTAL INFORMATION TECHNOLOGY				134,987	135,000	25,000	25,000	25,000

TAX ASSESSOR

3301550	542000	VH002	VEHICLE - TAX ASSESSOR	-	30,000	-	-	-
TOTAL FOR TAX ASSESSOR				-	30,000	-	-	-

BUILDINGS & GROUNDS

3301565	542000	VH061	B&G - VEHICLE	-	50,000	-	-	-
TOTAL FOR BUILDINGS & GROUNDS				-	50,000	-	-	-

SHERIFF'S OFFICE

3303300	542000	CS012	DESKTOP COMPUTERS - SHERIFF	59,999	393,000	-	-	-
3303300	542000	VH013	VEHICLES - SHERIFF	458,000	-	-	-	-
3303300	542000	VST01	VESTS	-	-	80,000	80,000	80,000
TOTAL FOR SHERIFF'S OFFICE				517,999	393,000	80,000	80,000	80,000

DETENTION

3303326	542000	SO44	POINT OF SALE SYSTEM	-	-	18,000	18,000	18,000
TOTAL FOR DETENTION				-	-	18,000	18,000	18,000

FIRE

3303505	541000	CO515	FIRE STATION CONSTRUCTION	16,742	1,963,523	-	-	-
3303505	542000	EQ099	PERSONAL PROTECTIVE EQUIPMENT	-	61,500	-	-	-
3303505	542000	VH072	RESCUE PUMPER	-	-	546,475	546,475	-
TOTAL FOR FIRE				16,742	2,025,023	546,475	546,475	-

SPLOST - 2018 FUND

330

EXPENDITURES

Account Number	Account Description	FY2022 Actual	FY2023 Original Budget	FY2024 Department's Requested Budget	FY2024 Manager's Recommended Budget	FY2024 Commission Approved Budget
----------------	---------------------	---------------	------------------------	--------------------------------------	-------------------------------------	-----------------------------------

CORONER

3303700	542000 VH063	FORD TRANSIT VAN W/ SEPARATOR	-	40,000	20,000	20,000	20,000
3303700	542000 VH064	VEHICLE - CORONER	-	40,000	-	-	-
TOTAL FOR CORONER			-	80,000	20,000	20,000	20,000

EMERGENCY TELEPHONE SERVICES

3303800	542000 CS032	4 LAPTOP REMOTE E911 PHONES	-	-	51,000	51,000	51,000
TOTAL FOR EMERGENCY TELEPHONE SERVICES			-	-	51,000	51,000	51,000

ANIMAL CONTROL

3303910	542000 EQ004	KENNEL CAGES	-	15,000	-	-	-
3303910	542000 VH007	VEHICLES - ANIMAL CONTROL	12,789	-	-	-	-
TOTAL FOR ANIMAL CONTROL			12,789	15,000	-	-	-

TRANSPORTATION

3304101	542000 VH065	VEHICLE - TRANSPORTATION	-	40,000	-	-	-
TOTAL FOR TRANSPORTATION			-	40,000	-	-	-

ROADS & BRIDGES

3304200	542000 EQ082	CATERPILLAR EXCAVATOR 320L	196,890	-	-	-	-
3304200	542000 EQ100	MOTOR GRADER 140G	-	200,000	-	-	-
3304200	542000 EQ101	TACK DISTRIBUTOR	-	20,000	-	-	-
3304200	542000 EQ109	ROAD WIDENER FH-R ATTACHMENT	-	-	65,000	65,000	65,000
3304200	541000 SR068	2021 LMIG PROGRAM	371,701	-	-	-	-
3304200	541000 SR069	2021 ROAD IMPROVEMENTS	1,766,894	-	-	-	-
3304200	541000 SR081	CITY POND & ROCKWELL CH. IMPROV.	51,948	-	-	-	-
3304200	541000 SR083	SR81 & TOM MILLER RD IMPROVEMENT	-	-	-	113,067	113,067
3304200	541000 SR089	2023 ROAD IMPROV. NON-LMIG	-	2,250,678	-	-	-
3304200	541000 SR094	2024 LMIG PROGRAM	-	-	-	369,000	369,000
3304200	541000 SR099	SAFETY IMPR- INSTALL RUMBLE STRIP	-	-	-	200,000	200,000
3304200	542000 VH058	RAM 4500 4X4 CREW CAB	55,108	-	-	-	-
TOTAL FOR ROADS & BRIDGES			2,442,540	2,470,678	65,000	747,067	747,067

STORMWATER

3304320	541000 BL026	STORMWATER OPERATIONS SHOP	-	125,000	-	-	-
TOTAL FOR STORMWATER			-	125,000	-	-	-

WASTEWATER SYSTEM

3304335	541000 SS022	TANNER'S BRIDGE WASTEWTR RECLAM FAC	975,509	-	-	-	-
TOTAL FOR WASTEWATER SYSTEM			975,509	-	-	-	-

WATER - WHOLESALE

3304400	541000 WA025	WATER METER VAULT IMPROVEMENTS	12,480	-	-	-	-
TOTAL FOR WATER - WHOLESALE			12,480	-	-	-	-

SENIOR CENTER

3305404	542000 VH066	SHUTTLE BUS	-	65,000	-	-	-
TOTAL FOR SENIOR CENTER			-	65,000	-	-	-

PARKS, RECREATION, & LEISURE SERVICES

3306100	542000 EQ103	JOHN DEERE GATOR	-	9,000	-	-	-
3306100	542000 EQ114	GOLF CART	-	-	18,000	18,000	18,000
3306100	542000 VH067	VEHICLE - P&R	-	35,000	-	-	-
TOTAL FOR PARKS, RECREATION, & LEISURE SERVICES			-	44,000	18,000	18,000	18,000

SPLOST - 2018 FUND

330

EXPENDITURES

Account Number	Account Description	FY2022 Actual	FY2023 Original Budget	FY2024 Department's Requested Budget	FY2024 Manager's Recommended Budget	FY2024 Commission Approved Budget
TOTAL CAPITAL OUTLAY		4,113,046	5,490,201	794,475	1,476,542	930,067

OTHER COSTS

INTERGOVERNMENTAL PAYMENTS

3304960	541501	AUBURN SPLOST EXPENSE	1,709,609	-	-	-
3304960	541502	BETHLEHEM SPLOST EXPENSES	154,010	-	-	-
3304960	541503	BRASELTON SPLOST EXPENSE	280,103	-	-	-
3304960	541504	CARL SPLOST EXPENSE	65,040	-	-	-
3304960	541505	STATHAM SPLOST EXPENSE	616,786	-	-	-
3304960	541506	WINDER SPLOST EXPENSE	3,616,852	-	-	-
TOTAL FOR INTERGOVERNMENTAL PAYMENTS			6,442,399	-	-	-

OTHER FINANCING USES

3308000	611000	TRANSFERS OUT	12,623	3,156,468	-	-
TOTAL OTHER FINANCING USES			12,623	3,156,468	-	-

TOTAL EXPENDITURES			10,568,068	8,646,669	845,475	1,527,542	981,067
---------------------------	--	--	-------------------	------------------	----------------	------------------	----------------

FUND PROFILE

A referendum was held on August 24th, 2021, to determine if the county voters wanted to continue the 1% Special Purpose Local Option Sales Tax for a six year period to raise an estimated total \$120,800,000, with \$38,600,000 dedicated to fund Level 1 County-Wide project, the Jail and Justice Center Expansion project. The remaining 2022 SPLOST collections received by the County shall be disbursed as 62.52% to the County and 37.48% to the Municipalities. The capital outlay to be owned or operated by County and or the Cities included the following: Roads, Streets, Bridges, & Improvements; Sewer System projects and equipment; Water system projects & equipment; County facility projects & improvements; Stormwater projects; Purchase of equipment including voting equipment and technology, systems & software upgrades & improvements;

The election took place on November 2nd, 2011. Collection of this Sales and Use tax will start on June 1st, 2022, for a period of time not to exceed six (6) years.

STAFFING PLAN

Position Title	FY 2022	FY 2023	FY 2024
No positions in this fund	-	-	-
TOTAL POSITIONS	-	-	-

FY2024 BUDGET SUMMARY

Source of funds - SPLOST 2022

	FY2022 ACTUAL	FY2023 BUDGET	FY2024 BUDGET
Revenue:			
Taxes	-	17,760,390	18,500,000
Interest Revenue	-	4,500	403,000
Total Revenue	-	17,764,890	18,903,000
Expenditures:			
Capital Outlay	-	14,890,683	15,071,444
Intergovernmental Payments	-	1,664,515	2,623,600
Transfers out to Water & Sewer for Debt Payment	-	1,209,692	1,207,956
Total Expenditures	-	17,764,890	18,903,000

REVENUES

Account Number	Account Description	FY2022 Actual	FY2023 Original Budget	FY2024 Department's Requested Budget	FY2024 Manager's Recommended Budget	FY2024 Commission Approved Budget
----------------	---------------------	---------------	------------------------	--------------------------------------	-------------------------------------	-----------------------------------

TAXES

33500001	313200	SPLOST	-	17,760,390	18,500,000	18,500,000	18,500,000
TOTAL USE OF TAXES			-	17,760,390	18,500,000	18,500,000	18,500,000

INTEREST INCOME

33500001	361000	INTEREST REVENUES	-	500	1,000	1,000	1,000
33500001	361002	GA FUND 1 INTEREST REVENUE	-	3,000	400,000	400,000	400,000
33500001	361003	INVESTMENT ACCT CS&B INTEREST	-	1,000	2,000	2,000	2,000
TOTAL INTEREST INCOME			-	4,500	403,000	403,000	403,000

TOTAL REVENUES			-	17,764,890	18,903,000	18,903,000	18,903,000
-----------------------	--	--	---	-------------------	-------------------	-------------------	-------------------

EXPENDITURES

Account Number	Account Description	FY2022 Actual	FY2023 Original Budget	FY2024 Department's Requested Budget	FY2024 Manager's Recommended Budget	FY2024 Commission Approved Budget
----------------	---------------------	---------------	------------------------	--------------------------------------	-------------------------------------	-----------------------------------

CAPITAL OUTLAY

BUILDINGS & GROUNDS

3351565	541000	BL053	UPGRADE HVAC UNITS AT S.O.	-	-	120,000	120,000	120,000
TOTAL FOR BUILDINGS & GROUNDS				-	-	120,000	120,000	120,000

SHERIFF'S OFFICE

3353300	541000	BL050	JAIL & JUSTICE CENTER EXPAN.	-	1,727,291	30,000	30,000	30,000
3353300	542000	CS031	SERVER REPLACEMENT 1	-	-	125,000	125,000	125,000
TOTAL FOR SHERIFF'S OFFICE				-	1,727,291	155,000	155,000	155,000

FIRE DEPARTMENT

3353505	542000	EQ115	CAPITAL OUTLAY-MACH&EQUIP	-	-	80,000	80,000	80,000
3353505	542000	VH071	ADMIN VEHICLE 3	-	-	165,000	165,000	165,000
TOTAL FOR FIRE DEPARTMENT				-	-	245,000	245,000	245,000

ROADS & BRIDGES

3354200	542000	EQ107	24FT 12 TON GOOSENECK TRAILER	-	-	23,000	23,000	23,000
3354200	542000	EQ108	TANDEM DUMP TRUCK	-	-	225,000	225,000	225,000
3354200	541000	SR095	FY2024 ANNUAL R&B IMPR PRG	-	-	1,000,000	1,000,000	1,000,000
TOTAL FOR ROADS & BRIDGES				-	-	1,248,000	1,248,000	1,248,000

SENIOR CENTER

3355404	542000	EQ111	COMMERCIAL DISHWASHER	-	-	24,000	24,000	24,000
TOTAL FOR SENIOR CENTER				-	-	24,000	24,000	24,000

PARKS & RECREATION

3356100	542000	EQ112	TRAILER	-	-	6,000	6,000	6,000
3356100	542000	EQ113	MOWER	-	-	45,000	45,000	45,000
3356100	542000	FN001	OFFICE FURNITURE REPLACEMENT	-	-	180,000	180,000	180,000
3356100	541000	SL044	REPLACE LIGHT FIXTURES TO LED	-	225,000	-	-	-
3356100	541000	SL045	LASER GRADE AND RENOVATE BALLFIELD	-	-	30,000	30,000	30,000
3356100	541000	SL047	MAINT SHOP- OUTDOOR STORAGE SIDE	-	-	50,000	50,000	50,000
TOTAL FOR PARKS & RECREATION				-	225,000	311,000	311,000	311,000

NON-DEPARTMENTAL

3351556	579000		CONTINGENCIES	-	12,938,392	12,968,444	12,968,444	12,968,444
TOTAL OTHER FINANCING USES				-	12,938,392	12,968,444	12,968,444	12,968,444

INTERGOVERNMENTAL PAYMENTS

3354960	541501		AUBURN SPLOST EXPENSE	-	408,679	644,210	644,210	644,210
3354960	541502		BETHLEHEM SPLOST EXPENSES	-	38,621	60,973	60,973	60,973
3354960	541503		BRASELTON SPLOST EXPENSE	-	96,052	151,381	151,381	151,381
3354960	541504		CARL SPLOST EXPENSE	-	12,485	19,764	19,764	19,764
3354960	541505		STATHAM SPLOST EXPENSE	-	151,486	238,761	238,761	238,761
3354960	541506		WINDER SPLOST EXPENSE	-	957,192	1,508,511	1,508,511	1,508,511
TOTAL FOR INTERGOVERNMENTAL PAYMENTS				-	1,664,515	2,623,600	2,623,600	2,623,600

OTHER FINANCING USES

DEBT SERVICE

3358000	611000		TRANSFERS OUT	-	1,209,692	1,207,956	1,207,956	1,207,956
TOTAL OTHER FINANCING USES				-	1,209,692	1,207,956	1,207,956	1,207,956

TOTAL EXPENDITURES				-	17,764,890	18,903,000	18,903,000	18,903,000
---------------------------	--	--	--	---	-------------------	-------------------	-------------------	-------------------



BARROW COUNTY
Georgia



BARROW COUNTY

— *Georgia* —

DEBT SERVICE FUND

Debt service funds are used to account for and report financial resources that are restricted, committed, or assigned to expenditure for principal and interest. General obligation bonds fund accounts for property taxes to be used to retire bond principal and to pay interest on general obligation bonds.

General Obligation Bonds (GO Bonds) – Fund 410

Industrial Building Authority Debt Service (IBA) – Fund 412

SUMMARY OF DEBT FUNDS

SUMMARY OF REVENUES

Account Description	FY2022 Actual	FY2023 Original Budget	FY2024 Manager's Recommended Budget	FY2024 Commission Approved Budget	% Change From FY2023-24 Budget
General Obligation Bond (410)	4,349,462	4,354,525	4,361,713	4,361,713	0.17%
Industrial Building Authority Debt Service Fund (412)	1,025,706	1,048,721	1,048,554	1,048,554	-0.02%
TOTAL REVENUES	5,375,168	5,403,246	5,410,267	5,410,267	0.13%

SUMMARY OF EXPENDITURES

Account Description	FY2022 Actual	FY2023 Original Budget	FY2024 Manager's Recommended Budget	FY2024 Commission Approved Budget	% Change From FY2023-24 Budget
General Obligation Bond (410)	4,365,875	4,354,525	4,361,713	4,361,713	0.17%
Industrial Building Authority Debt Service Fund (412)	1,021,452	1,048,721	1,048,554	1,048,554	-0.02%
TOTAL EXPENDITURES	5,387,327	5,403,246	5,410,267	5,410,267	0.13%

GENERAL OBLIGATION DEBT SERVICE FUND

410

FUND PROFILE

Debt service funds are used to account for and report financial resources that are restricted, committed, or assigned to expenditure for principal and interest. General obligation bonds fund accounts for property taxes to be used to retire bond principal and to pay interest on general obligation bonds.

During the fiscal year ended September 30, 2006, the County issued a \$58,000,000 General Obligation Sales Tax Bond, Series 2005 (the "Series 2005 Bonds"), with interest rates ranging from 3.5% to 5.00%. The Series 2005 Bonds were issued for the purpose of providing funds to pay or to be applied toward the cost of capital outlay projects. The County made interest payments in April and October of each fiscal year, with the principal due in October of each fiscal year. On September 14, 2012, the County refunded a portion of the Series 2005 general obligation bonds. The remaining 2005 Bonds total \$5,275,000 with interest rates ranging between 4.0% and 5.0%, were paid off in fiscal year 2016.

Refunding General Obligation Bond Series 2012 – In September 2012, the County refunded \$37,305,000 of the 2005 General Obligation Bonds. The new bonds issued totaled \$42,845,000 with an interest rate of 2.350%. A savings of \$2,600,770 was realized from this refinancing and was used for the construction of the mandated narrow band radio communication system.

The 2012 GO Bond has been funded with SPLOST funds since 2005. Starting October 1, 2019, it will be paid using a special mileage levy on the property taxes digest.

STAFFING PLAN

Position Title	FY 2022	FY 2023	FY 2024
No positions in this fund	-	-	-
TOTAL POSITIONS	-	-	-

FY2024 BUDGET SUMMARY

Revenue Source:	FY2022 ACTUAL	FY2023 BUDGET	FY2024 BUDGET
Millage Rate	1.550	1.350	1.077
Property Taxes	4,338,723	4,353,425	4,310,213
Interest	10,739	1,100	51,500
Total Revenue	<u>4,349,462</u>	<u>4,354,525</u>	<u>4,361,713</u>
Expenditures:			
Contract Services	1,075	1,100	1,100
Debt Payments	4,364,800	4,353,425	4,360,613
	<u>4,365,875</u>	<u>4,354,525</u>	<u>4,361,713</u>

GENERAL OBLIGATION BONDS FUND

410

REVENUES

Account Number	Account Description	FY2022 Actual	FY2023 Original Budget	FY2024 Department's Requested Budget	FY2024 Manager's Recommended Budget	FY2024 Commission Approved Budget
----------------	---------------------	---------------	------------------------	--------------------------------------	-------------------------------------	-----------------------------------

TAXES

41000001	311100	REAL PROPERTY TAX	4,288,100	4,317,425	4,265,213	4,265,213	4,265,213
41000001	311310	MOTOR VEHICLE TAX	50,623	36,000	45,000	45,000	45,000
TOTAL TAXES			4,338,723	4,353,425	4,310,213	4,310,213	4,310,213

INTEREST INCOME

41000001	361000	INTEREST REVENUES	252	300	1,500	1,500	1,500
41000001	361002	GA FUND 1 INTEREST REVENUE	10,487	800	50,000	50,000	50,000
TOTAL TAXES			10,739	1,100	51,500	51,500	51,500

TOTAL REVENUES			4,349,462	4,354,525	4,361,713	4,361,713	4,361,713
-----------------------	--	--	------------------	------------------	------------------	------------------	------------------

EXPENDITURES

Account Number	Account Description	FY2022 Actual	FY2023 Original Budget	FY2024 Department's Requested Budget	FY2024 Manager's Recommended Budget	FY2024 Commission Approved Budget
----------------	---------------------	---------------	------------------------	--------------------------------------	-------------------------------------	-----------------------------------

CONTRACTED SERVICES

4108000	521200	PROFESSIONAL SERVICES	1,075	1,100	1,100	1,100	1,100
TOTAL OTHER COSTS			1,075	1,100	1,100	1,100	1,100

DEBT SERVICE

4108000	581100	BOND REPAYMENT	3,445,000	3,610,000	3,790,000	3,790,000	3,790,000
4108000	582100	INTEREST EXP.	919,800	743,425	570,613	570,613	570,613
TOTAL DEBT SERVICE			4,364,800	4,353,425	4,360,613	4,360,613	4,360,613

TOTAL EXPENDITURES			4,365,875	4,354,525	4,361,713	4,361,713	4,361,713
---------------------------	--	--	------------------	------------------	------------------	------------------	------------------

FUND PROFILE

The purpose of this Fund is to properly account for revenues that are generated through the levy of an Economic Development Millage for the purpose of advancing economic development improvements within Barrow County. As part of the annual budget preparation, each fiscal year the County Manager and Economic Developer, in conjunction with the Winder-Barrow Industrial Building Authority, develops a budget for specific capital projects to be funded with Economic Development Improvement Funds.

STAFFING PLAN

Position Title	FY 2022	FY 2023	FY 2024
No positions in this fund	-	-	-
TOTAL POSITIONS	-	-	-

FY2024 BUDGET SUMMARY

	FY2022 ACTUAL	FY2023 BUDGET	FY2024 BUDGET
Revenue Source:			
Millage Rate for Economic Development	0.360	0.315	0.259
Property Taxes	1,025,662	1,048,661	1,048,054
Interest	44	60	500
Total Revenue	<u>1,025,706</u>	<u>1,048,721</u>	<u>1,048,554</u>
Expenditures:			
Contract Services	-	1,120	-
Debt Payments	<u>1,021,452</u>	<u>1,047,601</u>	<u>1,048,554</u>
	<u>1,021,452</u>	<u>1,048,721</u>	<u>1,048,554</u>

INDUSTRIAL BUILDING AUTHORITY DEBT SERVICE FUND

412

REVENUES

Account Number	Account Description	FY2022 Actual	FY2023 Original Budget	FY2024 Department's Requested Budget	FY2024 Manager's Recommended Budget	FY2024 Commission Approved Budget
----------------	---------------------	---------------	------------------------	--------------------------------------	-------------------------------------	-----------------------------------

TAXES

41200001	311100	REAL PROPERTY TAX	1,013,967	1,037,661	1,038,054	1,038,054	1,038,054
41200001	311310	MOTOR VEHICLE TAX	11,696	11,000	10,000	10,000	10,000
TOTAL TAXES			1,025,662	1,048,661	1,048,054	1,048,054	1,048,054

INTEREST INCOME

41200001	361000	INTEREST REVENUES	44	50	-	-	-
41200001	361002	GA FUND 1 INTEREST REVENUE	-	10	500	500	500
TOTAL INTEREST INCOME			44	60	500	500	500

TOTAL REVENUES			1,025,706	1,048,721	1,048,554	1,048,554	1,048,554
-----------------------	--	--	------------------	------------------	------------------	------------------	------------------

EXPENDITURES

Account Number	Account Description	FY2022 Actual	FY2023 Original Budget	FY2024 Department's Requested Budget	FY2024 Manager's Recommended Budget	FY2024 Commission Approved Budget
----------------	---------------------	---------------	------------------------	--------------------------------------	-------------------------------------	-----------------------------------

CONTRACTED SERVICES

4127500	521200	PROFESSIONAL SERVICES	-	1,120	-	-	-
TOTAL OTHER COSTS			-	1,120	-	-	-

DEBT SERVICE

4127500	581000	DEBT PAYMENT - PRINCIPAL	836,000	872,000	890,000	890,000	890,000
4127500	582000	DEBT PYMT - INTEREST	185,452	175,601	158,554	158,554	158,554
TOTAL DEBT SERVICE			1,021,452	1,047,601	1,048,554	1,048,554	1,048,554

TOTAL EXPENDITURES			1,021,452	1,048,721	1,048,554	1,048,554	1,048,554
---------------------------	--	--	------------------	------------------	------------------	------------------	------------------



BARROW COUNTY

— *Georgia* —

ENTERPRISE FUNDS

Enterprise Funds are used to account for all county operations that are financed and operated in the same manner as private enterprises, on a self-supporting basis. The county has two (2) Enterprise Funds as listed below.

Water & Sewerage Fund (507/527/537)

- Fund 507 – Operating Fund
- Fund 527 – Capital Capacity Fund.
- Fund 537 – Life Cycle Replacement Fund.

Storm Water Utility Fund (508)

BARROW COUNTY
FINANCIAL POLICIES
WATER AND SEWER ENTERPRISE FUND

PURPOSE:

The Department of Public Utilities operates the water and sewer utility systems under the jurisdiction and control of the Barrow County Board of Commissioners.

The purpose of these financial policies is to ensure effective fiscal management of the utility system, and provide adequate funding for system improvements, capital projects, and the payment of long-term debt obligations.

ANNUAL BUDGET

A business approach is used in operating and budgeting enterprise funds. The annual operating budget for the water and sewer enterprise fund will be prepared on a cash basis.

The annual budget will list all operating revenues and expenses, and all non-operating revenue and expenses. The budget will include an expenses line item for “Contingencies.” Contingency will be the amount of total revenue in excess of total expenses. Contingency funds can be utilized by the department to cover operational expense or capital projects.

Unrestricted Net Position Reserve funds can be utilized by the department to cover operational expenses or capital projects. The annual budget will be presented as a balanced budget.

OPERATING REVENUE AND EXPENSE:

The Director of Public Works, or his/her designee, shall estimate annual operating revenues for water and sewer service using an objective, analytical process, based on utility usage projections, and the current rate and fee schedules.

Operating revenues include: User fees for wholesale and retail water sales, utility connection fees, late payment penalty fees, charges for service, and all other fees adopted annually by the Board of Commissioners in the county budget.

Non-operating revenue include: Capacity fees, one-time payments made by developers or municipalities intended to fund specific capital projects, and the transfer in of SPLOST revenue.

Operating expenses include: The cost of water received from the Upper Oconee Basin Water Authority (UOBWA), all expenses for personnel, materials, supplies, miscellaneous equipment, vehicles, and professional services needed for the day-to-day operation of the water and sewer utilities. Indirect services received by the enterprise fund from the General Fund are charged

to the utilities as an operating expense. The CFO and Public Utility Director will establish the annual indirect expense amount.

Non-operating expenses include: The annual payment of debt obligations incurred by the department and transfer of Sewer Capacity Fees to the Capital Project Fund.

UTILITY SYSTEM RATES AND FEES:

A variety of rates and fees fund the Water and Sewer Enterprise Fund. Unique zones may be implemented to recover specific system infrastructure costs. All rates and fees will be annually approved by the Board of Commissioners, as part of the budget process.

A rate study may be performed periodically by an independent rate consultant to ensure that rates, fees and charges are fully recovering costs on a fair and equitable basis.

CAPACITY FEES:

Sewer Capacity Fees are charged to new users at a rate per Equivalent Residential Unit (ERU). Capacity fees are critical to the funding of the future system expansion necessitated by the growth in development. Capacity fees are restricted for future water and sewer capital projects and will be accounted for in the Capital Project Fund. Capacity fees and the volume of ERU's will be adopted annually as part of the budget process and approved by the Board of Commissioners. Capacity fees may be repurchased or transferred as defined in Sec. 90-125 part- G. and H. of the County UDC Code.

CONNECTION FEES:

Sewer Connection Fees are charged to new users that connect to county infrastructure. Sewer Connection Fees are an operational revenue established annually during the budget process and adopted by the Board of Commissioners.

Water Connection Fees are charged to new users to cover the cost of installation of water meters, and to cover the cost of system components maintained by the county to continuously provide adequate supply of water through its water distribution system. Water connection fees are an operational revenue.

CAPITAL IMPROVEMENT PLAN:

The Enterprise Fund budget will include a 5-year Capital Improvement Plan (CIP). Water and Sewer projects listed in the Capital Improvement Plan will identify the funding sources budgeted to pay for projects. When the Enterprise Fund budget is adopted by the Board of Commissioners, the 5-year CIP is simultaneously adopted, and these funds become committed

and remain in a restricted Capital Project fund. Projects not completed will remain pending, and the funding remains committed until the project is completed.

WHOLESALE WATER:

Revenue derived from wholesale water to municipal or county systems is considered an operating revenue. Barrow county owns a portion of the Bear Creek Reservoir through its partnership in the UOBWA. Staff will pursue competitive wholesale rates to increase overall water sales. Municipal contract pricing for wholesale water may vary and be affected by a municipality's ability to partner with the county by providing sewer service to the county at competitive rates.

FISCAL 2024 BUDGET STATEMENT :

Beginning with the 2024 Budget the water and sewer enterprise fund budget summary will include additional information intended to convey the effective operation of the business enterprise:

- Department Mission Statement
- Department Goals & Objectives
- 5 Year Reporting of 3-6 Key Performance Measures for each utility.
- Statistical section showing utility growth & financial performance for 10 years.

ESTABLISHED FUNDS

OPERATING REVENUE AND EXPENSE Fund - 507:

The Director of Public Works, or his/her designee, shall estimate annual operating revenues for water and sewer service using an objective, analytical process, based on utility usage projections, and the current rate and fee schedules.

Operating revenues include: User fees for wholesale and retail water sales, utility connection fees, late payment penalty fees, charges for service, and all other fees adopted annually by the Board of Commissioners in the county budget.

Operating expenses include: The cost of water received from the Upper Oconee Basin Water Authority (UOBWA). All expenses for personnel, materials, supplies, miscellaneous equipment, vehicles, and professional services needed for the day-to-day operation of the water and sewer utilities. Indirect services received by the enterprise fund from the General Fund will be charged to the utilities as an operating expense. The CFO and Public Utility Director will establish the annual indirect expense amount.

Unrestricted net position: This operation fund contains revenues accumulated from annual profit of the Enterprise Fund operations. Unrestricted net position funds will function as the Enterprise Fund’s “rainy day” fund. Unrestricted net position shall maintain a minimum fund balance of 25% of the Water and Sewer utility’s combined annual operating expenses, excluding capital expenditures. An unrestricted net position fund balance in excess of the 25% minimum established herein may be transferred to the “Life Cycle Replacement Fund 537” at the completion of the annual audit, if needed to fund capital replacement projects.

CAPITAL CAPACITY FUND - 527:

Non-operating revenue include: Capacity fees, one-time payments made by developers or municipalities intended to fund specific capital projects, and the transfer of SPLOST revenue.

All capacity fees paid by individual users of the sewer system and capacity fees paid by municipalities that purchase sewer capacity from the county shall be accounted for in the Capital Capacity Fund. Capacity fees are established in the annual budget and will be reviewed periodically as part of the utility rate and fee study.

Capital Expenses: Revenue in this fund is pay for capital project expenditures for the water and sewer system, which expand capacity, upgrade systems components, replace aging infrastructure, or improve the overall operation of water and sewer utility infrastructure.

Projects approved in the Enterprise Fund Capital Improvement Plan (CIP) become committed funds upon budget adoption by the Board of Commissioners. These committed funds may roll forward at the end of the fiscal year and will remain in this fund until the project is completed, or formally cancelled. Residual funds from completed projects may be redirected to cover the cost of other projects within the CIP. Movement of funding out of the Capital Project Fund into any other fund must be approved by a vote of the Board of Commissioners.

LIFE CYCLE REPLACEMENT FUND - 537:

This fund is initially established by allocating \$1,000,000 from the FY 2022 enterprise fund budget. The Life Cycle Replacement Fund (LCRF) is intended to ensure the enterprise fund has adequate resources to replace infrastructure components and equipment that have aged out. The department will develop and maintain a 10-year schedule of capital equipment and infrastructure replacement which includes its anticipated cost. The LCRF will undergo an in-depth review every 5 years. Funding within the LCRF may be moved to the Capital Project Fund for specific projects with approval by the Board of Commissioners.

Department of Water and Sewer

Department Description:

The Water and Sewer Fund is used for activities connected with the development, operation and maintenance of water and sewer service in Barrow County. This is an enterprise fund, operated in a manner similar to private business enterprises. Such funds are self-supporting in nature where the costs, including depreciation, of providing goods or services on a continuing basis are financed or recovered primarily through user charges.

Mission Statement:

It is the mission of the Barrow County Water and Sewer Department to provide ample quantities of safe, aesthetically pleasing water at adequate pressures to our customers, and to provide this water at the lowest possible price that will allow the system to be safely operated and expanded. Furthermore, it is our goal to collect and treat all wastewater generated in our service area in a safe and environmentally-sound manner at the lowest possible price. We will endeavor to meet these goals while managing our resources as a responsible steward for the future of our community and while providing the highest level of customer service possible.

Goals and Objectives:

1) Ensure financial stability.

* Successfully implement the 5-year planned approved by Commissioners . This allows us to accelerate our capital improvements program and provide necessary operational resources while setting predictable rates. Utilize financial management tools, experts, and technology to maximize revenue and control costs.

2. Ensure Operational Liability.

* Implement a model asset management program to forecast life cycles to maintain DPU assets while managing risk, providing a consistent level of service, and maximizing return on investment.

* Explore and begin implementing a cost-effective and environmentally friendly solids processing/reuse/disposal solution possibly in partnership with others.

* Implement capital projects and other improvements to enhance and expand our systems while optimizing power, chemical, solids handling, and other costs.

3. Develop a world class work force:

* Provide a safe work environment and proactive safety program for all W&S employees

* Enhance relationships with high schools, technical schools, and universities for recruiting and outreach.

* Develop retention strategies, including training opportunities, defining career paths, and strategic assignments

Performance Measures	Actual FY21	Actual FY22	Thru - 3/30/23 FY23	Projected FY24
Department Revenues	6,020,033	11,122,614	6,111,193	10,148,257
W&S Active Customers	8,909	9,635	10,289	10,989
Total Gallons Water Retail	400,241,654	349,528,289	288,806,276	420,621,779
Total Gallons Water Wholesale	243,737,672	289,845,486	315,499,800	511,667,399
Total Gallons Wastewater Treated MG	196.442	244.695	211.337	318.782
Water Work Orders - Operations	4,389	3,078	2,934	3,912
Utility Locate Work Orders - Water	5,086	5,820	4,601	6,134
Sewer Work Orders - Operations	1,761	1,318	2,416	3,521
Utility Locate Work Orders - Sewer	1,059	941	1,663	1,985
Total Work Orders Completed	12,295	11,157	11,614	15,552

STAFFING PLAN - WASTEWATER & WATER RETAIL**STAFFING PLAN - WASTE-WATER:**

Position Title	FY 2022	FY 2023	FY 2024
Full Time:			
Assistant Utility Manager	1	1	1
Utility Operations Coordinator	-	-	-
Wastewater Systems Supervisor	1	1	1
Wastewater Treatment Plant Operator (I, II or III)	1	1	1
Wastewater Treatment Plant Mechanic	2	2	2
Utility System Inspector	-	1	1
TOTAL POSITIONS	5	6	6

STAFFING PLAN - WATER RETAIL:

Position Title	FY 2022	FY 2023	FY 2024
Full Time:			
Utility Manager	1	1	1
Administrative Assistant (Utility Manager)	1	1	1
Water Distribution Supervisor	1	1	1
Customer Service Supervisor	1	1	1
Customer Service Representative	3	3	3
Water Distribution Field Tech (I, II, or III)	5	6	6
Senior Water Distribution Field Tech (I, II, or III)	1	-	-
Controller		1	1
Part Time:			
Customer Service Representative	1	1	1
TOTAL POSITIONS	14	15	15

WATER & SEWERAGE FUND REVENUE - FUNDS: 507|527|537

FY2024 BUDGET SUMMARY

	Water and Sewerage Authority Fund
Operating revenues:	
Charges for services	\$ 273,191
Sewer sales	3,411,500
Water sales	7,631,526
Other revenue	354,624
Total operating revenues	<u>11,670,841</u>
Operating expenses:	
Personnel costs	1,643,903
Contracted services	896,060
Professional and technical services	1,177,691
Purchased water and sewer capacity	1,458,252
Supplies	1,037,198
Indirect	85,752
Other Costs (Contingencies)	3,335,198
Total operating expenses	<u>9,634,054</u>
Operating income (loss)	<u>2,036,787</u>
Nonoperating income (expenses)	
Sewer Capital Capacity Fees	4,775,000
Interest income	14,124
Bond Proceeds	32,071,269
Capital Outlay	(36,242,769)
Debt Expense	(3,862,367)
Total nonoperating income (expenses)	<u>(3,244,743)</u>
Income (loss) before transfers	(1,207,956)
Transfers in	1,782,956
Transfers out	(575,000)
Change in net position	<u>\$ -</u>

Note:

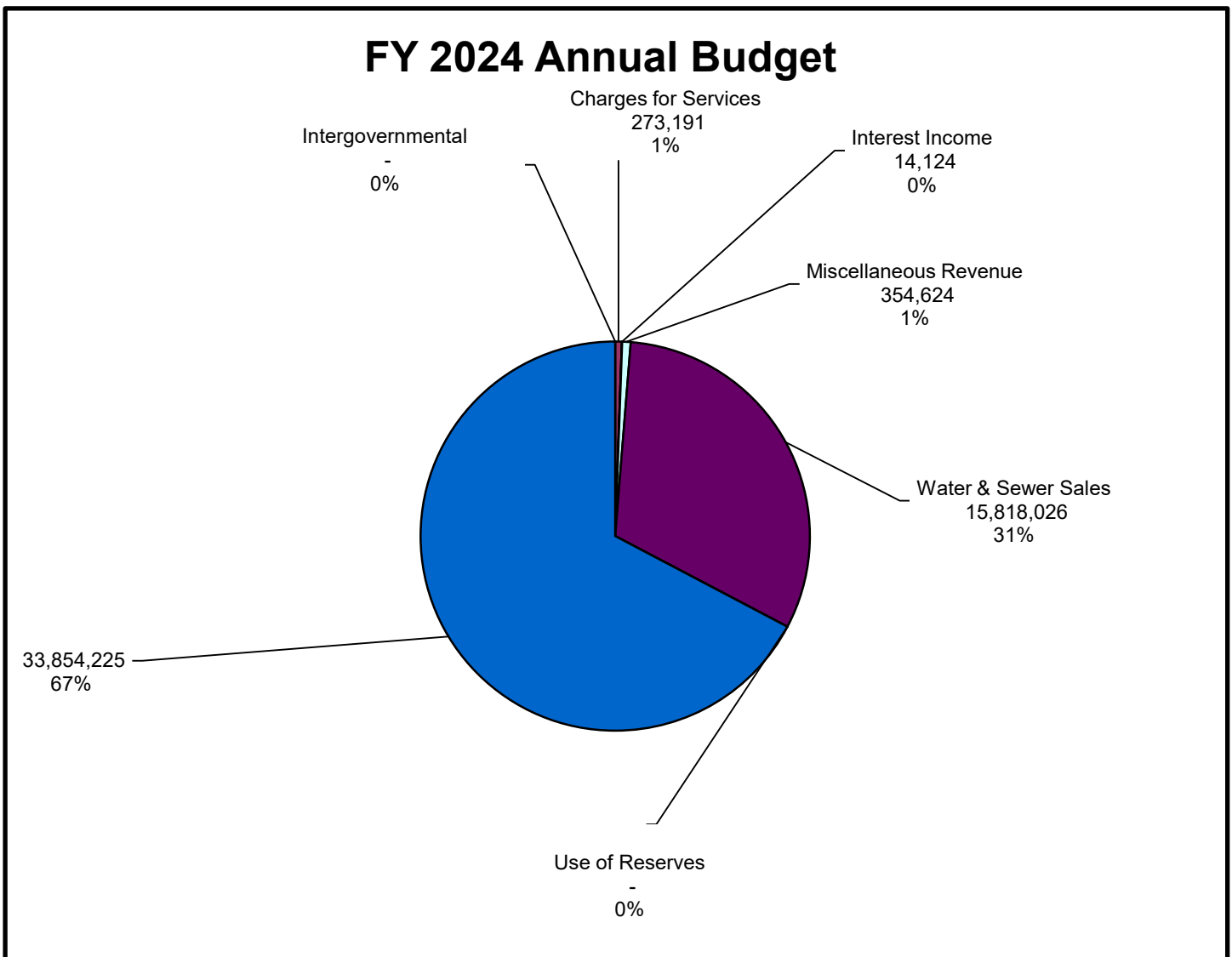
**Bond Proceeds are shown on this report but is not counted as revenue for this fund.
Debt payments include both principal and interest payments**

WATER & SEWERAGE FUND REVENUE

507 | 527 | 537

SUMMARY OF REVENUES

Account Description	FY2022 Actual	FY2023 Original Budget	FY2024 Manager's Recommended Budget	FY2024 Commission Approved Budget	% Change From FY2023-24 Budget
Intergovernmental	23,816	-	-	-	0.00%
Charges for Services	266,404	233,257	273,191	273,191	17.12%
Interest Income	42,805	14,124	14,124	14,124	0.00%
Miscellaneous Revenue	14,681,410	177,094	354,624	354,624	100.25%
Water & Sewer Sales	14,908,543	17,198,042	15,818,026	15,818,026	-8.02%
Use of Reserves	-	575,000	-	-	-100.00%
Other Financing Sources	1,012,647	6,716,160	33,854,225	33,854,225	404.07%
TOTAL REVENUES	30,935,624	24,913,677	50,314,190	50,314,190	101.95%



WATER & SEWERAGE FUND REVENUE

507 | 527 | 537

REVENUES - FUND 507

Account Number	Account Description	FY2022 Actual	FY2023 Original Budget	FY2023 Department's Requested Budget	FY2024 Manager's Recommended Budget	FY2024 Commission Approved Budget
----------------	---------------------	---------------	------------------------	--------------------------------------	-------------------------------------	-----------------------------------

INTERGOVERNMENTAL

50743352	334133 SS034	YOST IMPELLER UPGRADE	23,816	-	-	-	-
TOTAL INTERGOVERNMENTAL			23,816	-	-	-	-

CHARGES FOR SERVICES

50743352	336000	CITY OF STATHAM REIMBURSEMENT	153,572	180,000	180,000	180,000	180,000
50743352	341391	PLAN REVIEW FEES	70,218	33,543	73,477	73,477	73,477
50744012	341391	PLAN REVIEW FEES	24,218	19,714	19,714	19,714	19,714
50744011	342158	INFLOW REV. - LEASE	18,397	-	-	-	-
TOTAL CHARGES FOR SERVICES			266,404	233,257	273,191	273,191	273,191

INTEREST INCOME

50700001	361004	RESTRICTED FOR TAP FEES	4,727	1,500	1,500	1,500	1,500
50744011	361005	INTEREST INCOME ON LEASE	2,054	-	-	-	-
50744011	361000	INTEREST REVENUES	628	1,500	1,500	1,500	1,500
50744011	361002	GA FUND 1 INTEREST REVENUE	34,194	10,124	10,124	10,124	10,124
50744011	361003	INVESTMENT ACCT CS&B INTEREST	934	1,000	1,000	1,000	1,000
TOTAL INTEREST INCOME			42,538	14,124	14,124	14,124	14,124

MISCELLANEOUS REVENUE

50743351	381013	CAPITAL CONTRIBUTIONS	2,729,306	-	-	-	-
50744001	381001	BEAR CREEK RESERVE-LEASE PYMT.	79,356	-	-	-	-
50744011	381000	LEASE PAYMENTS	-	16,060	16,060	16,060	16,060
50744011	381013	CAPITAL CONTRIBUTIONS	11,804,781	-	-	-	-
50744012	344211	LATE PENALTIES	66,100	72,994	91,823	91,823	91,823
50744012	344212	MISCELLANEOUS INCOME	1,867	8,685	8,685	8,685	8,685
50744012	381001	OCONEE CTY. WATER LEASE PYMTS	-	79,355	238,056	238,056	238,056
TOTAL MISCELLANEOUS REVENUE			14,681,410	177,094	354,624	354,624	354,624

WATER & SEWER SALES

50743352	344252	SEWER CONNECTION FEE	1,298,650	1,170,000	1,300,000	1,300,000	1,300,000
50743352	344255	SEWER USER FEES	1,522,375	2,053,500	2,053,500	2,053,500	2,053,500
50743352	344256	SEWER CAPACITY FEES	9,000	-	-	-	-
50743352	344258	OCONEE GA. CLUB	53,354	58,000	58,000	58,000	58,000
50743352	344259	ADV SEWER CAP FEES-RESTRICTED	-	-	-	-	-
50743352	344260 SS026	AUBURN AREA PUMP STATION	146,300	2,908,666	-	-	-
50744002	344210	WHOLESALE WATER REVENUE	-	-	-	-	-
50744012	344209	WHOLESALE WATER REVENUE	-	1,330,480	2,064,130	2,064,130	2,064,130
50744012	344210	WATER SALES	4,727,112	4,188,638	4,188,638	4,188,638	4,188,638
50744012	344213	NEW METER SALES	-	-	-	-	-
50744012	344214	SERVICE ACTIVATION FEE	113,142	118,758	118,758	118,758	118,758
50744012	344215	WATER CONNECTION FEE	697,800	1,260,000	1,260,000	1,260,000	1,260,000
TOTAL WATER & SEWER SALES			8,567,733	13,088,042	11,043,026	11,043,026	11,043,026

OTHER FINANCING SOURCES

50743351	391200	OPERATING TRANSFERS IN	12,623	3,156,468	-	-	-
50744011	391226	TF IN FROM SPLOST 2022	-	1,209,692	1,207,956	1,207,956	1,207,956
50744011	392100	SALE OF FIXED ASSETS	24	-	-	-	-
TOTAL OTHER FINANCING SOURCES			12,647	4,366,160	1,207,956	1,207,956	1,207,956

TOTAL WATER & SEWERAGE FUND REVENUES - FUND 507			23,594,547	17,878,677	12,892,921	12,892,921	12,892,921
--	--	--	-------------------	-------------------	-------------------	-------------------	-------------------

WATER & SEWERAGE FUND REVENUE 507 | 527 | 537

REVENUES - FUND 507|517|527 - (CONTINUED)

Account Number	Account Description	FY2022 Actual	FY2023 Original Budget	FY2023 Department's Requested Budget	FY2024 Manager's Recommended Budget	FY2024 Commission Approved Budget
----------------	---------------------	---------------	------------------------	--------------------------------------	-------------------------------------	-----------------------------------

REVENUES - FUND 517

INTEREST INCOME

51700001	361000	INTEREST REVENUES	7	-	-	-
51700001	361002	GA FUND 1 INTEREST REVENUE	216	-	-	-
TOTAL INTEREST INCOME			222	-	-	-

WATER & SEWER SALES

51743352	344254	SEWER CAPACITY FEES	6,340,810	3,375,000	-	-
51744012	344253	WATER CAPITAL-CAPACITY FEES	-	735,000	-	-
TOTAL WATER & SEWER SALES - FUND 517			6,340,810	4,110,000	-	-

TOTAL WATER & SEWERAGE FUND REVENUES - FUND 517			6,341,032	4,110,000	-	-
--	--	--	------------------	------------------	----------	----------

REVENUES - FUND 527

WATER & SEWER SALES

52743352	344254	SEWER CAPACITY FEES	-	-	4,775,000	4,775,000
TOTAL WATER & SEWER SALES - FUND 527			-	-	4,775,000	4,775,000

OTHER FINANCING SOURCES

52743351	391229	TF IN - CAPITAL CAPACITY/FEE	-	2,350,000	-	-
52700001	393901	BOND PROCEEDS (SS2023)	-	-	32,071,269	32,071,269
TOTAL OTHER FINANCING SOURCES - FUND 527			-	2,350,000	32,071,269	32,071,269

TOTAL WATER & SEWERAGE FUND REVENUES - FUND 527			-	2,350,000	36,846,269	36,846,269
--	--	--	----------	------------------	-------------------	-------------------

REVENUES - FUND 537

INTEREST INCOME

53700001	361000	INTEREST REVENUES	1	-	-	-
53700001	361002	GA FUND 1 INTEREST REVENUE	43	-	-	-
TOTAL INTEREST INCOME			45	-	-	-

USE OF RESERVES

53744011	392112	USE OF RESERVES - FROM FND 507	-	575,000	-	-
TOTAL USE OF RESERVES - FUND 537			-	575,000	-	-

OTHER FINANCING SOURCES

53744011	391228	TF IN - W&S FUND 507	1,000,000	-	575,000	575,000
TOTAL OTHER FINANCING SOURCES - FUND 537			1,000,000	-	575,000	575,000

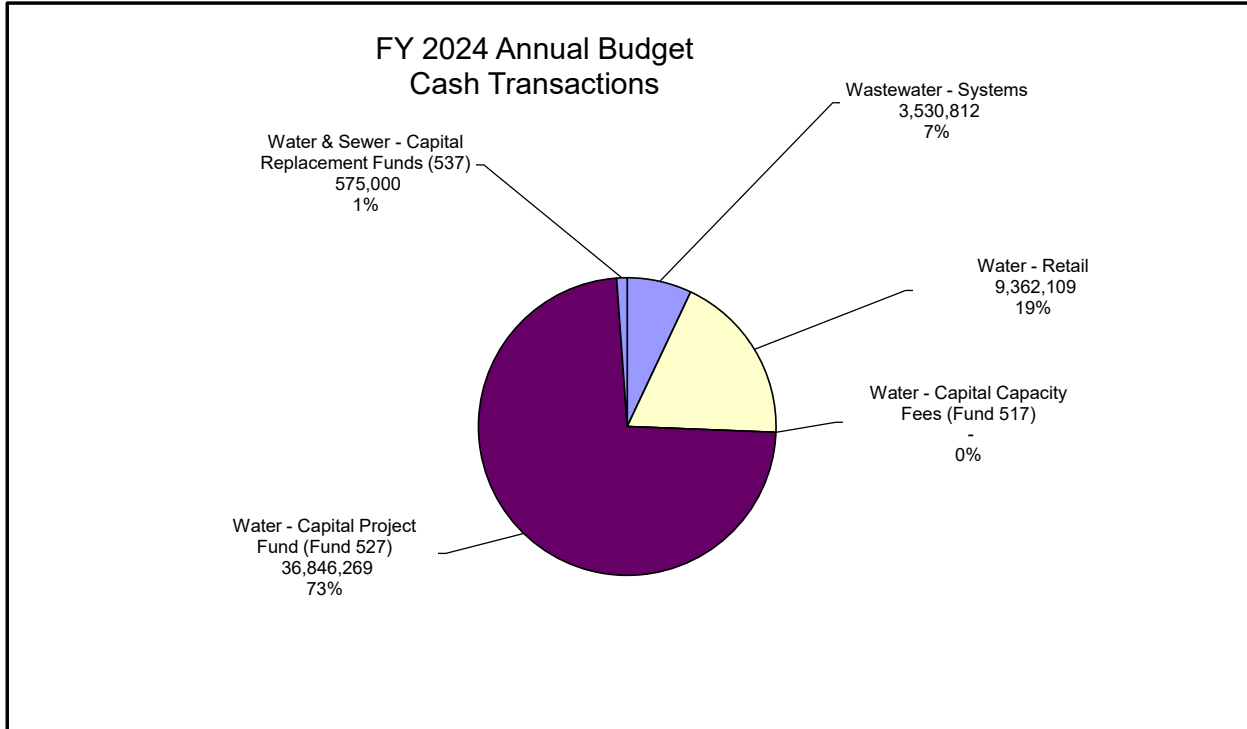
TOTAL WATER & SEWERAGE FUND REVENUES - FUND 537			1,000,045	575,000	575,000	575,000
--	--	--	------------------	----------------	----------------	----------------

TOTAL WATER & SEWERAGE FUND REVENUE			30,935,624	24,913,677	50,314,190	50,314,190
--	--	--	-------------------	-------------------	-------------------	-------------------

WATER & SEWERAGE FUND EXPENSES 507 | 527 | 537

SUMMARY OF EXPENSES BY DEPARTMENT

Account Description	FY2022 Actual	FY2023 Original Budget	FY2024 Manager's Recommended Budget	FY2024 Commission Approved Budget	% Change From FY2023-24 Budget
Wastewater - Systems	3,959,901	10,363,019	3,530,812	3,530,812	-65.93%
Water - Wholesale	2,133,839	-	-	-	0.00%
Water - Retail	1,711,745	7,515,658	9,362,109	9,362,109	24.57%
Water - Capital Capacity Fees (Fund 517)	1,500,100	4,110,000	-	-	-100.00%
Water - Capital Project Fund (Fund 527)	-	2,350,000	36,846,269	36,846,269	1467.93%
Water & Sewer - Capital Replacement Funds (537)	-	575,000	575,000	575,000	100.00%
TOTAL EXPENSES	9,305,585	24,913,677	50,314,190	50,314,190	101.95%





BARROW COUNTY
Georgia

**WATER & SEWERAGE FUND
DEPARTMENTAL BUDGETS**

WASTEWATER DEPARTMENT - SYSTEMS

4335

EXPENSES

Account Number	Account Description	FY2022 Actual	FY2023 Original Budget	FY2023 Department's Requested Budget	FY2024 Manager's Recommended Budget	FY2024 Commission Approved Budget
PERSONNEL COSTS						
5074335 511000	SALARIES & WAGES	128,385	301,983	301,983	322,493	322,493
5074335 511300	SALARIES - OVERTIME	1,272	16,375	16,375	16,375	16,375
5074335 511302	ON-CALL PAY	9,757	9,173	10,242	10,242	10,242
5074335 512100	GROUP INSURANCE	36,659	97,892	97,892	55,297	55,297
5074335 512200	FICA	8,079	20,307	20,307	21,645	21,645
5074335 512300	MEDICARE	1,889	4,750	4,750	5,063	5,063
5074335 512400	RETIREMENT CONTRIBUTIONS	23,944	22,853	22,853	22,853	22,853
5074335 512440	401A EXPENSE	1,068	2,350	2,350	2,350	2,350
TOTAL PERSONNEL COSTS		211,053	475,683	476,752	456,318	456,318

CONTRACTED SERVICES

5074335 521200	PROFESSIONAL SERVICES	319,771	628,323	628,323	628,323	628,323
5074335 521210	PROF SVCS-COUNTY ATTORNEY	14,840	20,584	20,584	20,584	20,584
5074335 521300	TECHNICAL SERVICES	50,000	59,000	81,854	81,854	81,854
5074335 522100	CLEANING/GARBAGE SERVICES	67,155	144,242	148,201	148,201	148,201
5074335 522200	REPAIRS AND MAINTENANCE	167,419	218,000	218,000	218,000	218,000
5074335 522310	RENTALS	-	1,000	1,000	1,000	1,000
5074335 523200	COMMUNICATIONS	36,295	42,541	42,541	42,541	42,541
5074335 523201	POSTAGE	201	200	456	456	456
5074335 523300	ADVERTISING	160	300	300	300	300
5074335 523400	PRINTING AND BINDING	-	100	100	100	100
5074335 523500	TRAVEL	333	1,000	1,000	1,000	1,000
5074335 523600	DUES AND FEES	949	6,750	6,750	6,750	6,750
5074335 523650	ADMINISTRATION FEE	184,762	135,000	135,000	135,000	135,000
5074335 523700	EDUCATION AND TRAINING	720	9,800	9,800	9,800	9,800
5074335 523850	CONTRACT LABOR	-	2,000	2,000	2,000	2,000
TOTAL CONTRACTED SERVICES		842,605	1,268,840	1,295,909	1,295,909	1,295,909

SUPPLIES

5074335 531100	GENERAL SUPPLIES & MATERIALS	551	48,161	70,000	70,000	70,000
5074335 531118	FLEET MAINTENANCE REPAIRS	4,908	9,500	9,500	9,500	9,500
5074335 531150	UNIFORMS	2,073	4,000	4,000	4,000	4,000
5074335 531200	UTILITIES	203,824	180,000	198,498	198,498	198,498
5074335 531270	GASOLINE/DIESEL	14,204	15,000	15,000	15,000	15,000
5074335 531700	OTHER SUPPLIES	202,706	205,766	250,000	250,000	250,000
TOTAL SUPPLIES		428,266	462,427	546,998	546,998	546,998

CAPITAL OUTLAY

5074335 541000	CAPITAL - PROPERTY	(427,365)	-	-	-	-
5074335 541000 SS022	TANNER'S BRIDGE WASTEWATER RECLAMATION FACILITY	245,064	-	-	-	-
5074335 541000 SS026	AUBURN AREA PUMP STATION PROJECT	146,300	3,808,644	-	-	-
5074335 541000 SS029	TANNER'S BRIDGE WELL RELOCATION	12,185	-	-	-	-
5074335 542000	CAPITAL OUTLAY-MACH&EQUIP	(15,170)	-	-	-	-
5074335 542000 EQ047	INFLUENT VALVE ACTUATORS, R UNIT(2)	15,170	-	-	-	-
5074335 542000 EQ104	PRO TURN 360 48" LAWN MOWER	-	-	12,000	12,000	12,000
5074335 541000 SS034	YOST IMPELLER UPGRADE	23,816	-	-	-	-
5074335 542000 VH069	VEHICLE TRUCK SEWER	-	-	45,000	45,000	45,000
TOTAL CAPITAL OUTLAY		(0)	3,808,644	57,000	57,000	57,000

WASTEWATER DEPARTMENT - SYSTEMS

4335

EXPENSES

Account Number	Account Description	FY2022 Actual	FY2023 Original Budget	FY2023 Department's Requested Budget	FY2024 Manager's Recommended Budget	FY2024 Commission Approved Budget
----------------	---------------------	---------------	------------------------	--------------------------------------	-------------------------------------	-----------------------------------

INTERFUND/INTERDEPARTMENT

5074335	551102	INDIRECT COST ALLOCATION-PW	20,176	20,176	20,176	20,176	20,176
TOTAL INTERFUND/INTERDEPARTMENT			20,176	20,176	20,176	20,176	20,176

DEPRECIATION/AMORTIZATION

5074335	561020	DEPRECIATION - IMPROVEMENTS	598	-	-	-	-
5074335	561030	DEPRECIATION - INFRASTRUCTURE	426,002	-	-	-	-
5074335	561040	DEPRECIATION - BUILDINGS	243,685	-	-	-	-
5074335	561050	DEPRECIATION - MACH & EQUIP	17,825	-	-	-	-
5074335	561080	DEPRECIATION - VEHICLES	15,540	-	-	-	-
5074335	562000	AMORTIZATION	496,000	-	-	-	-
TOTAL DEPRECIATION/AMORTIZATION			1,199,649	-	-	-	-

DEBT SERVICE

5074335	581000	DEBT PAYMENT - PRINCIPAL	-	4,148,362	1,056,388	1,056,388	1,056,388
5074335	582001	DEBT PAY-INT. S. STATE SS2016A	47,762	41,161	29,673	29,673	29,673
5074335	582004	BB&T-INTEREST-ST-SERIES 2017	53,962	49,586	45,093	45,093	45,093
5074335	582005	DEBT PAY - INTEREST CHASE BANK SS2016B	30,857	28,140	23,257	23,257	23,257
5074335	582104	SS2019 AMERIS BK-INTEREST EXP	125,570	60,000	-	-	-
TOTAL DEBT SERVICE			258,152	4,327,249	1,154,411	1,154,411	1,154,411

OTHER FINANCING USES

5074335	611230	TF OUT - LIFE CYL REPL FND 537	1,000,000	-	-	-	-
TOTAL OTHER FINANCING USES			1,000,000	-	-	-	-

TOTAL WASTEWATER DEPARTMENT - SYSTEMS			3,959,901	10,363,019	3,551,246	3,530,812	3,530,812
--	--	--	------------------	-------------------	------------------	------------------	------------------

WATER DEPARTMENT - WHOLESALE

4400

EXPENSES

Account Number	Account Description	FY2022 Actual	FY2023 Original Budget	FY2023 Department's Requested Budget	FY2024 Manager's Recommended Budget	FY2024 Commission Approved Budget
----------------	---------------------	---------------	------------------------	--------------------------------------	-------------------------------------	-----------------------------------

PERSONNEL COSTS

5074400	511000		SALARIES & WAGES	39,023	-	-	-	-
5074400	511300		SALARIES - OVERTIME	429	-	-	-	-
5074400	511302		ON-CALL PAY	2,634	-	-	-	-
5074400	512100		GROUP INSURANCE	15,182	-	-	-	-
5074400	512200		FICA	2,300	-	-	-	-
5074400	512300		MEDICARE	538	-	-	-	-
5074400	512400		RETIREMENT CONTRIBUTIONS	5,939	-	-	-	-
5074400	512440		401A EXPENSE	1,259	-	-	-	-
TOTAL PERSONNEL COSTS				67,304	-	-	-	-

CONTRACTED SERVICES

5074400	521200		PROFESSIONAL SERVICES	25	-	-	-	-
5074400	521300		TECHNICAL SERVICES	5,124	-	-	-	-
5074400	522200		REPAIRS AND MAINTENANCE	8,852	-	-	-	-
5074400	523200		COMMUNICATIONS	2,354	-	-	-	-
5074400	523500		TRAVEL	688	-	-	-	-
5074400	523700		EDUCATION AND TRAINING	1,047	-	-	-	-
TOTAL CONTRACTED SERVICES				18,091	-	-	-	-

SUPPLIES

5074400	531100		GENERAL SUPPLIES & MATERIALS	9,212	-	-	-	-
5074400	531118		FLEET MAINTENANCE REPAIRS	-	-	-	-	-
5074400	531150		UNIFORMS	58	-	-	-	-
5074400	531200		UTILITIES	56,764	-	-	-	-
5074400	531270		GASOLINE/DIESEL	2,493	-	-	-	-
5074400	531510		PURCHASED WATER	1,137,026	-	-	-	-
5074400	531600		SMALL EQUIPMENT	-	-	-	-	-
TOTAL SUPPLIES				1,205,553	-	-	-	-

DEPRECIATION/AMORTIZATION

5074400	561030		DEPRECIATION - INFRASTRUCTURE	205,544	-	-	-	-
5074400	561050		DEPRECIATION - MACH & EQUIP	-	-	-	-	-
5074400	561080		DEPRECIATION - VEHICLES	4,409	-	-	-	-
5074400	562000		AMORTIZATION	536,630	-	-	-	-
5074400	562901		AMORTIZED EXPENSE	(177,008)	-	-	-	-
TOTAL DEPRECIATION/AMORTIZATION				569,574	-	-	-	-

DEBT SERVICE

5074400	582000		DEBT PYMT - INTEREST UOBWA	273,317	-	-	-	-
TOTAL DEBT SERVICE				273,317	-	-	-	-

TOTAL WATER DEPARTMENT - WHOLESALE				2,133,839	-	-	-	-
---	--	--	--	------------------	---	---	---	---

WATER DEPARTMENT - RETAIL

4401

EXPENSES

Account Number	Account Description	FY2022 Actual	FY2023 Original Budget	FY2023 Department's Requested Budget	FY2024 Manager's Recommended Budget	FY2024 Commission Approved Budget
----------------	---------------------	---------------	------------------------	--------------------------------------	-------------------------------------	-----------------------------------

PERSONNEL COSTS

5074401	511000		SALARIES & WAGES	420,574	681,256	681,256	767,363	767,363
5074401	511003		SALARIES & WAGES PART-TIME	713	66,229	66,229	66,229	66,229
5074401	511300		SALARIES - OVERTIME	2,785	12,300	12,300	12,300	12,300
5074401	511302		ON-CALL PAY	14,296	12,249	12,249	12,249	12,249
5074401	512100		GROUP INSURANCE	126,016	189,622	189,622	198,208	198,208
5074401	512200		FICA	25,986	47,867	47,867	53,205	53,205
5074401	512300		MEDICARE	6,077	11,195	11,195	12,444	12,444
5074401	512400		RETIREMENT CONTRIBUTIONS	39,202	43,082	43,082	43,082	43,082
5074401	512430		PENSION EXPENSE - GASB 68	(22,611)	-	-	-	-
5074401	512440		401A EXPENSE	3,603	11,414	11,414	11,414	11,414
5074401	512700		WORKERS COMPENSATION	12,689	6,729	6,729	11,091	11,091
TOTAL PERSONNEL COSTS				629,329	1,081,943	1,081,943	1,187,585	1,187,585

CONTRACTED SERVICES

5074401	521200		PROFESSIONAL SERVICES	50,717	130,000	266,108	266,108	266,108
5074401	521201		PROFESSIONAL SERVICES- IT	2,395	2,515	2,761	2,761	2,761
5074401	521210		PROF SVCS-COUNTY ATTORNEY	4,910	7,130	21,311	21,311	21,311
5074401	521218	WA026	PROFESSIONAL SVCS-ENGINEERING	-	3,500	3,500	3,500	3,500
5074401	521218	WA027	PROFESSIONAL SVCS-ENGINEERING	-	21,250	21,250	21,250	21,250
5074401	521218	WA028	PROFESSIONAL SVCS-ENGINEERING	-	3,500	3,500	3,500	3,500
5074401	521218	WA029	PROFESSIONAL SVCS-ENGINEERING	-	2,800	2,800	2,800	2,800
5074401	521300		TECHNICAL SERVICES	105,856	125,700	125,700	125,700	125,700
5074401	522100		CLEANING/GARBAGE SERVICES	1,664	500	573	573	573
5074401	522200		REPAIRS AND MAINTENANCE	55,656	93,000	93,000	93,000	93,000
5074401	522310		RENTALS	-	4,500	4,500	4,500	4,500
5074401	523100		INSURANCE	53,036	62,736	67,452	90,321	90,321
5074401	523200		COMMUNICATIONS	8,496	14,309	21,609	21,609	21,609
5074401	523201		POSTAGE	538	2,000	2,000	2,000	2,000
5074401	523300		ADVERTISING	540	2,200	2,200	2,200	2,200
5074401	523400		PRINTING AND BINDING	922	1,000	1,000	1,000	1,000
5074401	523450		COPIER CHARGES	2,571	2,100	2,100	2,100	2,100
5074401	523500		TRAVEL	867	3,100	3,100	3,100	3,100
5074401	523600		DUES AND FEES	12,570	25,560	25,560	25,560	25,560
5074401	523700		EDUCATION AND TRAINING	441	11,599	11,599	11,599	11,599
5074401	523800		LICENSES	-	850	850	850	850
5074401	523850		CONTRACT LABOR	7,500	42,500	42,500	42,500	42,500
5074401	523900		OTHER PURCHASED SERVICES	826	30,000	30,000	30,000	30,000
TOTAL CONTRACTED SERVICES				309,506	592,349	754,973	777,842	777,842

SUPPLIES

5074401	531100		GENERAL SUPPLIES & MATERIALS	232,079	380,200	380,200	380,200	380,200
5074401	531118		FLEET MAINTENANCE REPAIRS	5,381	16,000	16,000	16,000	16,000
5074401	531150		UNIFORMS	3,120	5,600	5,600	5,600	5,600
5074401	531200		UTILITIES	6,944	58,000	58,000	58,000	58,000
5074401	531270		GASOLINE/DIESEL	18,992	25,000	25,000	25,000	25,000
5074401	531400		BOOKS AND PERIODICALS	-	200	200	200	200
5074401	531510		PURCHASED WATER	7	1,125,000	1,458,252	1,458,252	1,458,252
5074401	531600		SMALL EQUIPMENT	-	5,000	5,000	5,000	5,000
5074401	531700		OTHER SUPPLIES	-	200	200	200	200
TOTAL SUPPLIES				266,525	1,615,200	1,948,452	1,948,452	1,948,452

CAPITAL OUTLAY

5074401	541000		CAPITAL-PROPERTY	(20,156)	-	-	-	-
5074401	541000	WA032	PARL 53 NORTH-WATER MAIN EXT.	20,156	-	-	-	-
5074401	542000	EQ105	GROUND PENETRATING RADAR			25,000	25,000	25,000
5074401	542000	EQ106	PRO TURN 260 48" LAWN MOWER			9,500	9,500	9,500
5074401	542000	SO043	TYLER UTILITY BILLING SOFTWARE			185,000	185,000	185,000
5074401	542000	VH070	VEHICLE/TRUCK WATER AUTHORITY			45,000	45,000	45,000
TOTAL CAPITAL OUTLAY				-	-	264,500	264,500	264,500

WATER DEPARTMENT - RETAIL

4401

EXPENSES

Account Number	Account Description	FY2022 Actual	FY2023 Original Budget	FY2023 Department's Requested Budget	FY2024 Manager's Recommended Budget	FY2024 Commission Approved Budget
----------------	---------------------	---------------	------------------------	--------------------------------------	-------------------------------------	-----------------------------------

INTERFUND/INTERDEPARTMENT

5074401	551102	INDIRECT COST ALLOCATION-PW	20,176	20,176	20,176	20,176	20,176
5074401	551103	INDIRECT COST ALLOC-HR	-	-	7,500	7,500	7,500
5074401	551104	INDIRECT COST ALLOCATION- FIN	-	-	35,000	35,000	35,000
5074401	551105	INDIRECT COST ALLOCATION- CM	-	-	1,500	1,500	1,500
5074401	551106	INDIRECT COST ALLOCATION- OM	-	-	1,400	1,400	1,400
TOTAL INTERFUND/INTERDEPARTMENT			20,176	20,176	65,576	65,576	65,576

DEPRECIATION/AMORTIZATION

5074401	561020	DEPRECIATION - IMPROVEMENTS	7,330	-	-	-	-
5074401	561030	DEPRECIATION - INFRASTRUCTURE	421,509	-	-	-	-
5074401	561040	DEPRECIATION - BUILDINGS	6,311	-	-	-	-
5074401	561050	DEPRECIATION - MACH & EQUIP	34,176	-	-	-	-
5074401	561080	DEPRECIATION - VEHICLES	15,650	-	-	-	-
5074401	562000	AMORTIZATION	-	-	-	-	-
TOTAL DEPRECIATION/AMORTIZATION			484,976	-	-	-	-

OTHER COSTS

5074401	579000	CONTINGENCIES	-	1,637,793	3,443,275	3,335,198	3,335,198
5074401	579005	LIFE CYCLE REPLACEMENT	-	1,358,505	-	-	-
TOTAL OTHER COSTS			-	2,996,298	3,443,275	3,335,198	3,335,198

DEBT SERVICE

5074401	581000	DEBT PYMT - PRINCIPAL UOBWA	-	964,264	999,908	999,908	999,908
5074401	582000	DEBT PYMT - INTEREST UOBWA	-	245,428	208,048	208,048	208,048
5074401	582100	INTEREST EXP. - SS2001	1,234	-	-	-	-
TOTAL DEBT SERVICE			1,234	1,209,692	1,207,956	1,207,956	1,207,956

OTHER FINANCING USES

5074401	611230	TF OUT - LIFE CYL REPL FND 537	-	-	575,000	575,000	575,000
TOTAL OTHER FINANCING USES			-	-	575,000	575,000	575,000

TOTAL WATER DEPARTMENT - RETAIL			1,711,745	7,515,658	9,341,675	9,362,109	9,362,109
--	--	--	------------------	------------------	------------------	------------------	------------------

WATER & SEWER - CAPITAL FUNDS

527 | 537

DEPARTMENT PROFILE

Barrow County Utility Department implemented sewer capacity and connection fees to cover the cost of growth. A capital capacity funds account was created for the collection of sewer capacity fees and restricting them for the purpose of funding current and future Capital Projects. In addition, these restricted funds can be utilized for the debt service payment of these projects. A new sewer connection fee has been added to assist in the cost of funding operational expenditures.

EXPENSES FOR THE CAPITAL CAPACITY FEE FUND (FUND 517)

Account Number	Account Description	FY2022 Actual	FY2023 Original Budget	FY2024 Department's Requested Budget	FY2024 Manager's Recommended Budget	FY2024 Commission Approved Budget
5174335 523650	ADMINISTRATION FEE	100	-	-	-	-
5174335 531511	PURCHASED SEWER CAPACITY	1,500,000	-	-	-	-
5174335 541000	CAPITAL - PROPERTY	(77,132)	-	-	-	-
5174335 579000	CONTINGENCIES	-	1,760,000	-	-	-
5174335 611320	TF OUT - 527 CAP. PROJECT FUND	-	2,350,000	-	-	-
5174335 542000 SS031	BARBER CREEK FACILITY EXP-PHASE I	2,326	-	-	-	-
5174335 541000 SS032	TANNER'S BRIDGE LAB FACILITY SETUP	74,806	-	-	-	-
TOTAL		1,500,100	4,110,000	-	-	-

TOTAL WATER & SEWER CAPITAL CAPACITY FUND		1,500,100	4,110,000	-	-	-
--	--	------------------	------------------	---	---	---

EXPENSES FOR THE CAPITAL PROJECT FUND (FUND 527)

Account Number	Account Description	FY2022 Actual	FY2023 Original Budget	FY2024 Department's Requested Budget	FY2024 Manager's Recommended Budget	FY2024 Commission Approved Budget
----------------	---------------------	---------------	------------------------	--------------------------------------	-------------------------------------	-----------------------------------

DEBT SERVICE

5274335 582105	SS2023 REGIONS- INTEREST EXP	-	-	1,500,000	1,500,000	1,500,000
TOTAL DEBT SERVICE		-	-	1,500,000	1,500,000	1,500,000

CAPITAL OUTLAY

5274335 542000 EQ096	EQUIPMENT TRAILER	-	65,000	-	-	-
5274335 542000 EQ097	SERVICE TRUCK WITH CRANE	-	160,000	-	-	-
5274335 541000 SS036	MISC. SEWER EXPANSION	-	2,000,000	-	-	-
5274335 542000 VH060	TRUCK	-	40,000	-	-	-
5274335 541000 SS038	TOM MILLER AND HWY 81 PUMP STATION	-	-	250,000	250,000	250,000
5274335 541000 SS039	WAGER ODOR CONTROL UNIT	-	-	100,000	100,000	100,000
5274335 541000 SS040	OPERATIONS BUILDING IMPROVE	-	-	325,000	325,000	325,000
5274335 541000 SS041	BARBER CREEK 1.5MGD EXPANSION	-	-	7,391,769	7,391,769	7,391,769
5274335 541000 SS042	TOM MILLER PUMP STATION	-	-	6,209,000	6,209,000	6,209,000
5274335 541000 SS043	SIGNATURE PARK REGIONAL PUMP STATION	-	-	2,320,500	2,320,500	2,320,500
5274335 541000 SS044	HARRY MCCARTHY REGIONAL PUMP STATIO	-	-	2,350,000	2,350,000	2,350,000
5274401 542000	CAPITAL OUTLAY-MACH&EQUIP	-	-	2,200,000	2,200,000	2,200,000
5274401 542000 EQ098	STD LX SINGLE-TURNER MAINT. TRAILER	-	85,000	-	-	-
5274401 542000 WA043	WATER INTERCONNECTIONS SCADA INSTAL	-	-	400,000	400,000	400,000
5274401 541000 WA044	OLD VICTRON RD12" WATER MAIN	-	-	800,000	800,000	800,000
5274401 542000 WA045	S.E. HWY 81 WATER TANK HOSPITAL	-	-	4,000,000	4,000,000	4,000,000
5274401 541000 WA046	24" TRANSMISSION MAIN & INLINE PUMP	-	-	5,000,000	5,000,000	5,000,000
5274401 542000 WA047	NORTH WEST ELEVATED WATER TANK	-	-	4,000,000	4,000,000	4,000,000
TOTAL CAPITAL OUTLAY		-	2,350,000	35,346,269	35,346,269	35,346,269

TOTAL WATER & SEWER CAPITAL PROJECT FUND		-	2,350,000	36,846,269	36,846,269	36,846,269
---	--	---	------------------	-------------------	-------------------	-------------------

EXPENSES FOR THE LIFE CYCLE REPLACEMENT FUND (FUND 537)

Account Number	Account Description	FY2022 Actual	FY2023 Original Budget	FY2024 Department's Requested Budget	FY2024 Manager's Recommended Budget	FY2024 Commission Approved Budget
5374401 541000 WA037	OLD VICTRON RD - 12" WATER MAIN REPAIR	-	450,000	450,000	450,000	450,000
5374401 541000 WA038	JORDAN COFER VAULT UPGRADE	-	125,000	125,000	125,000	125,000
TOTAL CAPITAL OUTLAY		-	575,000	575,000	575,000	575,000

TOTAL WATER & SEWER LIFE CYCLE REPLACEMENT FUND		-	575,000	575,000	575,000	575,000
--	--	---	----------------	----------------	----------------	----------------



BARROW COUNTY
Georgia

STORMWATER FUND

STORMWATER UTILITY FUND

508

DEPARTMENT PROFILE

Department Description:

The Stormwater Division of the Public Works Department conducts activities associated with the operation and maintenance of the stormwater sewer system. This is an enterprise fund that is self - supporting through the collection of stormwater fees. The activities of the division are within the unincorporated area of Barrow County.

Mission Statement:

To protect public health, safety and the environment through effective management, operation and maintenance of the stormwater system. To minimize the impacts to citizens, public and private property caused by stormwater through stormwater regulations, policies and engineering.

Goals and Objectives:

1. Achieve Permit Compliance

* Achieve required reporting requirements of the stormwater phase 2 permit.

2. Provide a benefit to county residents through the operation & maintenance of the stormwater system

* Complete maintenance proactively through proficient inspections.

Performance Measures	Actual		Thru -3/2	Budget
	FY21	FY22	FY23	FY24
Department Revenues	\$869,661	\$892,827	\$1,168,709	\$1,300,000
Capital	\$157,842	\$98,549	\$69,182	\$175,000
Outfalls Inspected for Illicit Discharge	89	94	155	
Work Orders Completed	844	922	693	
100% stormwater permit compliance	100%	100%	100%	

STAFFING PLAN

Position Title	FY 2022	FY 2023	FY 2024
Full Time:			
Stormwater Manager	1	1	1
Stormwater Inspector	1	1	1
Maint. Tech 2	1	1	1
Maint. Tech 2	1	1	1
Maintenance Supervisor	1	1	1
TOTAL POSITIONS	5	5	5

STORMWATER UTILITY FUND

508

FY2024 BUDGET SUMMARY

	Stormwater Fund
Operating revenues:	
Charges for services	\$ 1,335,926
Total operating revenues	<u>1,335,926</u>
Operating expenses:	
Personnel costs	369,683
Contracted services	540,595
Professional and technical services	72,515
Supplies	171,000
Indirect	<u>30,133</u>
Total operating expenses	<u>1,183,926</u>
 Operating income (loss)	 <u>152,000</u>
Nonoperating income (expenses)	
Interest income	18,000
Capital Outlay	(170,000)
Debt Expense	<u>-</u>
Total nonoperating income (expenses)	<u>(152,000)</u>
 Change in net position	 <u><u>0</u></u>

STORMWATER UTILITY FUND

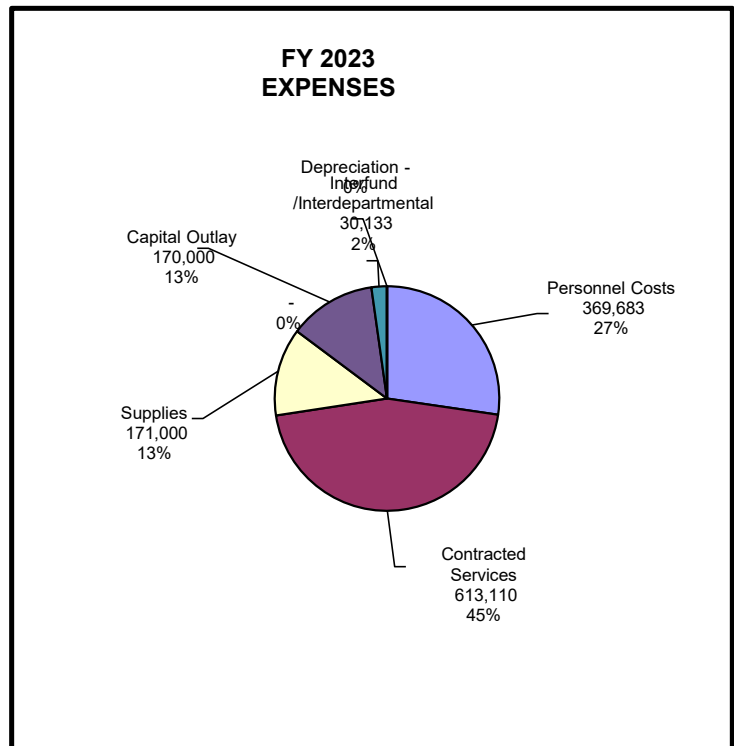
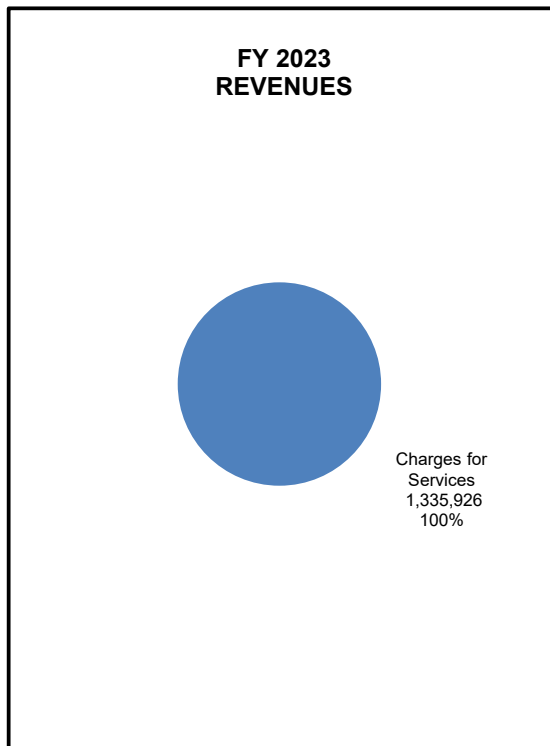
508

SUMMARY OF REVENUES

Account Description	FY2022 Actual	FY2023 Original Budget	FY2024 Manager's Recommended Budget	FY2024 Commission Approved Budget	% Change From FY2023-24 Budget
Charges for Services	892,827	1,294,000	1,335,926	1,335,926	3.24%
Interest Revenues	1,432	1,000	18,000	18,000	1700.00%
Miscellaneous Revenue	1,695,954	-	-	-	0.00%
Other Financing Sources	20,275	-	-	-	0.00%
TOTAL REVENUES	2,610,489	1,295,000	1,353,926	1,353,926	4.55%

SUMMARY OF EXPENSES

Account Description	FY2022 Actual	FY2023 Original Budget	FY2024 Manager's Recommended Budget	FY2024 Commission Approved Budget	% Change From FY2023-24 Budget
Personnel Costs	290,996	347,413	369,683	369,683	6.41%
Contracted Services	231,190	484,592	613,110	613,110	26.52%
Supplies	135,827	168,000	171,000	171,000	1.79%
Capital Outlay	(0)	275,000	170,000	170,000	-38.18%
Interfund /Interdepartmental	17,341	17,341	30,133	30,133	73.77%
Depreciation/Amortization	479,770	392,200	-	-	-100.00%
Other Costs	6,871	-	-	-	0.00%
TOTAL EXPENSES	1,161,996	1,684,546	1,353,926	1,353,926	-19.63%



STORMWATER UTILITY FUND

508

REVENUES

Account Number	Account Description	FY2022 Actual	FY2023 Original Budget	FY2023 Department's Requested Budget	FY2024 Manager's Recommended Budget	FY2024 Commission Approved Budget
----------------	---------------------	---------------	------------------------	--------------------------------------	-------------------------------------	-----------------------------------

CHARGES FOR SERVICES

50843202	341391		PLAN REVIEW FEES	-	44,000	44,138	50,926	50,926
50843202	348100		FEES - STORMWATER	892,827	1,250,000	1,285,000	1,285,000	1,285,000
TOTAL CHARGES FOR SERVICES				892,827	1,294,000	1,329,138	1,335,926	1,335,926

INTEREST INCOME

50800001	361002		GA FUND 1 INTEREST REVENUE	1,352	-	-	15,000	15,000
50843201	361000		INTEREST REVENUES	79	1,000	1,000	3,000	3,000
TOTAL INTEREST INCOME				1,432	1,000	1,000	18,000	18,000

MISCELLANEOUS REVENUE

50800001	334322		GA SOIL & WATER CONS.-DONATION	1,500	-	-	-	-
50843201	381013		CAPITAL CONTRIBUTIONS	1,694,454	-	-	-	-
TOTAL MISCELLANEOUS REVENUE				1,695,954	-	-	-	-

OTHER FINANCING SOURCES

50800001	392105		SALE OF FIXED ASSESTS-VEHICLES	20,275	-	-	-	-
TOTAL OTHER FINANCING SOURCES				20,275	-	-	-	-

TOTAL STORMWATER UTILITY FUND				2,610,489	1,295,000	1,330,138	1,353,926	1,353,926
--------------------------------------	--	--	--	------------------	------------------	------------------	------------------	------------------

STORMWATER UTILITY FUND

508

EXPENSES

Account Number	Account Description	FY2022 Actual	FY2023 Original Budget	FY2023 Department's Requested Budget	FY2024 Manager's Recommended Budget	FY2024 Commission Approved Budget
----------------	---------------------	---------------	------------------------	--------------------------------------	-------------------------------------	-----------------------------------

PERSONNEL COSTS

5084320	511000		SALARIES & WAGES	206,875	246,323	246,323	269,748	269,748
5084320	511300		SALARIES - OVERTIME	175	-	-	-	-
5084320	512100		GROUP INSURANCE	59,868	66,645	66,645	62,815	62,815
5084320	512200		FICA	11,913	15,273	15,273	16,724	16,724
5084320	512300		MEDICARE	2,786	3,572	3,572	3,912	3,912
5084320	512400		RETIREMENT CONTRIBUTIONS	6,667	6,364	6,364	6,364	6,364
5084320	512430		PENSION EXPENSE - GASB 68	(2,184)	-	-	-	-
5084320	512440		401A EXPENSE	1,792	6,248	6,248	6,248	6,248
5084320	512700		WORKERS COMPENSATION	3,105	2,988	2,988	3,872	3,872
TOTAL PERSONNEL COSTS				290,996	347,413	347,413	369,683	369,683

CONTRACTED SERVICES

5084320	521200		PROFESSIONAL SERVICES	5,550	30,000	30,000	30,000	30,000
5084320	521201		PROFESSIONAL SERVICES- IT	2,395	2,515	2,515	2,515	2,515
5084320	521210		PROF SVCS-COUNTY ATTORNEY	5,137	15,000	15,000	15,000	15,000
5084320	521300		TECHNICAL SERVICES	11,649	15,000	25,000	25,000	25,000
5084320	522100		CLEANING/GARBAGE SERVICES	-	-	2,500	2,500	2,500
5084320	522200		REPAIRS AND MAINTENANCE	189,553	400,000	510,000	510,000	510,000
5084320	523100		INSURANCE	3,785	4,477	4,477	5,995	5,995
5084320	523200		COMMUNICATIONS	4,097	4,100	8,600	8,600	8,600
5084320	523201		POSTAGE	598	600	600	600	600
5084320	523300		ADVERTISING	140	300	300	300	300
5084320	523400		PRINTING AND BINDING	-	300	300	300	300
5084320	523450		COPIER CHARGES	1,809	3,300	3,300	3,300	3,300
5084320	523500		TRAVEL	1,554	1,500	1,500	1,500	1,500
5084320	523600		DUES AND FEES	3,940	2,500	2,500	2,500	2,500
5084320	523700		EDUCATION AND TRAINING	982	5,000	5,000	5,000	5,000
TOTAL CONTRACTED SERVICES				231,190	484,592	611,592	613,110	613,110

SUPPLIES

5084320	531100		GENERAL SUPPLIES & MATERIALS	105,344	120,000	120,000	120,000	120,000
5084320	531118		FLEET MAINTENANCE REPAIRS	2,274	20,000	20,000	20,000	20,000
5084320	531200		UTILITIES	512	4,000	7,000	7,000	7,000
5084320	531270		GASOLINE/DIESEL	25,231	20,000	20,000	20,000	20,000
5084320	531300		FOOD	316	500	500	500	500
5084320	531600		SMALL EQUIPMENT	2,150	3,500	3,500	3,500	3,500
TOTAL SUPPLIES				135,827	168,000	171,000	171,000	171,000

STORMWATER UTILITY FUND

508

EXPENSES

Account Number	Account Description	FY2022 Actual	FY2023 Original Budget	FY2023 Department's Requested Budget	FY2024 Manager's Recommended Budget	FY2024 Commission Approved Budget
----------------	---------------------	---------------	------------------------	--------------------------------------	-------------------------------------	-----------------------------------

CAPITAL OUTLAY

5084320	541000		CAPITAL - PROPERTY	(18,773)	-	-	-	-
5084320	541000	BL019	CAPITAL - PROPERTY	(79,776)	-	-	-	-
5084320	541000	BL019	SHOP FOR STORMWATER OPERATIONS	18,773	250,000	60,000	60,000	60,000
5084320	542000	EQ076	JOHN DEERE 325G COMPACT LOADER	58,496	-	-	-	-
5084320	542000	EQ077	EQ077 COMMERCIAL MOWER	9,319	-	-	-	-
5084320	542000	EQ079	STRAW BLOWER ATTACHMENT FOR LOADER	11,961	-	-	-	-
5084320	542000	EQ096	EQUIPMENT TRAILER	-	25,000	-	-	-
5084320	542000	EQ117	CCTV TRAILER UNIT	-	-	65,000	65,000	65,000
5084320	542000	VH073	FORD EXPLORER	-	-	45,000	45,000	45,000
TOTAL CAPITAL OUTLAY				(0)	275,000	170,000	170,000	170,000

INTERFUND/INTERDEPARTMENT

5084320	551102		INDIRECT COST ALLOCATION-PW	17,341	17,341	17,341	17,341	17,341
5084320	551103		INDIRECT COST ALLOC-HR	-	-	3,511	3,511	3,511
5084320	551104		INDIRECT COST ALLOCATION- FIN	-	-	7,680	7,680	7,680
5084320	551105		INDIRECT COST ALLOCATION- CM	-	-	1,037	1,037	1,037
5084320	551106		INDIRECT COST ALLOCATION- OM	-	-	564	564	564
TOTAL INTERFUND/INTERDEPARTMENT				17,341	17,341	30,133	30,133	30,133

DEPRECIATION

5084320	561030		DEPRECIATION - INFRASTRUCTURE	341,070	330,000	-	-	-
5084320	561040		DEPRECIATION - BUILDINGS	165	200	-	-	-
5084320	561050		DEPRECIATION - MACH & EQUIP	19,235	17,000	-	-	-
5084320	561080		DEPRECIATION - VEHICLES	119,300	45,000	-	-	-
TOTAL DEPRECIATION				479,770	392,200	-	-	-

OTHER COSTS

5084320	531000		LOSS ON DISPOSAL	6,871	-	-	-	-
TOTAL OTHER COSTS				6,871	-	-	-	-

OTHER FINANCING USES

5084320	611005		TRANSFER OUT TO GENERAL FUND	-	-	-	-	-
TOTAL OTHER FINANCING USES				-	-	-	-	-

TOTAL STORMWATER UTILITY FUND				1,161,996	1,684,546	1,330,138	1,353,925.99	1,353,925.99
--------------------------------------	--	--	--	------------------	------------------	------------------	---------------------	---------------------



BARROW COUNTY
Georgia



BARROW COUNTY

— *Georgia* —

LONG TERM DEBT SCHEDULE

LONG TERM DEBT

UPPER OCONEE BASIN WATER AUTHORITY GENERAL OBLIGATION BONDS

Facility Type	Acquisition Date	Fiscal Year Due	Principal	Interest	Total
\$21,465,192 for the county's share (37.52%) to construct a reservoir and water treatment facility to provide water to member counties. 0.85% to 5.0%. Paid by SPLOST-2012 with a transfer in to Water & Sewer Enterprise Fund (Water Dept. - Wholesale). On April 29, 2015, the UOBWA refinanced the revenue bonds series 1997. The Series 2015A Bonds have interest rates ranging between 2.250% through 5.000%. The Series 2015B Bonds have interest rates ranging between 0.850% through 3.000%. Total County share of these revenue bonds is \$9,640,764.	2002	2023-24	999,908	208,048	1,207,956
		2024-25	1,044,932	164,619	1,209,551
		2025-26	1,095,584	163,493	1,259,077
		2026-27	1,078,735	105,273	1,184,008
Total			4,219,159	641,433	4,860,592

2005/2016A WATER AND SEWER AUTHORITY REVENUE BONDS

Facility Type	Acquisition Date	Fiscal Year Due	Principal	Interest	Total
\$10,000,000 to acquire or construct water system improvements. 3.72%. Paid by Water & Sewer Enterprise Fund (Water Dept. - Systems). On February 29, 2016, the County refinanced the 2005 Revenue Bonds with the Revenue Refunding Bonds, Series 2016A for \$6,220,000 at 1.75% interest rate.	10-2005	2023-24	650,000	29,672	679,672
		2024-25	670,000	18,026	688,026
		2024-26	680,000	5,983	685,983
Total			2,000,000	53,681	2,053,681

LONG TERM DEBT

CITY OF WINDER SEWER TREATMENT CAPACITY DEBT/SERIES 2016B REVNUUE BONDS

Facility Type	Acquisition Date	Fiscal Year Due	Principal	Interest	Total
10,416,000 (\$5,832,000 for construction and \$4,584,000 for shared capacity charge) to obtain sewer treatment capacity at Winder's wastewater treatment facility. This amortization is for construction only. Sewer capacity charge is paid only when taps are sold. Paid by Water & Sewer Enterprise Fund (Wastewater Dept. - Systems). On February 29, 2016, the County refinanced this contract obligation with the Revenue Bonds Series 2016B at 2.10% interest rate.	6-2006	2023-24	235,000	23,258.00	258,258
		2024-25	240,000	18,270.00	258,270
		2025-26	245,000	13,177.00	258,177
		2026-27	250,000	7,980.00	257,980
		2027-28	255,000	2,678.00	257,678
Total			1,225,000	65,363	1,290,363

WINDER-BARROW INDUSTRIAL BUILDING AUTHORITY GENERAL OBLIGATION BONDS

Facility Type	Acquisition Date	Fiscal Year Due	Principal	Interest	Total
\$15,440,000 to acquire 275.62 acres of property on SR 53 and SR 316 for future development. 5.5% to 6.2%. Paid by General Fund with a transfer in to the W-B IBA Special Revenue Fund. On June 23rd, 2015, the County paid principal on the old bonds of \$440,000 and refinanced the remaining debt in the amount of 13,115,000. The 2015 Series Bonds have annual interest rates ranging between 0.50% to 4.10%.	6-2006	2023-24	890,000	158,554	1,048,554
		2024-25	906,000	141,178	1,047,178
		2025-26	921,000	123,501	1,044,501
		2026-27	939,000	105,506	1,044,506
		2027-28	960,000	87,133	1,047,133
		2028-29	980,000	68,364	1,048,364
		2029-30	997,000	49,236	1,046,236
		2030-31	1,012,000	29,799	1,041,799
2031-32	1,034,000	10,004	1,044,004		
Total			8,639,000	773,274	9,412,274

LONG TERM DEBT

2019 GENERAL OBLIGATION BOND ISSUE

Facility Type	Acquisition Date	Fiscal Year Due	Principal	Interest	Total
Refunded a portion of the 2005 GO Bond issue. 2.35%. Savings from this refinancing was used to partially fund the county-wide public safety radio system narrow banding project. Paid by SPLOST-2012.	9-2012	2023-24	3,790,000	570,613	4,360,613
		2024-25	3,960,000	411,550	4,371,550
		2025-26	4,110,000	273,400	4,383,400
		2026-27	4,235,000	105,875	4,340,875
Total			16,095,000	1,361,438	17,456,438

GEFA LOANS/2017 REVENUE BONDS

Facility Type	Acquisition Date	Fiscal Year Due	Principal	Interest	Total
\$2,854,549 & \$320,743 GEFA Loans to finance the cost of acquiring, constructing, and installing sewer system improvements at 3.81% and 3.31% . Paid by Water & Sewer Enterprise Fund (Wastewater Dept. - Systems). On April 27, 2017, the GEFA Loans were refunded by the Series 2017 Revenue Bonds at 2.66%.	9-2012	2023-24	171,388	45,093	216,481
		2024-25	176,003	40,478	216,481
		2025-26	180,742	35,739	216,481
		2026-27	185,609	30,872	216,481
		2027-28	190,607	25,874	216,481
		2028-29	195,740	20,741	216,481
		2029-30	201,010	15,471	216,481
		2030-31	206,423	10,058	216,481
		2031-32	211,981	4,500	216,481
		2032-33	53,882	236	54,118
Total			1,773,385	229,062	2,002,447

WELLS FARGO CAPITAL LEASE - ENERGY SAVING PROJECT

Facility Type	Acquisition Date	Fiscal Year Due	Principal	Interest	Total
\$693,854 Capital Lease to finance the cost of the Energy Saving Project at 2.85% for 10 years. Energy Savings through Buildings & Grounds Department will be used to pay back this loan through the General Fund.	9-2012	2023-24	71,142	9,090	80,232
		2024-25	73,184	7,048	80,232
		2025-26	75,285	4,948	80,233
		2026-27	77,445	2,787	80,232
		2027-28	39,552	566	40,118
Total			336,608	24,439	361,047

TOTAL DEBT PAYMENTS FOR FY 2024

Principal	Interest	Total
6,807,438	1,044,328	7,851,766

TOTAL DEBT OUTSTANDING

Principal	Interest	Total
34,288,152	3,148,690	37,436,842

DEBT PER CAPITA

48,476,458/90,458 = 535.90



BARROW COUNTY
Georgia

CAPITAL IMPROVEMENT PROGRAM

FIVE YEAR CIP FOR BARROW COUNTY - FY2024 - FY2028

FISCAL YEAR 2024:

Department	Capital Item Description	New or Replacement	Estimated Cost	Funding Source
General Fund				
Elections (1400)	Election Equipment	R	22,000	SPLOST2018
Information Technology (1535)	Computer, Laptop, Tablet Replacements	R	25,000	SPLOST2018
Buildings & Ground (1565)	Renovation of 2nd Floor of Historic Courthouse - for the Planning & Design of a Training Room	N	720,000	SPLOST2018
Buildings & Grounds (1565)	Upgrade HVAC units at the Senior Center	R	70,000	General Fund
Buildings & Grounds (1565)	Upgrade HVAC units at the Sheriff's Office	R	120,000	SPLOST 2022
Sheriff's Office (3300)	Vehicles (20)	R		
Detention (3326)	Point of Sale (POS) system	R	18,000	SPLOST2018
Sheriff's Office (3300)	Computer Upgrades	R	75,000	General Fund
Sheriff's Office (3300)	Server Replacement (1)	R	125,000	SPLOST 2022
Sheriff's Office (3300)	SWAT Vests - (20) (Expire in 2024)	R	80,000	SPLOST2018
Sheriff's Office (3300)	County Jail & Justice Center Expansion Study	N	30,000	SPLOST 2022
Coroner (3700)	Additional to FY2023 Budgeted amount to the purchase of a Van	R	20,000	SPLOST2018
Animal Control (3910)	Replacement of Metal Kennels & Cages	R	15,000	General Fund
Transportation (4101)	Annual LMIG Program	R	1,599,000	1,230,000 Grant - LMIG Funds
				369,000 General Fund SPLOST2018
Transportation (4101)	Annual Road and Bridge Improvement Program (non LMIG)	R	2,800,000	1,800,000 Fund Balance - Capital Projects Fur
				1,000,000 SPLOST 2022
Transportation (4101)	Safety Improvement - Install Centerline and Edge line Rumble Strups - Bethlehem Rd from SR 53 to Doc McLocklin Rd *project identified in 316 corridor study	N	200,000	General Fund SPLOST2018
Transportation (4101)	Off System Additional LMIG	R	162,500	125,000 Grants - LMIG Funds
				37,500 General Fund - LMIG Match
Transportation (4101)	SR81 & TOM MILLER RD IMPROVEMENT	N	500,000	386,933 General Fund
				113,067 General Fund SPLOST2018
Transportation (4101)	Countyline Auburn Bridge Construction	N	1,500,000	585,592 GF - Committed Fund Bal
				834,581 General Fund
				79,827 Fund Balance - Capital Projects Fur
Roads & Bridges (4200)	24ft 12 Ton Gooseneck Trailer	N	23,000	SPLOST 2022
Roads & Bridges (4200)	Tandem Dump Truck	R	225,000	SPLOST 2022
Roads & Bridges (4200)	Road Widener FH-R Attachment	N	65,000	SPLOST2018
Roads & Bridges (4200)	F-150 Crew Cab 4x4	R	50,000	General Fd - Vehicle Replacement
Senior Center (5404)	Commercial Dishwasher	R	24,000	SPLOST 2022
Parks & Recreation (6100)	Trailer	R	6,000	SPLOST 2022
Parks & Recreation (6100)	Laser Grade & Renovate Ballfields	R	30,000	SPLOST 2022
Parks & Recreation (6100)	Renovate Soccer Restrooms	R	25,000	General Fund
Parks & Recreation (6100)	Mower	N	45,000	SPLOST 2022
Parks & Recreation (6100)	Maintenance Shop - Add Outdoor Storage Side Structure	N	50,000	SPLOST 2022
Parks & Recreation (6100)	Golf Cart	N	18,000	SPLOST2018
Cooperative Extension	Paving parking area, tree removal, and fencing	N		General Fund

Department	Capital Item Description	New or Replacement	Estimated Cost	Funding Source
Special Revenue Funds				
Panning & Community Development Fund (7400)	Tyler Planning/Permitting/Inspections/Licensing	N	212,520	Planning & Community Dev Fund
911 Fund	New Dispatch Console Furniture (7 @25,000 each)	R	180,000	SPLOST 2022
911 Fund	4 Laptop Remote E911 Phones for Backup	N	51,000	SPLOST2018
Fire Fund (3505)	Admin Vehicle (3)	R	165,000	SPLOST2022
Fire Fund (3505)	Thermal Imaging Cameras	R	80,000	SPLOST2022
Enterprise Funds				
Storm Water Utility (4320)	CCTV Trailer Unit (Share with Waste Water (1/2)	N	65,000	Stormwater Fund
Storm Water Utility (4320)	Ford Explorer	R	45,000	Stormwater Fund
Storm Water Utility (4320)	Shop Project (Items to finish up project)	N	60,000	Stormwater Fund
Wastewater (4335)	Operations Building Improvements	N	325,000	Water & Sewer Fund 527
Wastewater (4335)	Tom Miller and Hwy 81 Pump Stations Upgrade	N	250,000	Water & Sewer Fund 527
Wastewater (4335)	Vehicle/Truck	N	45,000	Water & Sewer Fund 507
Wastewater (4335)	60" Lawn Mower	N	12,000	Water & Sewer Fund 507
Wastewater (4335)	Wager Odor Control Unit	N	100,000	Water & Sewer Fund 527
Wastewater (4335)	Barber Creek 1.5 MGD Expansion	N	7,391,769	FY23 Water and Sewer Bond
Wastewater (4335)	Tom Miller Pump Station	R	6,209,000	FY23 Water and Sewer Bond
Wastewater (4335)	Signature Park Regional Pump Station	N	2,320,500	FY23 Water and Sewer Bond
Wastewater (4335)	Harry McCarty Regional Pump Station	N	2,350,000	FY23 Water and Sewer Bond
Wastewater (4335)	Barber Creek Facility Expansion Phase 1 - RSS31	N	1,508,000	ARP Funds
Wastewater (4335)	Barber Creek Facility Expansion Phase 1 - SS031	N	3,631,325	ARP Funds
Water (4401)	Ground Penetrating Radar	N	25,000	Water & Sewer Fund 507
Water (4401)	48" Lawn Mower	N	9,500	Water & Sewer Fund 507
Water (4401)	Tyler Utility Billing Software	N	185,000	Water & Sewer Fund 507
Water (4401)	Vehicle /Truck (1)	N	45,000	Water & Sewer Fund 507
Water (4401)	Park 53 North Water Main Extension	N	2,200,000	Water & Sewer Fund 517
Water (4401)	Old Victron Road 12" Water Main	R	800,000	FY23 Water and Sewer Bond
Water (4401)	SE Hwy 81 Elevated Water Tank	N	4,000,000	FY23 Water and Sewer Bond
Water (4401)	24" Transmission Lineand Inline Pump Station	N	5,000,000	FY23 Water and Sewer Bond
Water (4401)	NE Elevated Water Tank	N	4,000,000	FY23 Water and Sewer Bond
Water (4401)	Water Interconnections Scada Installs	N	400,000	Water & Sewer Fund 527
Water (4401)	Barrow NE Water Storage Tank - RWA34	N	2,488,913	ARP Funds
Water (4401)	Upper Oconee Water Treatment Plant Expansion - RWA35	N	2,500,000	ARP Funds
Water (4401)	Water Main - Pleasant Hill / Hwy 211 - WA036	N	2,142,417	ARP Funds

Department	Capital Item Description	New or Replacement	Estimated Cost	Funding Source
Total Cost for FY 2024			\$ 57,439,444	
General Fund			\$ 1,444,014	
General Fund Committed FB			585,592	
GF - Vehicle Replacement Funds			50,000	
Capital Projects Committed FB			1,879,827	
Panning & Community Dev.			212,520	
SPLOST2018			1,701,067	
SPLOST2022			2,103,000	
Grants Funds			1,355,000	
ARP Grant			12,270,655	
Stormwater Fund			170,000	
Water & Sewer Fund			35,667,769	

Department	Capital Item Description	New or Replacement	Estimated Cost	Funding Source
------------	--------------------------	--------------------	----------------	----------------

FISCAL YEAR 2025:

General Fund				
Elections (1400)	Election Equipment	R	17,500	SPLOST2022
Information Technology (1535)	Data Center Equipment Refresh - Courthouse / Detention Center	R	40,000	SPLOST2022
Information Technology (1535)	Computer, Laptop, Tablet Replacements	R	25,000	SPLOST2022
Tax Assessor (1550)	Four Wheel Drive Truck	R	30,000	SPLOST2022
Buildings & Grounds (1565)	Roof Replacement for the Judicial Courthouse	N	500,000	SPLOST2022
Buildings & Grounds (1565)	Truck (1) - Replace 2005 unit	R	50,000	SPLOST2022
Buildings & Grounds (1565)	Pave Back Parking Lot at Old Courthouse & Tag Office	N	100,000	General Fund
Sheriff's Office (3300)	Computers Upgrade	R	75,000	General Fund
Sheriff's Office (3300)	Server Replacement (1)	R	125,000	SPLOST2022
Sheriff's Office (3300)	Vehicles (20)	N	1,200,000	600,000 General Fund
				600,000 SPLOST2022
Sheriff's Office (3300)	Generators and wiring of the Sheriff building	R	1,500,000	General Fund
Sheriff's Office (3300)	County Jail & Justice Center Expansion	N	19,270,000	SPLOST2022
Animal Control (3910)	Metal Kennels and Cages	N	40,000	General Fund
Animal Control (3910)	Truck Replacement	R	75,000	GF - Motor Vehicle Replacement Fd
Transportation (4101)	Annual LMIG Program	R	1,729,000	1,330,000 Grant - LMIG Funds
				399,000 General Fund - Local Match
Transportation (4101)	Off System Additional LMIG	R	162,500	125,000 Grants - LMIG Funds
				37,500 General Fund - LMIG Match
Transportation (4101)	Annual Road and Bridge Improvement Program (non LMIG)	R	2,900,000	SPLOST2022
Transportation (4101)	Intersection improvement at SR 53 at Mulberry Rd	R	250,000	125,000 Grants
				125,000 General Fund - Local Match
Transportation (4101)	Traffic Line Re-Striping and Signs	R	100,000	General Fund
Transportation (4101)	Dirt Road Paving - Melinda Drive	N	300,000	General Fund
Transportation (4101)	CEDAR CREEK & SR 211 REALIGN. IMPROVEMENT	R	1,250,000	General Fund - Moved from FY2023
Transportation (4101)	Dirt Road Paving - Thurmond Circle	R	300,000	General Fund - Moved from FY2023
Transportation (4101)	Intersection improvement at Tom Miller Rd and Haymon Morris Rd - Roundabout (Engineering and preconstruction) *project identified in 316 corridor study	R	500,000	General Fund - Moved from FY2024
Transportation (4101)	Traffic Line Re-Striping and Signs	R	100,000	General Fund - Moved from FY2024
Roads & Bridges (4200)	Skid Steer 333G	R	100,000	General Fund
Roads & Bridges (4200)	Mini Excavator 85G	R	100,000	General Fund
Roads & Bridges (4200)	Asphalt Spreader	R	275,000	General Fund
Senior Center (5404)	Repave Parking Lot	R	35,000	General Fund
Parks & Recreation (6100)	Laser Grade & Renovate Ballfields	R	30,000	General Fund
Parks & Recreation (6100)	Renovate Soccer Restrooms	R	25,000	General Fund
Parks & Recreation (6100)	Move Restroom Structure from Tennis to Dog Park	R	80,000	General Fund
Parks & Recreation (6100)	Vehicle Replacement	R	50,000	General Fund
Parks & Recreation (6100)	LED Athletic Field Lighting	R	300,000	General Fund
Parks & Recreation (6100)	Renovate Field 5	R	100,000	General Fund
Parks & Recreation (6100)	Renovate Courts 13/14 & Fencing	R	125,000	General Fund
Cooperative Extension (7110)	Vehicle for Agriculture Agent (Ford Escape)	R	30,000	GF - Motor Vehicle Replacement Fd

Department	Capital Item Description	New or Replacement	Estimated Cost	Funding Source
Special Revenue Funds				
Planning & Economic Development Fund (214)	Plotter	R	15,000	Planning & Community Dev Fund
911 Fund	Upgrade Current 911 Phone System hardware and software	R	275,000	General Fund
Fire Fund	3000 Gallon Water Tender	N	400,000	SPLOST2022
Fire Fund	Fire Station Renovation	N	500,000	SPLOST2022
Fire Fund	Rescue Pumper	R	775,000	SPLOST2022
Enterprise Funds				
Storm Water Utility (4320)	Ford F550 Dump	N	90,000	Stormwater Fund
Storm Water Utility (4320)	Trailer	N	25,000	Stormwater Fund
Water (4401)	NE Region Feeder Main - 16" *	N	4,000,000	Water & Sewer Fund
Wastewater (4335)	Tanners Bridge WTF Effluent Filter	N	400,000	Water & Sewer Fund
Water (4401)	Vehicle / Truck (1)	N	45,000	Water & Sewer Fund
Total Cost for FY 2025			\$ 38,414,000	
General Fund	\$ 6,921,500			
GF - Vehicle Replacement Funds	105,000			
Planning & Economic Dev	15,000			
SPLOST2022	25,232,500			
Grants Funds	1,580,000			
Stormwater Fund	115,000			
Water & Sewer Fund	4,445,000			

Department	Capital Item Description	New or Replacement	Estimated Cost	Funding Source
------------	--------------------------	--------------------	----------------	----------------

FISCAL YEAR 2026:

General Fund					
Elections (1400)	Election Equipment	R	17,500	SPLOST2022	
Information Technology (1535)	Data Center Equipment Refresh - Historical Courthouse	R	60,000	SPLOST2022	
Information Technology (1535)	Computer, Laptop, Tablet Replacements	R	25,000	SPLOST2022	
Tax Assessor (1550)	Ford Escape Appraisal Vehicle	R	26,000	SPLOST2022	
Buildings & Grounds (1565)	Truck (1) - Replace 2007 unit	R	50,000	SPLOST2022	
Buildings & Grounds (1565)	Replace Old Courthouse HVAC Chiller Tower Unit	N	450,000	General Fund	
Sheriff's Office (3300)	Computers Upgrade	R	75,000	SPLOST2022	
Sheriff's Office (3300)	Vehicles (20)	N	1,300,000	600,000	General Fund
				700,000	SPLOST2022
Sheriff's Office (3300)	County Jail & Justice Center Expansion		19,300,000	SPLOST2022	
Animal Control (3910)	Truck Replacement	R	75,000	General Fund	
Animal Control (3910)	Truck Replacement	R	75,000	General Fund	
Transportation (4101)	Annual LMIG Program	R	1,859,000	1,302,000	LMIG Funds
				557,000	General Funds
Transportation (4101)	Off System Additional LMIG	R	162,500	125,000	Grants LMIG
				37,500	General Funds
Transportation (4101)	Traffic Line Re-Striping and Signs	R	100,000	General Fund	
Transportation (4101)	Intersection improvement at Carl Bethlehem at Haymon Morris - Roundabout *project identified in 316 corridor study	R	500,000	General Fund	
Transportation (4101)	Annual Road and Bridge Improvement Program (non LMIG)	R	3,000,000	SPLOST2022	
Transportation (4101)	Dirt Road Paving - Joseph Griggs	N	300,000	General Fund	
Roads & Bridges (4200)	Flat Bed Dump Truck	R	100,000	SPLOST2022	
Roads & Bridges (4200)	Road Tractor	R	175,000	SPLOST2022	
Roads & Bridges (4200)	Low Boy Trailer	R	80,000	SPLOST2022	
Roads & Bridges (4200)	Motor Grader	R	200,000	SPLOST2022	
Senior Center (5404)	Fully Renovate Men's & Women's Restrooms	R	125,000	General Fund	
Parks & Recreation (6100)	Laser Grade & Renovate Ballfields	R	40,000	General Fund	
Parks & Recreation (6100)	Tennis Courts Repair & Resurfacing	R	40,000	General Fund	
Parks & Recreation (6100)	Field Groomer	R	15,000	General Fund	
Parks & Recreation (6100)	Playground Equipment Replacement	R	50,000	General Fund	
Cooperative Extension (7110)	Expanding Building and Educational Pavilion	N	350,000	General Fund	

Department	Capital Item Description	New or Replacement	Estimated Cost	Funding Source
Special Revenue Funds				
911 Fund	911 Vehicle	R	38,000	General Fund
Fire Fund	Rescue Pumper	R	800,000	SPLOST2022
Fire Fund	New Squad	N	300,000	SPLOST2022
Fire Fund	Fire Station Renovation	N	250,000	SPLOST2022
Enterprise Funds				
Storm Water Utility (4320)	Bush hog Tractor	N	75,000	Stormwater Fund
Wastewater (4335)	Sewer Line Replacement	R	300,000	Water & Sewer Fund
Water (4401)	Water Line Replacement - Double Bridges Road, Bowman Mill	R	1,500,000	Water & Sewer Fund
Water (4401)	Vehicle / Truck (1)	N	45,000	Water & Sewer Fund
Total Cost for FY 2026			\$ 31,858,000	
General Fund	\$ 3,352,500			
SPLOST2022	25,158,500			
Grants Funds	1,427,000			
Stormwater Fund	\$75,000			
Water & Sewer Fund	1,845,000			

Department	Capital Item Description	New or Replacement	Estimated Cost	Funding Source
------------	--------------------------	--------------------	----------------	----------------

FISCAL YEAR 2027:

General Fund				
Elections (1400)	Election Equipment	R	17,500	SPLOST2022
Information Technology (1535)	Computer, Laptop, Tablet Replacements	R	30,000	SPLOST2022
Information Technology (1535)	Network Switch Replacement	R	100,000	SPLOST2022
Buildings & Grounds (1565)	Animal Control Roof Replacement	R	70,000	General Fund
Buildings & Grounds (1565)	Truck (2) - Replace 2007 unit	R	100,000	General Fund
Sheriff's Office (3300)	Computers Upgrade	R	100,000	SPLOST2022
Sheriff's Office (3300)	Vehicles (20)	R	1,400,000	700,000
				700,000
Animal Control (3910)	Truck Replacement	R	75,000	SPLOST2022
Animal Control (3910)	Truck Replacement	R	75,000	SPLOST2022
Transportation (4101)	Intersection improvement - Carl Bethlehem at Harry McCarty - Flatten Vertical Curve	R	500,000	General Funds
Transportation (4101)	Annual LMIG Program	R	1,989,000	1,530,000
				459,000
Transportation (4101)	Off System Additional LMIG	R	162,500	125,000
				37,500
Transportation (4101)	Traffic Line Re-Striping and Signs	R	100,000	General Fund
Transportation (4101)	Annual Road and Bridge Improvement Program (non LMIG)	R	3,100,000	SPLOST
Transportation (4101)	Dirt Road Paving - Pressley Rd	N	300,000	General Fund
Roads & Bridges (4200)	Bull Dozer	N	200,000	SPLOST2022
Roads & Bridges (4200)	Tandem Dump Truck	R	300,000	SPLOST2022
Roads & Bridges (4200)	Crew Cab Pickup Truck	R	80,000	SPLOST2022
Senior Center (5404)	Renovate center flooring	R	110,000	General Fund
Parks & Recreation (6100)	Scoreboard Replacement	R	40,000	General Fund
Parks & Recreation (6100)	Tennis Court Lighting Replacement	R	80,000	General Fund
Parks & Recreation (6100)	Leisure Services Center Restrooms Renovation	R	40,000	General Fund
Parks & Recreation (6100)	Field Recrowning, Dethatch, Deep Tyne Aerate, Top Dress, etc.	R	60,000	General Fund
Parks & Recreation (6100)	Field 6-7 Building Restroom Renovation	R	40,000	General Fund
Parks & Recreation (6100)	Building 1-4 Carpet Replacement/Restroom Upgrade	R	30,000	General Fund
Parks & Recreation (6100)	LED Athletic Field Lighting	R	330,000	General Fund

Department	Capital Item Description	New or Replacement	Estimated Cost	Funding Source
Special Revenue Funds				
911 Fund				
Fire Fund	Rescue Pumper	R	800,000	SPLOST2022
Fire Fund	New Fire Station Land	N	700,000	SPLOST2022
Enterprise Funds				
Storm Water Utility (4320)	John Deere Excavator	R	90,000	Stormwater Fund
Wastewater (4335)	New Basin Pump Station and Sewer Line	N	1,500,000	Water & Sewer Fund
Water (4401)	Class 200 Water Pipe Replacement - Multiple Roads	R	2,000,000	Water & Sewer Fund
Water (4401)	Vehicle / Truck (1)	N	45,000	Water & Sewer Fund
Total Cost for FY 2027			\$ 14,519,000	
General Fund	\$ 2,996,500			
SPLOST2022	6,277,500			
Grants Funds	\$1,655,000			
Stormwater Fund	\$90,000			
Water & Sewer Fund	3,500,000			

Department	Capital Item Description	New or Replacement	Estimated Cost	Funding Source
------------	--------------------------	--------------------	----------------	----------------

FISCAL YEAR 2028:

General Fund				
Elections (1400)	Election Equipment	R	17,500	SPLOST2022
Information Technology (1535)	Computer, Laptop, Tablet Replacements	R	30,000	SPLOST2022
Information Technology (1535)	Uninterruptible Power Supplies	R	30,000	SPLOST2022
Buildings & Grounds (1565)	HVAC Replacement for Animal Control	R	80,000	General Fund
Sheriff's Office (3300)	Computers Upgrade	R	100,000	SPLOST2022
Sheriff's Office (3300)	Vehicles (20)	R	1,400,000	700,000
				SPLOST2022
				700,000
				General Fund
Animal Control (3910)	Truck Replacement	R	75,000	SPLOST2022
Animal Control (3910)	Truck Replacement	R	75,000	SPLOST2022
Animal Control (3910)	Truck Replacement	R	75,000	SPLOST2022
Transportation (4101)	Annual LMIG Program	R	2,119,000	1,630,000
				LMIG Funds
				489,000
				General Funds
Transportation (4101)	Annual Road and Bridge Improvement Program (non LMIG)	R	3,200,000	General Funds
Transportation (4101)	Intersection improvement at SR 211 at Pleasant Hill Church Rd	R	500,000	General Funds
Transportation (4101)	Traffic Line Re-Striping and Signs	R	100,000	General Fund
Transportation (4101)	Dirt Road Paving - Puckett Road	N	300,000	General Fund
Transportation (4101)	Off System Additional LMIG	R	162,500	125,000
				LMIG Funds
				37,500
				General Fund
Roads & Bridges (4200)	2 Ram 4500 Crew Cab Flatbed @ \$80,000 each	R	160,000	General Fund
Roads & Bridges (4200)	Salt Spreader	N	25,000	SPLOST2022
Roads & Bridges (4200)	60 Inch Zero Turn Mower	R	15,000	SPLOST2022
Senior Center (5404)	Replace 2014 Shuttle Bus	R	140,000	General Fund
Parks & Recreation (6100)	Scoreboard Replacement	R	40,000	General Fund
Parks & Recreation (6100)	Gator Maintenance Vehicle	R	25,000	General Fund
Parks & Recreation (6100)	Laser Grade & Renovate Ballfields	R	35,000	General Fund
Parks & Recreation (6100)	Tennis/Pickle ball Court Repair	R	40,000	General Fund
Parks & Recreation (6100)	Playground Equipment Replacement	R	150,000	General Fund
Special Revenue Funds				
911 Fund				
Fire Fund	100" Ladder truck	R	1,300,000	SPLOST2022
Fire Fund	SCBA Upgrade or Replacement	R	400,000	SPLOST2022

Department	Capital Item Description	New or Replacement	Estimated Cost	Funding Source
Enterprise Funds				
Storm Water Utility (4320)	Drone Technology	N	15,000	Stormwater Fund
Storm Water Utility (4320)	Ford F250	R	50,000	Stormwater Fund
Wastewater (4335)	Regional Pump Station	N	5,000,000	Water & Sewer Fund
Wastewater (4335)	Vehicle/Truck	N	50,000	Water & Sewer Fund
Water (4401)	Vehicle/Truck	N	50,000	Water & Sewer Fund
Water (4401)	Excavator	N	75,000	Water & Sewer Fund
Total Cost for FY 2028			\$ 15,659,000	
General Fund	\$ 5,996,500			
SPLOST2022	2,842,500			
Grants Funds	1,755,000			
Stormwater Fund	\$15,000			



BARROW COUNTY
Georgia

FY 2024 FEE SCHEDULES

**BARROW COUNTY BOARD OF COMMISSIONERS
MOTOR VEHICLE LICENSE BILL,
MAILING FEES
FOR FISCAL YEAR 2024**

The tax commissioner shall make a charge of \$1.00 for mailing decals/tags that are renewed through the mail or over the internet. Those funds are paid over to the Barrow County Board of Commissioners under collection fees noted as Mail/Duplicate fees.



Vickie Short
Interim County Manager



Jessica Garrett
Tax Commissioner

**BARROW COUNTY BOARD OF COMMISSIONERS
CREDIT CARD PROCESSING FEES
FOR FISCAL YEAR 2024**

Tax Commissioner Office

Three (3) percent of the charge for each credit card transaction

Additional charge of \$1.00 for each debit card transaction

All Other Elected Offices / Departments

Additional charge of \$2.00 each credit card transaction

Additional charge of \$2.00 for each debit card transaction



Vickie Short
Interim County Manager



Rose Kisaalita
Chief Financial Officer

**BARROW COUNTY BOARD OF COMMISSIONERS
BUILDING FEES
FOR FISCAL YEAR 2024**

On all buildings, structures and electrical, plumbing, mechanical and gas systems or alterations requiring a permit, a fee for each permit shall be paid as required at the time of filing application, in accordance with the fee schedules as set by the schedules of permit fees are as follows:

	<u>FY2023</u>	<u>FY2024</u>
(1) <i>Building permit fees.</i>		
Base Fee for all building permits	\$75.00	\$75.00
<i>Plus.....</i>		
a. Residential primary and accessory structures:	\$0.30	\$.30
	Per sq. foot	
b. Commercial and Industrial structures:	\$.20	\$.20
	Per heated sq. foot	
	\$.10	\$.10
	Per non-heated sq. foot	

If any person commences work before obtaining the necessary permit and inspection, fees shall be doubled.

2) <i>Plumbing permit fees.</i>		
i. Base Fee	\$75.00	\$75.00
ii. Plus the following, when provided:		
1. For each plumbing fixture, floor drain or trap (including water and drainage piping)	\$2.50	\$2.50
2. For each cesspool	\$5.00	\$5.00
3. For each septic tank and seepage pit or drain field	\$10.00	\$10.00
4. For each water heater and/or vent	\$2.50	\$2.50
5. For installation, alteration or repair of water piping	\$5.00	\$5.00
6. For repair or alteration of drainage or vent piping	\$5.00	\$5.00
7. For vacuum breakers or backflow protection devices installed subsequent to the installation of the piping or equipment served:		
a. One to five	\$2.50	\$2.50
b. Over five, each	\$1.50	\$1.50

If any person commences work before obtaining the necessary permit and inspection, fees shall be doubled.

3) <i>Electrical permit fees.</i>		
i. Base Fee	\$75.00	\$75.00
ii. Plus the following:		
1. For each panelboard	\$2.50	\$2.50
2. For each receptacle	\$0.50	\$0.50
3. For each switch	\$0.50	\$0.50
4. For each lighting outlet	\$0.50	\$0.50
5. For each service	\$2.50	\$2.50
6. For each temporary service	\$10.00	\$10.00

If any person commences work before obtaining the necessary permit and inspection, fees shall be doubled.

4) <i>Mechanical permit fees.</i>		
i. Base Fee:	\$75.00	\$75.00
ii. Additional fees:		
1. For each HVAC system above one	\$50.00	\$50.00

If any person commences work before obtaining the necessary permit and inspection, fees shall be doubled.

	<u>FY2023</u>	<u>FY2024</u>
5) <i>Gas permit fees.</i>		
i. Base Fee:	\$75.00	\$75.00
1. The total fees for inspection of a consumer's gas piping at one location (including both rough and final piping inspection) shall be \$25.00 for one to four outlets, inclusive, and \$5.00 for each additional outlet.		
2. The fees for inspecting conversion burners, floor furnaces, incinerators, boilers or central heating or air conditioning units shall be \$5.00 for one unit and \$1.00 for each additional unit.		
3. The fee for inspecting vented wall furnaces and water heaters shall be \$5.00 for one unit and \$1.00 for each additional unit.		
4. If any person commences work before obtaining the necessary permit and inspection, fees shall be doubled.		
6) <i>Certificate of occupancy.</i>		
i. For issuing each permit, a fee of \$125.00 will be charged.	\$125	\$125
7) <i>Re-inspections.</i>	\$75	\$75
1. Any person violating any provisions of this article shall be liable for a civil penalty of \$75.00 per offense per re-inspection. Each re-inspection in which the violation continues shall constitute a separate offense.		
8) <i>Plan review fees.</i> For all occupancies except residential, the cost of plan review shall be one-half the total valuation of the building permit. The fee is due when the plans are submitted for plan review.		
9) <i>Demolition Fee.</i>	\$200	\$200
i. For issuing each permit, a fee of \$200.00 will be charged.		
10) <i>Appeal fee.</i>	\$100	\$100
The fee to file an appeal with the construction board of adjustments and appeals is \$100.00.		

Vickie Short
Interim County Manager

Rebecca Whiddon
Department of Planning &
Community Development
Director

**Barrow County Emergency Services
Fire Life Safety Code Services Fee Schedule
For Fiscal Year 2024**

<u>Type of Fees</u>		<u>Amount</u>	
		<u>FY2023</u>	<u>FY2024</u>
Variations			
Adminstrative Variance Application		\$100.00	\$100.00
Construction and Life Safety Codes Variance Application		\$300.00	\$300.00
Revisions			
Fire Permit Plan Review		\$50.00	\$50.00
Certificates			
Certificate of Occupancy (CO)	Tenant Buildings	\$100.00	\$100.00
	Tenant interior space alterations	\$100.00	\$100.00
Certificate of Completion (CC)	Tenant change	\$100.00	\$100.00
	Shell Building	\$50.00	\$50.00
	Spec Space	\$50.00	\$50.00
Temporary Certificate of Occupancy (TCO)		\$50.00	\$50.00
Burn Permit			
Commercial Burn Permit		\$500.00	\$500.00
Site			
Site Plan Review up to 5 acres		\$100.00	\$100.00
Above 5 acres		\$250.00	\$250.00
Shell Fire Permit			
Shell Building, New Building, and Additions (Sprinklers Present)	Up to 10,000 Sq. Ft. (floor area)	\$200.00	\$200.00
	10,001 - 30,000 sq. ft.	\$300.00	\$300.00
	30,001 - 100,000 sq. ft.	\$0.15/sq. ft.	\$0.15/sq. ft.
	Greater than 100,000 sq. ft.	\$.30/sq. ft.	\$.30/sq. ft.
Shell Building, New Building, and Additions (No Sprinklers Present)	Up to 10,000 Sq. Ft. (floor area)	\$300.00	\$300.00
	10,001 - 30,000 sq. ft.	\$450.00	\$450.00
	30,001 - 100,000 sq. ft.	\$.23/sq. ft.	\$.23/sq. ft.
	Greater than 100,000 sq. ft.	\$.30 sq. ft.	\$.30 sq. ft.
Interior Finish Fire Permit			
Assembly Occupancy (Sprinklers Present)	Up to 10,000 Sq. Ft. (floor area)	\$200.00	\$200.00
	Greater than 10,000 sq. ft.	\$250.00	\$250.00
Assembly Occupancy (No Sprinklers Present)	Up to 10,000 Sq. Ft. (floor area)	\$300.00	\$300.00
	Greater than 10,000 sq. ft.	\$375.00	\$375.00
Business, Mercantile, Daycare & Educational Occupancy (Sprinklers Present)	Up to 10,000 Sq. Ft. (floor area)	\$200.00	\$200.00
	10,001 - 25,000 sq. ft.	\$250.00	\$250.00
	25,001 - 50,000 sq. ft.	\$300.00	\$300.00
Business, Mercantile, Daycare & Educational Occupancy (No Sprinklers Present)	Greater than 50,000 sq. ft.	\$400.00	\$400.00
	Up to 10,000 Sq. Ft. (floor area)	\$300.00	\$300.00
	10,001 - 25,000 sq. ft.	\$375.00	\$375.00
	25,001 - 50,000 sq. ft.	\$450.00	\$450.00
Industrial and Storage Occupancy (Sprinklers Present)	Greater than 50,000 sq. ft.	\$600.00	\$600.00
	Up to 30,000 sq. ft. (Floor Area)	\$200.00	\$200.00
	30,001 - 50,000 sq. ft.	\$300.00	\$300.00
Industrial and Storage Occupancy (No Sprinklers Present)	50,001 - 100,000 sq. ft.	\$350.00	\$350.00
	Greater than 100,000 sq. ft.	\$400.00	\$400.00
	Up to 30,000 sq. ft. (Floor Area)	\$300.00	\$300.00
	30,001 - 50,000 sq. ft.	\$450.00	\$450.00
Residential Occupancy including Hotel, Lodging/Rooming Houses, Multifamily, Group Homes, Personal Care Homes, (Sprinklers Present)	50,001 - 100,000 sq. ft.	\$525.00	\$525.00
	Greater than 100,000 sq. ft.	\$600.00	\$600.00
	Up to 10,000 Sq. Ft. (floor area)	\$200.00	\$200.00
Residential Occupancy including Hotel, Lodging/Rooming Houses, Multifamily, Group Homes, Personal Care Homes, (No Sprinklers Present)	10,001 - 25,000 sq. ft.	\$250.00	\$250.00
	Greater than 25,000 sq. ft.	\$300.00	\$300.00
	Up to 10,000 Sq. Ft. (floor area)	\$300.00	\$300.00
Supplemental Fire Permit	Non High-Rise, Multi-Storied Buildings - All Occupancies	\$32.00 per floor	\$32.00 per floor
	High-Rise Buildings - All Occupancies	\$48.00 per floor	\$48.00 per floor
	High-Rise Buildings - All Occupancies	\$1,280.00	\$1,280.00

**Barrow County Emergency Services
Fire Life Safety Code Services Fee Schedule
For Fiscal Year 2024**

Specialty Fire Permit

Hazardous Materials - quantities below the exempt amount		\$64.00	\$64.00
Hazardous Materials - quantities exceeding the exempt amounts		\$250.00	\$250.00
Commercial Kitchen Hood/Duct		\$100.00 per hood	\$100.00 per hood
Specialized Fire Extinguishing Systems	0-10 Devices	\$128.00	\$128.00
including FM-200, FE-36, Carbon Dioxide,	11-25 Devices	\$256.00	\$256.00
Dry Chem, Water-Foam, and Water Mist	26-50 Devices	\$384.00	\$384.00
	More than 50 Devices	\$512.00	\$512.00
New Fire Sprinkler System	Up to 10,000 sq. ft.	\$128.00	\$128.00
	10,001 - 30,000 sq. ft.	\$224.00	\$224.00
	30,001 - 75,000 sq. ft.	\$288.00	\$288.00
	75,001 -125,000 sq. ft.	\$416.00	\$416.00
	125,001 - 200,000 sq. ft.	\$576.00	\$576.00
	Greater than 200,000 sq. ft.	\$768.00	\$768.00
Modifications to Existing Fire Sprinkler	0-20 Devices	\$64.00	\$64.00
System for Tenant Alterations/Additions	21-50 Devices	\$128.00	\$128.00
	51-100 Devices	\$192.00	\$192.00
	More than 100 Devices	\$256.00	\$256.00
Fire Standpipe System	Up to 4 outlets	\$64.00	\$64.00
	Each Additional Riser Group	\$32.00	\$32.00
New Fire Alarm and Detection System	Up to 10,000 sq. ft.	\$128.00	\$128.00
	10,001 - 30,000 sq. ft.	\$224.00	\$224.00
	30,001 - 75,000 sq. ft.	\$288.00	\$288.00
	75,001 -125,000 sq. ft.	\$416.00	\$416.00
	125,001 - 200,000 sq. ft.	\$576.00	\$576.00
	Greater than 200,000 sq. ft.	\$768.00	\$768.00
Modifications to Existing Fire Alarm and	0-20 Devices	\$64.00	\$64.00
Detection System for Tenant	21-50 Devices	\$128.00	\$128.00
Alterations/Additions	51-100 Devices	\$192.00	\$192.00
	More than 100 Devices	\$256.00	\$256.00
Fire Sprinkler Pump		\$250.00	\$250.00
Fireworks Retail Sales		\$500.00	\$500.00
Fireworks/Pyrotechnics		\$250.00 per event	\$250.00 per event
Tents and Temporary Structures		\$50.00	\$50.00
Storage Racks	Up to 500 sq. ft. (Floor Area)	\$0.00	\$0.00
	501-12,000 sq. ft.	\$100.00	\$100.00
	12,001-20,000 sq. ft.	\$150.00	\$150.00
	20,001 - 50,000 sq. ft.	\$200.00	\$200.00
	Greater than 50,000 sq. ft.	\$300.00	\$300.00
Storage Racks with In-Racks Sprinklers	0-20 Heads	\$64.00	\$64.00
	21-50 Heads	\$128.00	\$128.00
	51-100 Heads	\$192.00	\$192.00
	More than 100 Heads	\$256.00	\$256.00
Inspections			
Fire Re-Inspection Fee	First Follow Up Inspection	\$25.00	\$25.00
	Second Follow Up Inspection	\$50.00	\$50.00
	Third and Each Subsequent Follow Up	\$100 each	\$100 each
	Inspections		
Annual Inspection Operational Permit		\$150.00	\$150.00
Fee (Article III) Raw Wood Waste			
Penalty Fees			
Failure to have proper permit		\$500.00 plus permit fe	\$500.00 plus permit fee



Vickie Short
Interim County Manager



Alan Shuman
Chief of Emergency Services

**Barrow County Emergency Services
Emergency Response Fee Schedule
For Fiscal Year 2024**

<u>Type of Fees</u>	<u>Amount</u>	
	<u>FY2023</u>	<u>FY2024</u>
Hazardous Material Resource Recovery:		
Fire Engine / hour / unit	\$ 300.00	\$ 300.00
Truck/Ladder / hour / unit	500.00	500.00
Squad / Haz Mat / hour / unit	300.00	300.00
Medical Unit / hour / unit	150.00	150.00
Tools/Equipment	25.00	25.00
Monitoring Equipment / each	100.00	100.00
Personnel/Technicians - \$25/hr/Ind	25.00	25.00
Additional Resources:		
All contaminated equipment, consumables and special equipment	Cost Plus 10%	Cost Plus 10%
Treatment and Transport Fees:		
Advanced Life Support	844.09	844.09
Basic Life Support	-	-
Advanced Life Support 2	1,221.74	1,221.74
Mileage (per mile of transport)	12.36	12.36
Miscellaneous:		
Address Signs	15.00	15.00

Vickie Short
Interim County Manager

Alan R. Shuman
Chief of Emergency Services

**Barrow County Emergency Services
Open Records Fee Schedule
For Fiscal Year 2024**

<u>Type of Fees</u>	<u>Amount</u>	
	<u>FY2023</u>	<u>FY2024</u>
Hourly Rate (Minimum 1 hour)	\$ 19.12	\$ 19.12
Copy (per page, letter or legal)	0.10	0.10
Compact Disk (CD)	5.00	5.00
Mileage (per mile)	0.56	0.56

Flat Rates

Premise History Printouts	10.00	10.00
Environmental Checks	10.00	10.00
Lien Holder Requests	2.00	2.00
ISO Information Checks	10.00	10.00
Fire Reports	5.00	5.00
Shipping and Handling	6.00	6.00



Vickie Short
Interim County Manager



Alan Shuman
Chief of Emergency Services



Barrow County Environmental Health

10 West Williams St. or PO Box 1099

Winder, Georgia 30680 • 770-307-3502 • FAX 770-307-3835

Owner: _____
 Address: _____
 Phone Number: _____
 Subdivision Name _____ Lot # _____
 Paid by : _____

QTY CODE DESCRIPTION
ON-SITE SEWAGE MANAGEMENT

SUBDIVISION

_____	SPR	Subdivision Plat Review	\$300.00
_____	SLR	Subdivision Lot Review	\$100.00

RESIDENTIAL

_____	RSTI1	Septic Tank Inspection	\$375.00
_____	RSTI2	Septic Tank Inspection ≥ 5 bedrooms	\$425.00
_____	STR	Septic Tank Inspection Re-Inspection	\$200.00
_____	STE1	Septic Tank Evaluation	\$150.00
_____	SSLPR	Septic System Location Plan Review	\$50.00
_____	SSSPR	Septic System Site Plan Review	\$75.00
_____	RSTRP	Residential Septic Tank Repair Permit	\$200.00
_____	RSAD	Residential Addition/ Modification Inspection	\$150.00
_____	RSEXP	Expedited Service	\$75.00

COMMERCIAL

_____	CSTI1	Septic Tank Inspection 1–1000 gpd	\$500.00
_____	CSTI2	Septic Tank Inspection 1001–2000 gpd	\$800.00
_____	CSTI3	Septic Tank Inspection 2001–5000 gpd	\$1,300.00
_____	CSTI4	Septic Tank Inspection 5001–9999 gpd	\$2,100.00
_____	STRC	Septic Tank Re-inspection	\$300.00
_____	CSTE1	Septic Tank Evaluation	\$300.00
_____	CSTE2	Septic Tank Expedited Service	\$150.00
_____	CSPR1	Site Plan Review 1–1000 gpd	\$100.00
_____	CSPR2	Site Plan Review 1001–2000 gpd	\$150.00
_____	CSPR3	Site Plan Review 2001–5000 gpd	\$250.00
_____	CSPR4	Site Plan Review 5001–9999 gpd	\$350.00
_____	CSTRP	Commercial Septic Tank Repair Permit	\$ 315.00

SEPTAGE REMOVAL

_____	PTI	Pump Truck Inspection	\$200.00
_____	CTPR	Construction Trailer Plan Review	\$300.00
_____	CTOP	Construction Trailer Operational Permit (90 days)	\$500.00

OTHER

_____	PIRR	Permit / Inspection Report Replacement	\$25.00
_____	EHDOC	File Search / Copy Fee	\$5.00
_____	SF	Signature Fee	\$25.00

Amount Paid \$ _____ Check # _____ Date Paid _____
 Visa Master Card American Express Discover Debit Card Money Order# _____



Barrow County Environmental Health

10 West Williams St. or PO Box 1099

Winder, Georgia 30680 • 770-307-3502 • FAX 770-307-3835

Owner: _____
 Address: _____
 Phone Number: _____
 Subdivision Name _____ Lot # _____
 Paid by : _____

QTY CODE DESCRIPTION

FOOD SERVICE

PLAN REVIEWS

PRT1NF	Type 1 Facility – No Food	\$375.00
PRT1	Type 1 Facility – Food Served	\$400.00
PRT2<40	Type 2 Facility – < 40 Seats	\$450.00
PRT2≥40	Type 2 Facility – ≥ 40 Seats	\$500.00
PRT3<40	Type 3 Facility – < 40 Seats	\$550.00
PRT3≥40	Type 3 Facility – ≥ 40 Seats	\$600.00
EFS	Extended Food Service Facility	\$400.00
MFSF	Mobile Food Service Facility	\$400.00
MFSU	Mobile Food Service Unit	\$400.00
TFS	Temporary / Festival Review	\$150.00
HACCPR	HACCP Review	\$150.00

INSPECTION FEES

T1NF	Annual Type 1 Facility – No Food	\$300.00
T1	Annual Type 1 Facility – Food Served	\$400.00
T2<40	Annual Type 2 Facility – < 40 Seats	\$450.00
T2≥40	Annual Type 2 Facility – ≥ 40 Seats	\$500.00
T3<40	Annual Type 3 Facility – < 40 Seats	\$550.00
T3≥40	Annual Type 3 Facility – ≥ 40 Seats	\$600.00
EFS	Extended Food Service Facility	\$400.00
MFSF	Mobile Food Service Facility	\$500.00
MFSU	Mobile Food Service Unit	\$500.00
TFS	Temporary / Festival Review **PER BOOTH	\$150.00
RRI	Restaurant Re-Inspection	\$200.00
PCR	Preliminary/ Consultation Review	\$100.00
RPI	Restaurant Expedited Service	\$150.00

FOOD CLASS

FSCPP	Food Safety Class per person	\$50.00
SSC	Serve Safe Class per person	\$175.00
SSE	Serve Safe Exam only	\$75.00

OTHER

LATE	Late Fees (per 30 days)	\$30.00
RS	Resubmittal Fee	\$225.00
IH	Informal Hearing (add legal cost)	Legal cost \$250.00
FH	Formal Hearing (add legal cost)	Legal fees \$500.00

Amount Paid \$ _____ Check # _____ Date Paid _____
 Visa Master Card American Express Discover Debit Card Money Order# _____



Barrow County Environmental Health

10 West Williams St. or PO Box 1099

Winder, Georgia 30680 • 770-307-3502 • FAX 770-307-3835

Owner: _____
 Address: _____
 Phone Number: _____
 Subdivision Name _____ Lot # _____
 Paid by : _____

QTY CODE DESCRIPTION

TOURIST ACCOMODATIONS

TCI<50	Annual Inspection <50 rooms	\$350.00
TCI≥50	Annual Inspection ≥50 rooms	\$550.00
TCPR<50	Plan Review <50 rooms	\$350.00
TCPR≥50	Plan Review ≥50 rooms	\$600.00
TCRI	Re-Inspection Fee	\$200.00
TCRSUB	Re-Submittal Fee	\$150.00
TCEX	Tourist Accom Expedited Service	\$150.00

SWIMMING POOLS

SPA1	Annual Inspection	\$350.00
SPPR	Plan Review	\$500.00
SPPT	Pressure Test Inspection	\$150.00
WPCI	Construction Inspection	\$200.00
SRI	Re-inspection Fee	\$150.00
SPPI	Expedited Service	\$150.00
SSPRUB	Re-Submittal Fee	\$150.00

INDIVIDUAL WATER SUPPLY

WSRS	Water Sample – Individual	\$40.00
WSLN	Water Sample – Loan	\$150.00
WSCS	Water Sample – non-public Facility	\$75.00
WSP	Water Sample – Priority Service	\$200.00
WLI	Water Location Inspection	\$75.00

OTHER

INST	Institutional Evaluation	\$150.00
TPPR	Tattoo Parlor Plan Review	\$350.00
TPAI	Tattoo Parlor Annual Inspection	\$400.00
TOP	Tattoo Operator Permit	\$75.00
TRI	Tattoo Reinspection	\$150.00
SF	Signature Fee	\$25.00
PR	Permit/ Inspection Report Replacement	\$25.00
LIST	Facility List	\$50.00
Late	Late Fee (per 30days)	\$30.00
OWP	Operating Without a Permit	Double fee
IH	Informal Hearing	Legal fees \$250.00
FH	Formal Hearing	Legal fees \$500.00

Amount Paid \$ _____ Check # _____ Date Paid _____
 Visa Master Card American Express Discover Debit Card Money Order# _____



Vickie Short

Interim County Manager



**Michelle Huff,
Environmental Health Manager**

**BARROW COUNTY BOARD OF COMMISSIONERS
COMMUNITY DEVELOPMENT FEES
FOR FISCAL YEAR 2024**

Zoning Fees

	<u>FY2023</u>	<u>FY2024</u>
1. Individual Lot Split Rezoning	\$500	\$500
2. Minor Residential Subdivision	\$800	\$800
3. Major Residential Subdivision	\$1,500	\$1,500
4. Master Plan Development	\$2,000	\$2,000
5. Multi-family	\$1,500	\$1,500
6. Non-residential	\$1,500	\$1,500
7. FLUM Amendment req. added to rezone	-	\$200
8. Variance request added to rezone req.	-	\$200
9. Special Use added to rezone request	-	\$200
Special Use	\$800	\$800
BOA Variance or Appeal	\$600	\$600
Administrative Variance	\$300	\$300
Zoning Confirmation Letter	\$50	\$50
Exemption Plat	\$50	\$50
Reinspection Fee	\$50	\$50
Development of Regional Impact	\$200	\$200
Special Variance Application (Noise ordinance)	-	\$300

Erosion and Sediment Control: (each fee is applicable to each permit)

1. NRCS Review	\$30	\$30	per property acre (minimum \$150)
2. Tertiary Review	\$30	\$30	per property acre (minimum \$150)
2. Clearing	\$500	\$500	or \$50/property acre whichever is greater
3. Clearing and Grubbing	\$500	\$500	or \$50/disturbed acre whichever is greater
4. Grading	\$500	\$500	or \$50/disturbed acre whichever is greater
5. NPDES Local LIA Fee	\$40	\$40	per disturbed acre

Development Permit Fees

Subdivision Plats:				
	Sketch or Concept Plan	\$300	\$300	or \$10/lot, whichever is greater
	Preliminary Plat	\$500	\$500	or \$30/lot, whichever is greater
	Final Plat	\$500	\$500	or \$30/lot, whichever is greater
	Exemption Plat	\$200	\$200	or \$20/lot, whichever is greater
	Amendments	\$300	\$300	
Multi-family		\$750	\$750	per development up to 5 acres plus \$30/acre > 5 acres
Non-residential		\$750	\$750	per development up to 5 acres plus \$30/acre > 5 acres

Development Plan Review Fees

Planning	\$500	\$500	or \$20/acre, whichever is greater
Storm Water	\$500	\$500	or \$20/acre, whichever is greater
Hydrology Study	\$500	\$500	or \$20/acre, whichever is greater
Transportation	\$500	\$500	or \$20/acre, whichever is greater
Architectural	\$500	\$500	or \$20/acre, whichever is greater
As-Built	\$500	\$500	or \$20/acre, whichever is greater

Construction Sign Fee

\$500 \$500

Driveway Permit Fee

\$100 \$100



Vickie Short
Interim County Manager



Rebecca Whiddon
Planning & Community Development Director

**BARROW COUNTY BOARD OF COMMISSIONERS
ALCOHOL FEES
FOR FISCAL YEAR 2024**

	FY2023	FY2024
A. Application Fee	\$500.00	\$500.00
B. The basic fees for each type of license listed in subsection 6-51(b) of the Alcohol Ordinance shall be as follows:		
1) Class A	\$2,000.00	\$2,000.00
2) Class B:		
a) Beer only	\$1,000.00	\$1,000.00
b) Wine only	\$1,000.00	\$1,000.00
3) Class C:		
a) Beer only	\$1,000.00	\$1,000.00
b) Wine only	\$1,000.00	\$1,000.00
4) Class D:	\$4,000.00	\$4,000.00
5) Class E:	\$5,000.00	\$5,000.00
6) Class F:		
a) Beer only	\$1,000.00	\$1,000.00
b) Wine only	\$1,000.00	\$1,000.00
7) Class G:	\$1,000.00	\$1,000.00
8) Class H:		
a) Malt beverages only	\$1,000.00	\$1,000.00
9) Class I	\$1,000.00	\$1,000.00
10) Class J	\$2,000.00	\$2,000.00
11) Class K	\$3,000.00	\$3,000.00

All licensees who engage in Sunday sales as permitted shall pay, in addition to the above fees, a fee of \$1,000.00.

C. All license holders shall pay the renewal fee listed below:

Class	Flat Rate Renewal Fee
A	\$2,000.00
B BEER	\$750.00
B WINE	\$750.00
C BEER	\$750.00
C WINE	\$750.00
D	\$3,000.00
E	\$4,000.00
F BEER	\$2,500.00
F WINE	\$2,500.00
G	\$750.00
H MALT	\$750.00
I	\$750.00
J	\$2,000.00
K	\$2,000.00
Sunday	\$1,000.00



Vickie Short
Interim County Manager



Rebecca Whiddon
Planning & Community Development Director

**BARROW COUNTY BOARD OF COMMISSIONERS
BUSINESS LICENSE/OCCUPATION TAX/ SIGN FEES/COPY FEES
FOR FISCAL YEAR 2024**

<u>Business License / Occupation Tax</u>	<u>FY2023</u>	<u>FY2024</u>
Administration fee	\$35.00	\$35.00
One employee	\$25.00	\$25.00
2 - 10 employees (\$50.00 + \$25.00 for each additional employee over 2)	\$50.00	\$50.00
> 10 employees (\$250.00 + \$10.00 for each additional employee over 10)	\$10.00	\$10.00
Fee Reductions for Start Up and New Businesses: 1st Year: 50% 2nd Year: 25%		

Late Penalty 10% of amount due effective Jan. 15th thru April 15th
After April 15th must apply as new business + \$200.00 penalty \$200.00 \$200.00

Regulatory Fees (in addition to business license/occupation tax):

Auctioneer \$100.00 per auction	\$100.00	\$100.00
Peddlers of produce including flowers or agriculture products \$40 per yr.	\$40.00	\$40.00
Dealers gold, silver, precious metals \$200.00 per yr.	\$200.00	\$200.00
Bail Bondsman \$100.00 per yr.	\$100.00	\$100.00
Fortunetellers/Palm Readers \$100 per yr.	\$100.00	\$100.00
Game Rooms/Pool Halls \$100 per yr.	\$100.00	\$100.00
Pawnbrokers \$200.00 per yr.	\$200.00	\$200.00
Carnivals, Circuses & Fairs \$100 per yr.	\$100.00	\$100.00
Peddlers of all other products \$100.00 per yr.	\$100.00	\$100.00
Scrap Metal/Salvage Dealers \$100 per yr.	\$100.00	\$100.00
Taxicab & Limousine Operators \$100 per car per yr. + \$50 per operator per yr.	\$100.00	\$100.00

Sign Fees:

(The below Sign Permit Fees are in addition to any building permit/electrical permit fees which may be required)

Review/Application Fee	\$100.00	\$100.00
Temporary Signs	\$100.00	\$100.00

Permanent Signs

Principal Freestanding Signs (One Use on Property)

Agricultural Property		\$100.00	\$100.00
Single Family		\$50.00	\$50.00
Multi-Family, Commercial, Industrial, Public, Institutional	1 to 25.99 SF	\$200.00	\$200.00
	26 to 50.99 SF	\$400.00	\$400.00
	51 to 100.99	\$600.00	\$600.00

Principal Freestanding Signs (Planned Center)

Commercial/Industrial	1 to 25.99 SF	\$200.00	\$200.00
	26 to 50.99 SF	\$400.00	\$400.00
	51 to 100.99	\$600.00	\$600.00
	101 SF and larger	\$750 + \$10 per additional SF or portion thereof	\$750 + \$10 per additional SF or portion thereof

Project Entrance Signs (Fees per individual signs)

Single & Multi-Family Development		\$200.00	\$200.00
Commercial/Industrial	1 to 25.99 SF	\$200.00	\$200.00
	26 to 50.99 SF	\$400.00	\$400.00
	51 to 100.99	\$600.00	\$600.00
	101 SF and larger	\$750 + \$10 per additional SF or portion thereof	\$750 + \$10 per additional SF or portion thereof

**BARROW COUNTY BOARD OF COMMISSIONERS
BUSINESS LICENSE/OCCUPATION TAX/ SIGN FEES/COPY FEES
FOR FISCAL YEAR 2024**

Building Signs

Wall, Awning, Under-Canopy, Projecting and Window Agricultural/Single Family	\$50.00	\$50.00
Multi-Family	\$200.00	\$200.00
Commercial/Industrial/Public/Institutional	\$300.00	\$300.00

Billboards (must be renewed yearly)	\$350.00	\$350.00
--	-----------------	-----------------

Copies:

Standard RICOH 2035 Black & White Paper Products:

8.5 x 11 each sheet	\$0.50	\$0.50
8.5 x 14 each sheet	\$0.75	\$0.75
11 x 17 each sheet	\$1.00	\$1.00

Black & White KIP Paper Products

36 x 48 per page	\$30.00	\$30.00
Less than 36 x 48 but greater than 8.5 x 14	\$20.00	\$20.00
8.5 x 14 or less	\$10.00	\$10.00

Cannon Color Plotted Paper Products

36 x 48 Zoning Map	\$100.00	\$100.00
36 x 48 Street Map	\$50.00	\$50.00



Vickie Short
Interim County Manager



Rebecca Whiddon
Planning & Community Development Director

**BARROW COUNTY BOARD OF COMMISSIONERS
GIS MAPPING AND REPORTS FEES
FOR FISCAL YEAR 2024**

	Amount	
<u>PAPER MAP PRODUCTS</u>	<u>FY2023</u>	<u>FY2024</u>
Barrow Street Map = 36 X 48	\$50	\$50
Commissioners District Map = 36 X 48	\$50	\$50
Zoning Map = 36 X 48	\$100	\$100
Custom Map:		
(i) 8 X 11	\$20	\$20
(ii) 11 X 17	\$20	\$20
(iii) 22 X 36	\$40	\$40
(iv) 36 X 48	\$50	\$50
 Map Book	 \$100	 \$100
 <u>DIGITAL DATA PRODUCTS</u>		
2018 Ortho Photography - Tile (Med-6 inch) ½ Resolution, ½ foot or 6 inch pixel) - includes World File; GA NAD83 West Feet/Tile.	\$100	\$100
2' Lidar Contour Maps - Available in ESRI SHP Format/Tile.	\$100	\$100
Planimetric Data (Hydrology, Impervious Surfaces, Buildings, Street Centerlines) - Availabe in ESRI SHP Format/Tile	\$100	\$100
Barrow County Street Centerline (ESRI SHP Format)	\$100	\$100
Countywide Parcel Polygons with Parcel Key available in ESRI SHP Form:	\$1,000	\$1,000
Specific Area Digital Data	\$100	\$100
 <u>REPORTS</u>		
Subdivision Listing/Page	\$0.50	-
Crossroad Listing/Page	\$0.50	-
MSAG Listing/Page	\$0.50	-
Address Listing/Page	\$0.50	-



Vickie Short
Interim County Manager



Rebecca Whiddon
Planning & Community Development Director

**BARROW COUNTY BOARD OF COMMISSIONERS
ANIMAL CONTROL SHELTER FEES
FOR FISCAL YEAR 2024**

EFFECTIVE: JULY 1, 2023

	<u>FY2023</u>		<u>FY2024</u>	
Impound Fee	\$ 35.00	\$	35.00	(first day)
Impound Fee (Altered Animal)	10.00	\$	10.00	
*2 ND Impound	50.00	\$	70.00	
3rd Impound Fee		\$	140.00	
4th Impound Fee		\$	280.00	
Subsuequest Impounds			\$50	(additional per impound)
Boarding of impounded animal	10.00	\$	10.00	per night
Boarding Fee after 3 Day Hold Period	15.00	\$	15.00	
Rabies Vaccination Voucher	25.00	\$	25.00	
Reclaim Vaccination (Bordatella)	5.00	\$	5.00	
Reclaim Vaccination (DHPP or FVRCP)	\$5.00	\$	5.00	
Microchipping	\$20.00	\$	20.00	
Spay/Neuter Reclaim Incentive	\$25.00	\$	25.00	(Includes Spay/Neuter, Rat)
Trap Rental Fee (2 weeks)			\$10.00	
Adoption Fee:				Adoption includes basic health evaluation,
Female Canines Over 25lbs	85.00	\$	85.00	Adoption includes basic health evaluation, sterilization, 1 year rabies vaccine, FVCP or DHPP, and Microchip
Female Canines Less than 25lbs	65.00	\$	65.00	
Male Canines (\$15 additional for retained testicle)	55.00	\$	55.00	
Female Feline	35.00	\$	35.00	
Male Feline	35.00	\$	35.00	
Canine Owner Surrender / Euthanasia Fee or Pick-up	125.00	\$	125.00	
Canine Owner Surrender	50.00	\$	50.00	
Feline Owner Surrender / Euthanasia Fee or Pick-up	100.00	\$	100.00	
Feline Owner Surrender	30.00	\$	30.00	
Small Animal Surrender Fee	\$10.00	\$	10.00	
No More Litters Program	\$50.00	\$	50.00	
Feline Mom and Unweaned Kittens	\$60.00	\$	60.00	
Canine Mom and Unweaned Puppies	\$100.00	\$	100.00	
Indigent/Hardship Owner Surrender	\$10 per animal		\$10 per animal	
Surrender of Aggressive/Biting Canine	Fee Waived		Fee Waived	
Humane Surrender	Fee Waived		Fee Waived	
Dangerous Dog Annual Registration	250.00	\$	250.00	
Dangerous Dog Sign	10.00	\$	10.00	
Vicious Dog Annual Registration	250.00	\$	250.00	
Vicious Dog Sign	10.00	\$	10.00	
Quarantine	150.00	\$	150.00	(Required 10 days)
Boarding Fee after Quarantine Period	20.00	\$	20.00	(Average 3 days)



Vickie Short
Interim County Manager



Jackie Fryman
Animal Control Director

**BARROW COUNTY BOARD OF COMMISSIONERS
LEISURE SERVICES FEES
FOR FISCAL YEAR 2024**

				FY2023 Amount	FY2024 Amount
FALL		Youth Cross Country	individual	\$65	\$65
FALL		Baseball - Age 4	individual	\$55	\$55
FALL		Baseball - Ages 5-6	individual	\$85	\$85
FALL		Baseball - Ages 7-8	individual	\$100	\$105
FALL		Baseball - Ages 9-10	individual	\$110	\$115
FALL		Baseball - Ages 11-12	individual	\$120	\$125
FALL		Baseball - Ages 13-14	individual	\$130	\$135
FALL		Softball - Girls Fastpitch - Ages 5-6	individual	\$85	\$85
FALL		Softball - Girls Fastpitch - Ages 7-8	individual	\$100	\$105
FALL		Softball - Girls Fastpitch - Ages 9-10	individual	\$110	\$115
FALL		Softball - Girls Fastpitch - Ages 11-12	individual	\$120	\$125
FALL		Softball - Girls Fastpitch - Ages 13-14	individual	\$130	\$135
FALL		Softball - Adult Men	per team	\$480	\$490
FALL		Softball - Adult Co-Ed	per team	\$480	\$490
FALL		Girls Volleyball - Ages 9-16	individual	\$90	\$95
WINTER					
WINTER		Basketball - Ages 5-6	individual	\$70	\$70
WINTER		Basketball - Ages 7-8	individual	\$105	\$110
WINTER		Basketball - Ages 9-12	individual	\$110	\$115
WINTER		Basketball - Ages 13-14	individual	\$120	\$125
WINTER		Basketball - Ages 15-17	individual	\$125	\$130
WINTER		Jingle Jog 5K and Fun Run	per person	\$25	\$25
SPRING					
SPRING		Track & Field - Ages 7-14	individual	\$110	\$110
SPRING		Baseball - Age 4	individual	\$55	\$55
SPRING		Baseball - Ages 5-6	individual	\$85	\$85
SPRING		Baseball - Ages 7-8	individual	\$100	\$105
SPRING		Baseball - Ages 9-10	individual	\$110	\$115
SPRING		Baseball - Ages 11-12	individual	\$120	\$125
SPRING		Baseball - Ages 13-14	individual	\$130	\$135
SPRING		Softball - Girls Fastpitch - Ages 5-6	individual	\$85	\$85
SPRING		Softball - Girls Fastpitch - Ages 7-8	individual	\$100	\$105
SPRING		Softball - Girls Fastpitch - Ages 9-10	individual	\$110	\$115
SPRING		Softball - Girls Fastpitch - Ages 11-12	individual	\$120	\$125
SPRING		Softball - Girls Fastpitch - Ages 13-14	individual	\$130	\$135
SPRING		Softball - Adult Men	per team	\$480	\$490
SPRING		Softball - Adult Co-Ed	per team	\$480	\$490
SPRING		Girls Volleyball - Ages 9-16	individual	\$90	\$95
SPRING		Day Camp - Ages 5-12	individual	TBD	TBD
SUMMER					
SUMMER		Volleyball/Basketball - Adult Team	per team	TBD	TBD
SUMMER		Softball - Adult Men	per team	\$480	\$490
SUMMER		Softball - Adult Co-Ed	per team	\$480	\$490

Field Rentals:					
Fields 1-4; 6-11	Full day - Field as is/Lights Included	per field	\$225	\$235	
Fields 1-4; 6-11	90 minute min. - Field as is/Lights Included	per hour	\$20	\$25	
Stadium Field 12	Per Hour/Per hour with Lights		\$40/\$50	\$45/\$55	
Stadium Field 12	Stadium Facility Refundable Deposit		\$300	\$350	
Fields 5, 13, 14	Per Hour/Per hour with Lights	per field	\$25/\$30	\$25/\$30	

**BARROW COUNTY BOARD OF COMMISSIONERS
LEISURE SERVICES FEES
FOR FISCAL YEAR 2024**

				FY2023 Amount	FY2024 Amount
		Concession Stand Access	per day	\$80	\$80
Facility Rentals:					
		Meeting Room	per hour	\$20	\$20
		Two Adjoined Meeting Rooms	per hour	\$30	\$30
		Gym Sporting Events (2 Hour Min.)	per hour	\$20	\$25
		Pageants & Special Event Building Rentals	per hour	\$65	\$65
		Kitchen	per event	\$40	\$40
Courts 1-8		Tennis Court (reservation) County Resident	per hour	\$8	\$8
Courts 1-8		Tennis Court (reservation) Non-Resident	per hour	\$12	\$12
Courts 9-10		Tennis Court (reservation)	per hour	\$5	\$5
		Pavilion (reservation)	per hour	\$10	\$10
		Pavilion - 4 hours (reservation)		\$35	\$35
Other:					
		Community Events	Per Space	TBD	TBD
		Association Player Fee (Cheer, Football, Soccer)	Per Season	\$20	\$20
		Gate Fee for GRPA Tournaments - TBD	Adult/Child	TBD	TBD

Vickie Short
Interim County Manager

Dan Magee
Leisure Services Director



**WATER AND WASTEWATER RATES – FY2024
EFFECTIVE: JULY 1, 2023**

These rates and fees shall remain in effect from July 1, 2023 until June 30, 2024 unless amended by the Barrow County Board of Commissioners and shall continue in effect beyond June 30, 2024 if not otherwise supplanted by another rate resolution or amendment.

WATER FEE SCHEDULE

Barrow County shall assess the following fee for each instance described below:

FEE TYPE	CHARGE
Late Fee (assessed on the 21 st of each month)	\$2.00 or 10% (whichever is greater)
Disconnection Fee – due to non-payment	\$25.00
After Hours Water Meter turn-on fee	\$125.00
Returned Check Fee	\$35.00
Convenience Fee (Credit/Debit Card Processing Fee)	\$2.00 or 3.95% (whichever is greater)
Customer Account Transfer Fee	\$50.00
Meter Re-read Fee – Customer Requested	\$50.00
Meter Replacement Fee	\$400.00
Meter Testing Fee – Customer Requested	\$75.00
Raise or lower water meter and/or meter box to grade	\$200.00
Raise or lower fire hydrant to manufacturer’s requirement	\$500.00
Raise or lower valve box to grade	\$200.00
Relocate water meter and meter box	\$500.00
Damaged or broken water meter	\$400.00
Damaged or broken meter box	\$75.00
Damaged or broken meter box lid	\$60.00
Damaged or broken meter box and lid	\$75.00
Damaged or broken turf box with lid	\$52.00
Damaged or broken R900 Register	\$240.00
Damaged, broken or missing valve marker	\$100.00
Damaged, broken or missing valve box	\$75.00
Turn water on / off for home inspection	\$50.00
BacT Testing per sample location	\$75.00
BacT Testing delivery fee	\$100.00

Full payment of all charges is required to restore service for accounts which have been disconnected for non-payment. The payment must be received before 3:30 pm to restore service that same day. Otherwise, the service may not be restored until the next business day.



Barrow County Utilities Department

625 Highway 211 NE Winder, Georgia 30680 Phone: (770) 307-3014 Fax: (770) 307-3118

RATE SCHEDULE TANNERS BRIDGE WASTEWATER TREATMENT PLANT BARBER CREEK WASTEWATER TREATMENT PLANT

RESIDENTIAL ACCOUNTS													
NORTH EAST AND SOUTHERN ZONE SINGLE FAMILY RESIDENTIAL NEW METER								WATER VOLUME MONTHLY CHARGES					
WATER METER SIZE	NEW CONSTRUCTION OR IRRIGATION ONE-TIME CHARGES							BASE WATER CHARGE PER MONTH	BASE SEWER CHARGE PER MONTH	WATER LEVEL 1	WATER LEVEL 2	WATER LEVEL 3	SEWER LEVEL 1
	ACCOUNT ACTIVATION FEE	CONNECTION FEE COUNTY INSTALLED		CONNECTION FEE SELF INSTALLED		SYSTEM DEVELOPMENT CAPACITY CHARGES				1 to 2000 GALLONS	2001 to 9000 GALLONS	9001+ GALLONS	1+ GALLONS
		WATER	SEWER	WATER	SEWER	WATER	SEWER			CHARGE PER 1000 GALLONS			
3/4"	\$100	3,120.00	4,965.00	2,400.00	2,000.00	0.00	5,000.00	12.00	17.00 *	6.09	7.73	9.75	5.85
1"		5,201.00	7,943.00	4,000.00	3,000.00	0.00	5,000.00	22.50					
2"		16,638.00	25,411.00	12,799.00	9,599.00	0.00	5,000.00	48.00					

COMMERCIAL ACCOUNTS													
COMMERCIAL, DEVELOPER AND MUTLI-FAMILY RESIDENTIAL NEW METER								WATER VOLUME MONTHLY CHARGES					
WATER METER SIZE	NEW CONSTRUCTION OR IRRIGATION							BASE WATER CHARGE PER MONTH	BASE SEWER CHARGE PER MONTH	WATER			
	ACCOUNT ACTIVATION FEE	CONNECTION FEE COUNTY INSTALLED		CONNECTION FEE SELF INSTALLED		SYSTEM DEVELOPMENT CAPACITY CHARGES				COMMERCIAL MULTI-FAMILY	DEVELOPER	IRRIGATION	SEWER
		WATER	SEWER	WATER	SEWER	WATER	SEWER			CHARGE PER 1000 GALLONS			
3/4"	\$100	3,120.00	4,965.00	2,400.00	2,000.00	0.00	5,000.00	12.00	17.00*	6.09	6.09	6.09	5.85
1"		5,201.00	7,943.00	4,000.00	3,000.00	0.00	\$20/gallon	22.50					
2"		16,638.00	25,411.00	12,799.00	9,599.00	0.00	\$20/gallon	48.00					
3"		Variable	50,828.00	25,600.00	19,200.00	0.00	\$20/gallon	175.00					
4"		Variable	79,418.00	40,000.00	30,000.00	0.00	\$20/gallon	285.00					
6"		Variable	158,831.00	79,999.00	59,999.00	0.00	\$20/gallon	495.00					
8"		Variable	254,131.00	127,999.00	95,999.00	0.00	\$20/gallon	535.00					
10"		Variable	Variable	Variable	Variable	0.00	\$20/gallon	Variable					
12"		Variable	Variable	Variable	Variable	0.00	\$20/gallon	Variable					

Sewer Base Charge* – Customers served by Pump Stations will have an additional O&M charge of \$5.00 per month.



Barrow County Utilities Department

625 Highway 211 NE Winder, Georgia 30680 Phone: (770) 307-3014 Fax: (770) 307-3118

RATE SCHEDULE CEDAR CREEK WASTEWATER TREATMENT PLANT

RESIDENTIAL ACCOUNTS													
NORTH EAST AND SOUTHERN ZONE SINGLE FAMILY RESIDENTIAL NEW METER TANNERS BRIDGE WASTEWATER TREATMENT PLANT							WATER VOLUME MONTHLY CHARGES						
WATER METER SIZE	ACCOUNT ACTIVATION FEE	NEW CONSTRUCTION OR IRRIGATION ONE-TIME CHARGES					BASE WATER CHARGE PER MONTH	BASE SEWER CHARGE PER MONTH	WATER LEVEL 1	WATER LEVEL 2	WATER LEVEL 3	SEWER LEVEL 1	
		CONNECTION FEE COUNTY INSTALLED		CONNECTION FEE SELF INSTALLED		SYSTEM DEVELOPMENT CAPACITY CHARGES			1 to 2000 GALLONS	2001 to 9000 GALLONS	9001+ GALLONS	1+ GALLONS	
		WATER	SEWER	WATER	SEWER	WATER			SEWER	CHARGE PER 1000 GALLONS			
3/4"	\$100	3,120.00	5,165.00	2,400.00	2,400.00	0.00	5,000.00	12.00	17.00 *	6.09	7.73	9.75	5.85
1"		5,201.00	7,943.00	4,000.00	3,000.00	0.00	5,000.00	22.50					
2"		16,638.00	25,411.00	12,799.00	9,599.00	0.00	5,000.00	48.00					

COMMERCIAL ACCOUNTS													
COMMERCIAL, DEVELOPER AND MUTLI-FAMILY RESIDENTIAL NEW METER							WATER VOLUME MONTHLY CHARGES						
WATER METER SIZE	ACCOUNT ACTIVATION FEE	NEW CONSTRUCTION OR IRRIGATION					BASE WATER CHARGE PER MONTH	BASE SEWER CHARGE PER MONTH	WATER			SEWER	
		CONNECTION FEE COUNTY INSTALLED		CONNECTION FEE SELF INSTALLED		SYSTEM DEVELOPMENT CAPACITY CHARGES			COMMERCIAL MULTI-FAMILY	DEVELOPER	IRRIGATION		
		WATER	SEWER	WATER	SEWER	WATER			SEWER	CHARGE PER 1000 GALLONS			
3/4"	\$100	3,120.00	5,165.00	2,400.00	2,400.00	0.00	5,000.00	12.00	17.00*	6.09	6.09	6.09	5.85
1"		5,201.00	7,943.00	4,000.00	3,000.00	0.00	\$20/gallon	22.50					
2"		16,638.00	25,411.00	12,799.00	9,599.00	0.00	\$20/gallon	48.00					
3"		Variable	50,828.00	25,600.00	19,200.00	0.00	\$20/gallon	175.00					
4"		Variable	79,418.00	40,000.00	30,000.00	0.00	\$20/gallon	285.00					
6"		Variable	158,831.00	79,999.00	59,999.00	0.00	\$20/gallon	495.00					
8"		Variable	254,131.00	127,999.00	95,999.00	0.00	\$20/gallon	535.00					
10"		Variable	Variable	Variable	Variable	0.00	\$20/gallon	Variable					
12"		Variable	Variable	Variable	Variable	0.00	\$20/gallon	Variable					

Sewer Base Charge* – Customers served by Pump Stations will have an additional O&M charge of \$5.00 per month.



Barrow County Utilities Department

625 Highway 211 NE Winder, Georgia 30680 Phone: (770) 307-3014 Fax: (770) 307-3118

RATE SCHEDULE MULBERRY RIVER WASTEWATER TREATMENT PLANT

RESIDENTIAL ACCOUNTS

SINGLE FAMILY RESIDENTIAL NEW METER								WATER VOLUME MONTHLY CHARGES					
WATER METER SIZE	ACCOUNT ACTIVATION FEE	CONNECTION FEE COUNTY INSTALLED		CONNECTION FEE SELF INSTALLED		SYSTEM DEVELOPMENT CAPACITY CHARGES		BASE WATER CHARGE PER MONTH	BASE SEWER CHARGE PER MONTH	WATER LEVEL 1	WATER LEVEL 2	WATER LEVEL 3	SEWER LEVEL 1
		WATER	SEWER	WATER	SEWER	WATER	SEWER			1 to 2000 GALLONS	2001 to 9000 GALLONS	9001+ GALLONS	1+ GALLONS
		CHARGE PER 1000 GALLONS											
3/4"	\$100	3,120.00	4,965.00	2,400.00	2,000.00	0.00	5,250.00	12.00	18.00 *	6.09	7.73	9.75	7.05
1"		5,201.00	7,943.00	4,000.00	3,000.00	0.00	5,250.00	22.50					
2"		16,638.00	25,411.00	12,799.00	9,599.00	0.00	5,250.00	48.00					

COMMERCIAL ACCOUNTS

COMMERCIAL, DEVELOPER AND MUTLI-FAMILY RESIDENTIAL NEW METER								WATER VOLUME MONTHLY CHARGES									
WATER METER SIZE	ACCOUNT ACTIVATION FEE	CONNECTION FEE COUNTY INSTALLED		CONNECTION FEE SELF INSTALLED		SYSTEM DEVELOPMENT CAPACITY CHARGES		BASE WATER CHARGE PER MONTH	BASE SEWER CHARGE PER MONTH	WATER							
		WATER	SEWER	WATER	SEWER	WATER	SEWER			COMMERCIAL MULTI-FAMILY	DEVELOPER	IRRIGATION	SEWER				
		CHARGE PER 1000 GALLONS															
3/4"	\$100	3,120.00	4,965.00	2,400.00	2,000.00	0.00	5,250.00	12.00	18.00*	6.09	6.09	6.09	7.05				
1"		5,201.00	7,943.00	4,000.00	3,000.00	0.00	\$21/gallon	22.50									
2"		16,638.00	25,411.00	12,799.00	9,599.00	0.00	\$21/gallon	48.00									
3"		Variable	50,828.00	25,600.00	19,200.00	0.00	\$21/gallon	175.00									
4"		Variable	79,418.00	40,000.00	30,000.00	0.00	\$21/gallon	285.00									
6"		Variable	158,831.00	79,999.00	59,999.00	0.00	\$21/gallon	495.00									
8"		Variable	254,131.00	127,999.00	95,999.00	0.00	\$21/gallon	535.00									
10"		Variable	Variable	Variable	Variable	0.00	\$21/gallon	Variable						Variable	Variable	Variable	Variable
12"		Variable	Variable	Variable	Variable	0.00	\$21/gallon	Variable						Variable	Variable	Variable	Variable

Sewer Base Charge* – Customers served by Pump Stations will have an additional O&M charge of \$5.00 per month.



LARGE VOLUME WATER USER - MONTHLY VOLUME CHARGES				
METER SIZE	Base Charge	100,000 - 300,000 GPD	300,001 - 600,000 GPD	600,001 - 900,000 GPD
3"	175.00	5.70	5.24	4.98
4"	285.00	5.70	5.24	4.98
6"	495.00	4.75	4.50	4.25
8"	535.20	4.50	4.25	4.15
10"	535.20	4.40	4.20	4.10
12"	535.20	4.30	4.15	4.05

1,000,001+ gallons volume charges – Determined upon request and BOC approval

NOTES

Irrigation Meters

¾" Irrigation meters purchased at time of ¾" domestic meter purchase, that do not require a new tap on the water main = \$800.00. ¾" Irrigation meters purchased alone that do not require a new tap on the water main = \$1200.00. The price for a Larger Irrigation Meter will be determined by the Utilities Manager. Irrigation meters have no monthly base meter charge, monthly usage rates are same as domestic meter rates.

Variable One Time Fees

Self-installed price plus materials and labor

System Development Charges

A fee to cover the customer’s pro-rated share of the costs incurred by Barrow County Utilities for the construction of the water and sewer infrastructure. Any System Development Charge for a meter larger than 8" is determined by the Utilities Department.

Base Charge

A monthly minimum charge, regardless of volume used.

Sewer Base Charge*

Customers served by Pump Stations will have an additional O&M charge of \$5.00 per month.

Volume Charge

Rates for water passing through the water meter, based on the monthly billing cycle.

Multi-Family Base Water and Sewer Charge

For Multi-Family housing, an account receiving both water and sewer service shall be charged a base charge of \$10.00 per unit per billing period. Multi-Family housing on water only or sewer only accounts will be charged a base charge of \$7.50 per unit per billing period.



FIRE PROTECTION METER

The monthly fire protection fee for all customers with a fire line meter will be assessed in addition to the monthly minimum charge at the following schedule.

Fire Line Meter Size	Monthly Base	Fire Related Usage per 1000 gallons	Non-Fire Related Usage per 1000 gallons
4"	\$5.15	\$3.50	\$12.18
6"	\$10.30	\$3.50	\$12.18
8"	\$15.45	\$3.50	\$12.18
10"	\$20.60	\$3.50	\$12.18
12"	\$25.75	\$3.50	\$12.18

All water which passes through the fire line meter for purposes other than fire-fighting shall be billed for water and sewer. The volume charge for non-fire related water usage shall be equal to double (2 times) the respective residential charge. All customers with a fire line meter shall provide certification of the required annual testing and maintenance checks of the backflow prevention devices. This certification should state all parts and operations are without defect or deficiencies.

WASTEWATER PUMPING STATION FEE FOR FUTURE O&M COSTS

So that existing water and wastewater customers are not burdened by the cost of future operation and maintenance of developer-installed wastewater pumping stations, developers shall pay for such future operation and maintenance of wastewater pumping stations contributed to the Barrow County Utility Department as follows:

Pump Station Category	Fee Assessment for Future Operations and Maintenance Costs
0-49 HP	\$160,000
50-100 HP	\$200,000
Over 100 HP	\$240,000

The Fee Assessment for Future Operations and Maintenance Costs may be waived by Barrow County only if an existing pump station is decommissioned and flows from said existing pump station are diverted to the new pump station at the Developers sole cost. In this case, the Manager may determine that there will be no net increase in the total number of pump stations operated by Barrow County, and may waive the O&M Fee Assessment



WASTEWATER TREATMENT SURCHARGES

A wastewater treatment surcharge rate schedule is in effect for high strength wastewater dischargers.

To calculate a surcharge for BOD5, TSS, P or Ammonia as Nitrogen NH3 –N , the analytical results of any composite sample for BOD5, TSS, P or NH3 – N shall be deemed representative of the User’s discharge for the entire billing period in which the sample is taken, unless additional samples are taken either by Barrow County or the User during the same billing period in which event the average of each parameter’s analytical results for that period shall be used to calculate the surcharge for that billing period.

Parameter	Surcharge Threshold	Surcharge Rate
	(mg/L)	(\$ per 1,000 gallons per each additional mg/L above surcharge threshold)
Biochemical Oxygen Demand (BOD5)	250	\$0.00212
Total Suspended Solids (TSS)	250	\$0.00212
Total Phosphorus (TP)	10	\$0.085
Ammonia as Nitrogen (NH3 –N)	30	\$0.0212

NEW DEVELOPMENTS

There are several steps that will need to be completed in order to submit and gain approval for new developments. Please see the Utilities Department Project Submittal Check List on our website to ensure you complete them in order. The check list can be found at barrowga.org under the Water or Wastewater page.

CAPACITY APPLICATION FOR WASTEWATER

Before submitting development plans you must complete the Capacity Application and return it with payment. If appropriate capacity is available you will be given the approval to submit development plans to the Barrow County Utilities Department for review.

Capacity Application Fee	\$500.00 (pd by cash/check/money order)
--------------------------	---



Barrow County Utilities Department

625 Highway 211 NE Winder, Georgia 30680 Phone: (770) 307-3014 Fax: (770) 307-3118

PLAN SUBMITTAL

Submit the New Development Plan Application with Review Fee and provide one (1) hard copy and one (1) digital copy of the Development Plan to the Barrow County Utilities Department for review.

After the Development Plan is approved by Barrow County engineers, provide three (3) stamped approved hard copies and one (1) digital copy to the Utilities Department.

Provide a minimum of four (4) weeks for the Department to complete the review. Larger developments may require additional time.

Plan Review, Fees, Approval, Testing and Inspection: (paid by Cash, Check or Money Order)

Development Plan Type	1 to 67 Units	More than 67 Units
Residential - Water Review*	\$1000.00	\$15 per Unit
Residential - Wastewater Review*	\$1000.00	\$15 per Unit
Residential – Master Meter Review*	\$1000.00	\$1000.00

Development Plan Type	1 to 10 Units	More than 10 Units
Commercial - Water Review*	\$1000.00	\$1250.00
Commercial - Wastewater Review*	\$1000.00	\$1250.00

Wastewater Pump Station Review*	\$1400.00
---------------------------------	-----------

*Includes 1st and 2nd Plan Reviews and 1st and 2nd Construction Inspections.

Additional Plan Review – Water	\$5.00 per lot
Additional Plan Review – Wastewater	\$5.00 per lot
Additional Plan Review – Commercial	\$250.00 each
Additional Plan Review – Master Meter	\$300.00 each
Additional Inspections – Water	\$250.00 each
Additional Inspections – Wastewater	\$250.00 each
Additional Wastewater Pump Station Review	\$200.00 each
Onsite Meetings with County Engineer	\$200 per hour
Master Planned Development and Industrial	Charged at Hourly Rate (\$1,000 Minimum)



Barrow County Utilities Department

625 Highway 211 NE Winder, Georgia 30680 Phone: (770) 307-3014 Fax: (770) 307-3118

WATER & WASTEWATER STANDARDS & DETAILS

Utility Standards and Details may be picked up at the Barrow County Water and Wastewater office located at 625 Highway 211 NE, Winder, GA. 30680 during normal business hours, free of charge. You may also find them listed on our website at barrowga.org/departments/wastewater.aspx.

PAYMENTS

Accepted methods of payment are cash, check and money order. Payments can be made in person, by mail or placed in our department drop box. Checks shall be made payable to the Barrow County Utilities Department.

Established customers receiving water or both water & wastewater services from our department may also utilize the online credit card portal, pay by phone or apply for automated bank draft. Fees may be applied based on payment method. Options and restrictions are described on the department's webpage.

USER CHARGES

User charges and fees are presented by the Public Works Director within the annual budget for review and approval by the Board of Commissioners. User Charges are those as established by the county Board of Commissioners and shall be based on the quantity or volume consumed through the water meter discharged into the Publicly Owned Treatment Works.

A handwritten signature in blue ink that reads "Vickie Short".

Vickie Short
Interim County Manager

A handwritten signature in blue ink that reads "C. Yancey".

Chris Yancey
Public Works Director

**BARROW COUNTY BOARD OF COMMISSIONERS
STORM WATER FEE STRUCTURE
FOR FISCAL YEAR 2024**

Fee = Rate (\$48.00) X ERU (Impervious unit of 3478 sq. ft.)

ERU (Equivalent residential unit)

Impervious Surface (Hardened surface areas that either prevent or limit the natural entry of water into the underlying soil).

The average residential unit was determined to be 3478 square feet. This makes all residential parcels equal to one ERU thus a flat rate was set for all residential parcels. The same equation applies to commercial properties. Forty Eight dollars will be charged for every 3478 sq. ft. unit.

*Any parcel of land that has 50 sq. ft. or more of impervious surface shall get a Storm Water Bill.

*Any parcel of land that has less than 50 sq. ft. of impervious surface shall not get a Storm Water Bill

Residential: \$48 per year

Residential with Credit: \$28.80 per year

Commercial: Impervious surface/ 3478 x \$48 = Rate per year

Commercial with Credit: Impervious surface/ 3478 x \$48 = Rate per year with 40% reduction

Example for Commercial:

Parcel has 15000 Sq. Ft. of Impervious Surface.

$15000 / 3478 \times \$48 = \207.01 per year

Example for Commercial with credit:

Parcel has service fee of \$100 per year

40% reduction of \$100 = \$60 per year

**BARROW COUNTY BOARD OF COMMISSIONERS
STORM WATER FEE STRUCTURE
FOR FISCAL YEAR 2023**

Residential Storm Water Rates include, but are not limited to:

- Single family residential
- Two family residential
- Mobile Homes
- Chicken houses

Commercial Storm Water rates include, but are not limited to:

- Businesses or Commercial enterprises
- Industrial
- Apartments
- Public Buildings
- Non-Profits
- Schools
- Churches

Stormwater Credit:

A Storm Water Credit is a reduction in the storm water service fee for properties that meet certain requirements. Such properties shall be eligible for a 40% percent reduction in the storm water service fee.

Credit: 40% reduction in service fee per year



Vickie Short
Interim County Manager



Matt Treeter
Storm Water Manager

BARROW COUNTY GOVERNMENT OFFICIALS

Elected Officials

Pat Graham, Commission Chairman
Joe Goodman, Chairman Pro Tempore, Commission District 1
William J. "Bill" Brown, Commission District 2
Rolando Alvarez, District 3
Alex Ward, Commission District 4
Tim Walker, Commission District 5
Deborah Lynn, Commission District 6
Joseph H. Booth, Chief Superior Court Judge
Nicholas Primm, Superior Court Judge
Currie Mingledorff, Superior Court Judge
Wayne McLocklin, Superior Court Judge
Janie Jones, Clerk of Superior Court
Caroline Evans, Magistrate Court Judge
Tammy Brown, Probate Court Judge
Brad Smith, District Attorney
Jud Smith, Sheriff
Jessica Garrett, Tax Commissioner
Kenneth Cooper, Coroner
Robert Gardner, State Court Judge
Kyle Sharry, Solicitor General

Appointed Officials

Vickie Short, Interim County Manager
Angela Davis, County Attorney
Katerina McReynolds, Interim County Clerk
Guy Rogers, Chief Appraiser
Bill Hicks, Juvenile Court Judge

Department Directors

Rose Kisaalita, Finance Director
Rebecca Whiddon, Planning & Community Development Director
Elizabeth Bailey, Human Resources Director
Alan Shuman, Chief of Emergency Services
Chris Yancey, Public Works Director
Dan Magee, Parks, Recreation, & Leisure Services Director
Jaclyn Fryman, Animal Control Director
Monica Franklin, Election Supervisor



BARROW COUNTY
— *Georgia* —

Barrow County Board of Commissioners
Historic Courthouse
30 N. Broad Street
Winder, Georgia 30680
(770) 307-3000

www.barrowga.org