

# City of Fitzgerald



**FY2013 BUDGET**

# REVENUES

FY2013

Line Item Budgeted Amount

%

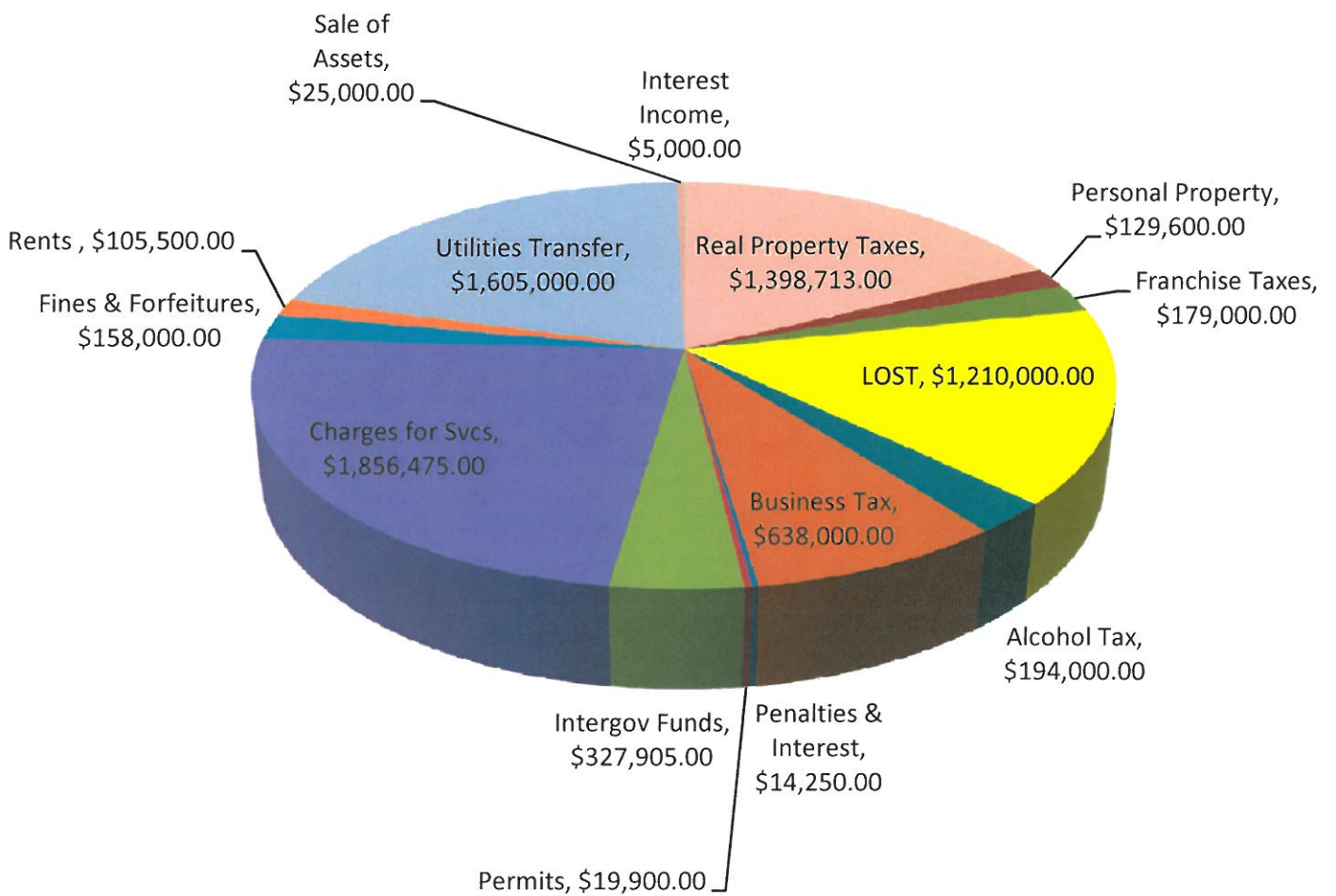
TAXES		
<b>General Property Taxes</b>		
<b>Real Property - Current Year</b>	1,373,663.00	17.46%
<b>Timber Tax</b>	50.00	0.00%
<b>Real Property - Prior Year</b>	25,000.00	0.32%
<b>Personal Property - Current Year</b>		
Motor Vehicle	112,000.00	1.42%
Mobile Home	9,000.00	0.11%
Intangible	4,500.00	0.06%
Railroad Equipment	1,600.00	0.02%
<b>Real Estate Transfer Tax</b>	2,500.00	0.03%
<b>Franchise Taxes</b>		
Electric	46,000.00	0.58%
Television Cable	78,000.00	0.99%
Telephone	55,000.00	0.70%
<b>General Sales and Use Taxes</b>		
<b>Local Option Sales and Use Taxes</b>	1,210,000.00	15.38%
<b>Selective Sales and Use Taxes</b>		
<b>Alcoholic Beverage Excise - BEER</b>	160,000.00	2.03%
<b>Alcoholic Beverage Excise - WHISKEY &amp; WINE</b>	29,000.00	0.37%
<b>Mixed Drink Tax</b>	5,000.00	0.06%
<b>Business Taxes</b>		
<b>Business and Occupation Taxes</b>	105,000.00	1.33%
<b>Insurance Premium Taxes</b>	458,000.00	5.82%
<b>Financial Institution Taxes</b>	75,000.00	0.95%
<b>Penalties and Interest on Delinquent Taxes</b>		
<b>General Property</b>		
Interest	12,000.00	0.15%
<b>Fi Fa</b>	1,500.00	0.02%
<b>Other</b>		
Tax Deed Advertising	750.00	0.01%

<b>LICENSES AND PERMITS</b>		
Business Licenses		
<b>Building Structures and Equipment (Building Permits)</b>		
Building Inspection	15,000.00	0.19%
Plumbing Inspection	800.00	0.01%
Electrical Inspection	1,800.00	0.02%
Mechanical Inspection	300.00	0.00%
<b>Non-Business Licenses and Permits</b>		
<b>Building and Signs</b>		
Zoning and Land Use	500.00	0.01%
<b>Penalties and Interest on Delinquent Licenses and permits</b>		
Business License Penalty	1,500.00	0.02%
<b>INTERGOVERNMENTAL REVENUES</b>		
<b>Federal Government Payments in Lieu of Taxes</b>		
Payment in lieu of Taxes - HOUSING AUTHORITY	26,000.00	0.33%
<b>Intergovernmental Revenues - BEN HILL COUNTY</b>		
Grand Theatre Rental/BHCO Contribution	16,224.00	0.21%
Conference Center/BHCO Contribution	14,684.00	0.19%
Recreation/BHCO Contribution	212,797.00	2.71%
<b>Intergovernmental Revenues - Other Funds</b>		
Administrative Cost - LF AUTHORITY	24,000.00	0.31%
Administrative Cost - AIRPORT	1,800.00	0.02%
Administrative Cost - HUMANE SOCIETY	2,400.00	0.03%
Administrative Cost - FBHCO DEV AUTHORITY	24,000.00	0.31%
State Government Grants		
Other Grants		
GMA Grant - Police	6,000.00	0.08%
<b>CHARGES FOR SERVICES</b>		
General Government		
<b>Printing and Duplicating Services</b>	250.00	0.00%
<b>Data Processing</b>	150.00	0.00%
<b>Other Fees</b>		
Election Qualifying Fees	1,530.00	0.02%
Housing Authority-Police Security	23,000.00	0.29%

<b>Public Safety</b>		
<b>Special Police Services</b>		
Fingerprinting Fees	7,500.00	0.10%
Accident Reports	350.00	0.00%
Bond Fees	250.00	0.00%
<b>Streets and Public Improvements</b>	7,500.00	0.10%
DOT State Road Maintenance	15,645.00	0.20%
<b>Sanitation</b>		
Refuse Collection Charges	1,175,000.00	14.94%
Other Charges/SANITATION	5,000.00	0.06%
<b>Fire</b>		
Special Fire Protection	422,000.00	5.36%
Other Fees - FIRE	500.00	0.01%
<b>Culture and Recreation</b>		
Activity Fees	128,000.00	1.63%
<b>Other Charges for Services</b>		
Cemetery Fees	68,000.00	0.86%
Bad Check Fees	500.00	0.01%
Yard Sale Permits	1,300.00	0.02%
<b>FINES AND FORFEITURES</b>		
<b>Court</b>		
Municipal	155,000.00	1.97%
Cash Confiscations	2,500.00	0.03%
Community Service Fee	500.00	0.01%
<b>INVESTMENT INCOME</b>		
<b>Interest Revenues</b>	5,000.00	0.06%
<b>MISCELLANEOUS INCOME</b>		
<b>Rents and Royalties</b>		
Grand Theatre - RENTS	12,000.00	0.15%
Grand Theatre - FILMS	65,000.00	0.83%
Grand Theatre - LIVE STAGE	8,000.00	0.10%
Conference Center - RENTS	8,000.00	0.10%
Carnegie Center - RENTS	1,000.00	0.01%

<b>Other</b>		
Maintenance - LABOR COST	500.00	0.01%
Christmas Tree Program	500.00	0.01%
Other Revenues - Grand Theatre	3,000.00	0.04%
Other Revenues - Miscellaneous	5,000.00	0.06%
<b>Reimbursement for Damage Property</b>	<b>2,500.00</b>	<b>0.03%</b>
<b>OTHER FINANCING SOURCES</b>		
Interfund Transfers		
<b>Operating Transfers In</b>		
Water Light & Bond - UTILITY TRANSFER	1,605,000.00	20.40%
<b>Proceeds of General Fixed Assets</b>		
Sale of Assets	25,000.00	0.32%
<b>TOTAL REVENUES:</b>	<b>\$7,866,343.00</b>	<b>100%</b>

# FY2013 REVENUES



# City of Fitzgerald

## FY2013 BUDGET

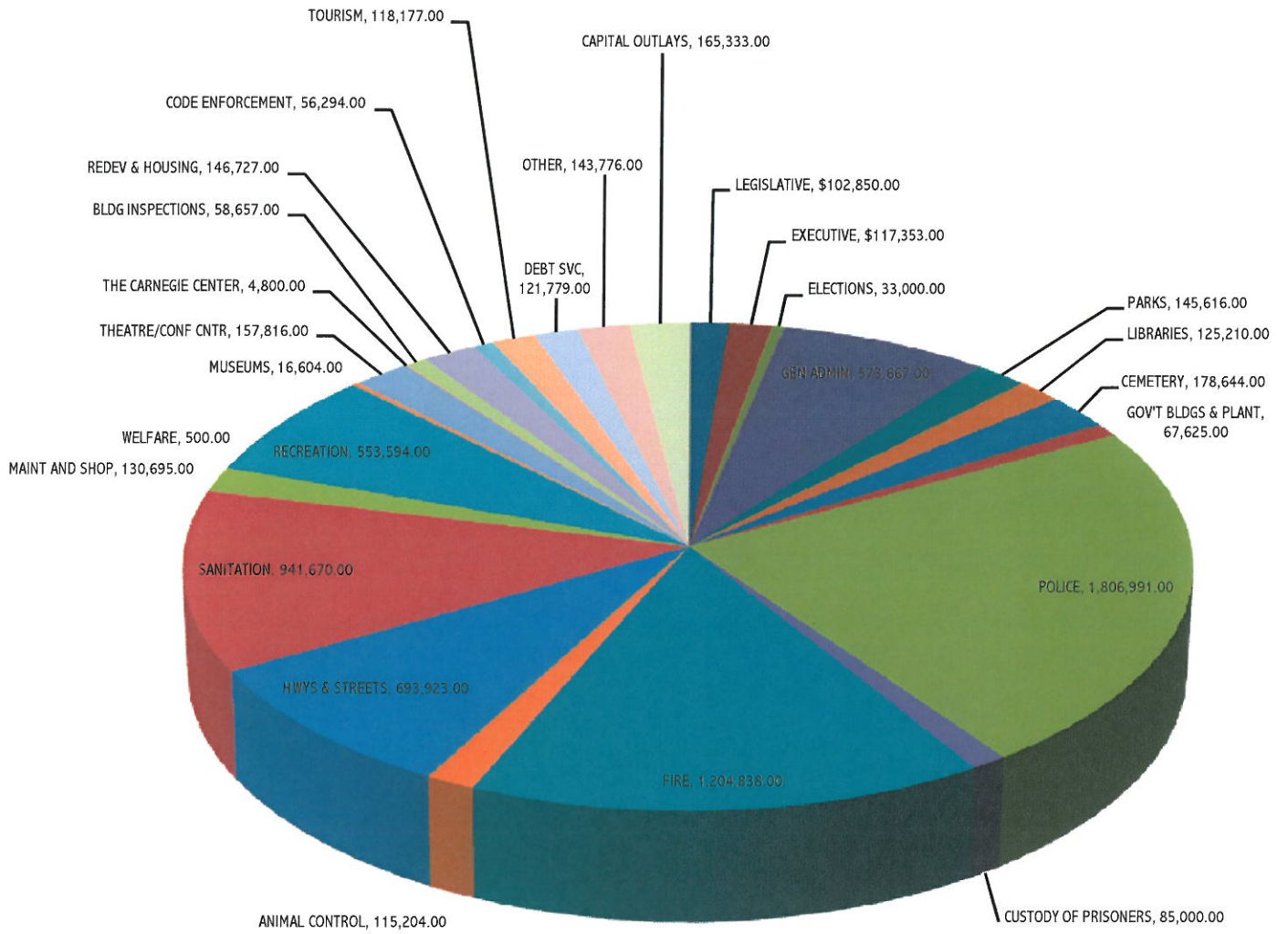
### EXPENDITURES SUMMARY

	BUDGET AMOUNT	%
<b>LEGISLATIVE</b>		
Governing Body	\$102,850.00	1.31%
<b>EXECUTIVE</b>	\$117,353.00	1.49%
<b>ELECTIONS</b>	33,000.00	0.42%
<b>GENERAL ADMINISTRATION</b>		
Financial Administration	573,667.00	7.29%
<b>PARKS</b>	145,616.00	1.85%
<b>LIBRARIES</b>	125,210.00	1.59%
CEMETERY	178,644.00	2.27%
General Gov't Buildings	67,625.00	0.86%
<b>PUBLIC SAFETY</b>		
Police	1,806,991.00	22.97%
Custody of Prisoners	85,000.00	1.08%
Fire	1,204,838.00	15.32%
<b>OTHER PROTECTION</b>		
Animal Control	115,204.00	1.46%
<b>PUBLIC WORKS</b>		
Highways & Streets	693,923.00	8.82%
Sanitation & Wastewater	941,670.00	11.97%
Maintenance and Shop	130,695.00	1.66%
<b>HEALTH &amp; WELFARE</b>		
Welfare - Other Direct Assistance	500.00	0.01%
<b>CULTURE/RECREATIONS</b>		
Recreation	461,594.00	5.87%
Participant Recreation	53,000.00	0.67%
Swimming Pools	6,700.00	0.09%
Sports Facilities	32,300.00	0.41%
Museums	16,604.00	0.21%
Grand Theatre/Grand Conference Center	157,816.00	2.01%

Carnegie Center	4,800.00	0.06%
<b>HOUSING AND DEVELOPMENT</b>		
<b>PROTECTIVE INSPECTIONS</b>		
Building Inspections	58,657.00	0.75%
<b>URBAN REDEVELOPMENT AND HOUSING</b>	146,727.00	1.87%
<b>PLANNING AND ZONING</b>		
Code Enforcement	56,294.00	0.72%
<b>ECONOMIC DEVELOPMENT AND ASSISTANCE</b>		
Tourism	118,177.00	1.50%
<b>DEBT SERVICE</b>	121,779.00	1.55%
<b>OTHER FINANCING USES</b>	143,776.00	1.83%
<b>CAPITAL OUTLAYS</b>		
<i>MACHINERY &amp; EQUIPMENT</i>		
Machinery	29,980.00	0.38%
Vehicles	20,500.00	0.26%
Furniture and Fixtures	4,599.00	0.06%
Other Equipment	110,254.00	1.40%
<b>GRAND TOTAL:</b>	<b>\$7,866,343.00</b>	<b>100%</b>



# FY2013 Expenditures



# CITY OF FITZGERALD

## Capital Improvement Budget

### Revenue Summary

FY2013

#### Capital Outlay/New Equipment

General Operating Funds	159,333.00	
Grants	6,000.00	
Capital Improvement Funds	0.00	<b>\$165,333.00</b>

#### Debt Service

General Operating Funds	121,779.00	
Capital Improvement Funds	0.00	<b>\$121,779.00</b>

### **GRAND TOTAL**

**\$287,112.00**

General Operating Funds	\$281,112.00
Grants	\$6,000.00
Capital Improvement Funds	\$0.00
<b>GRAND TOTAL</b>	<b>\$287,112.00</b>

# City of Fitzgerald

## CAPITAL IMPROVEMENT BUDGET

### REVENUES

FY2013

#### CAPITAL OUTLAY - NEW EQUIPMENT

##### General Operating Funds

Parks	1,000.00	
Cemetery	11,080.00	
Police	21,013.00	
Fire	41,509.00	
Maintenance & Shop	13,775.00	
Sanitation	58,456.00	
Animal Control	12,500.00	<b>\$159,333.00</b>

##### Grants

GMA Safety Grant - Police	\$6,000.00	<b>\$6,000.00</b>
---------------------------	------------	-------------------

##### Capital Improvement Funds

	\$0.00	<b>\$0.00</b>
--	--------	---------------

**TOTAL CAPITAL OUTLAY - NEW EQUIPMENT \$165,333.00**

#### DEBT SERVICE

##### General Operating Funds

Police	66,955.00	
Sanitation	19,000.00	
Urban Redevelopment	7,912.00	
Street	7,912.00	
		<b>\$101,779.00</b>

**TOTAL DEBT SERVICE \$101,779.00**

**INTEREST EXPENSE \$20,000.00**

**GRAND TOTAL: \$121,779.00**

**GRAND TOTAL CAPITAL OUTLAY/EQUIPMENT  
AND DEBT SERVICE \$287,112.00**

# Capital Improvement Budget

Description	FY2013	%
Parks	1,000.00	0.60%
Cemetery	11,080.00	6.70%
Police	27,013.00	16.34%
Fire	41,509.00	25.11%
Maintenance & Shop	13,775.00	8.33%
Sanitation	58,456.00	35.36%
Animal Control	12,500.00	7.56%
<b>SUB - TOTAL</b>	<b>\$165,333.00</b>	<b>100%</b>
<b>DEBT SERVICE</b>		
Police	66,955.00	54.98%
Sanitation	19,000.00	15.60%
Urban Redevelopment	7,912.00	6.50%
Street	7,912.00	6.50%
Interest Expense	20,000.00	16.42%
<b>SUB - TOTAL</b>	<b>\$121,779.00</b>	<b>100%</b>
<b>GRAND TOTAL:</b>	<b>\$287,112.00</b>	

# City of Fitzgerald

Capital Improvement Budget

FY2013

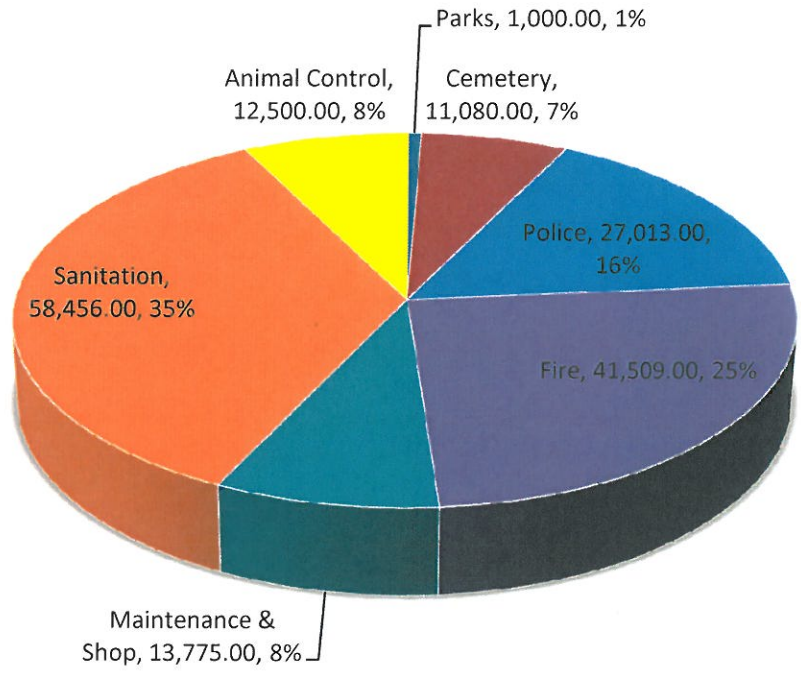
EXPENSES

DEPARTMENT	PROPERTY				MACHINERY AND EQUIPMENT					TOTAL
	Sites	Site Improvements	Buildings	Infrastructure	Machinery	Vehicles	Furniture and Fixtures	Computers	Other Equipment	
	Expenditures for purchase of Land	Expenditures for acquiring improvements not associate with buildings, such as paving parking lots, building of fences, and retaining walls	Expenditures for acquiring existing buildings, contracted construction of buildings, for major permanent structural alterations.	Includes highways, roads, streets, bridges, sidewalks, curbs, gutters, tunnels and street lights built by government	Expenditures for equipment such as lathes, drill presses etc.	Expenditures for equipment such as automobiles, trucks and buses	Expenditures for furniture and fixtures, including office furniture and building fixtures	Expenditures for mainframes, desktops, laptops, and peripheral equipment	Expenditures for other equipment, such as copy machines, calculators, etc.	
<b>CAPITAL OUTLAY - NEW EQUIPMENT</b>										
Parks					1,000.00					\$1,000.00
Cemetery					11,080.00					\$11,080.00
Police					800.00	8,000.00			18,213.00	\$27,013.00
Fire					3,325.00		4,599.00		33,585.00	\$41,509.00
Animal Control						12,500.00				\$12,500.00
Maintenance & Shop					13,775.00					\$13,775.00
Sanitation									58,456.00	\$58,456.00
<b>TOTAL:</b>	<b>\$0.00</b>	<b>\$0.00</b>	<b>\$0.00</b>	<b>\$0.00</b>	<b>\$29,980.00</b>	<b>\$20,500.00</b>	<b>\$4,599.00</b>	<b>\$0.00</b>	<b>\$110,254.00</b>	<b>\$165,333.00</b>
<b>DEBT SERVICE</b>										
Police						66,955.00				\$66,955.00
Sanitation						19,000.00				\$19,000.00
Urban Redevelopment						7,912.00				\$7,912.00
Street						7,912.00				\$7,912.00
INTEREST EXPENSE						20,000.00				\$20,000.00
<b>TOTAL DEBT SERVICE</b>	<b>\$0.00</b>	<b>\$0.00</b>	<b>\$0.00</b>	<b>\$0.00</b>	<b>\$0.00</b>	<b>\$121,779.00</b>	<b>\$0.00</b>	<b>\$0.00</b>	<b>\$0.00</b>	<b>\$121,779.00</b>

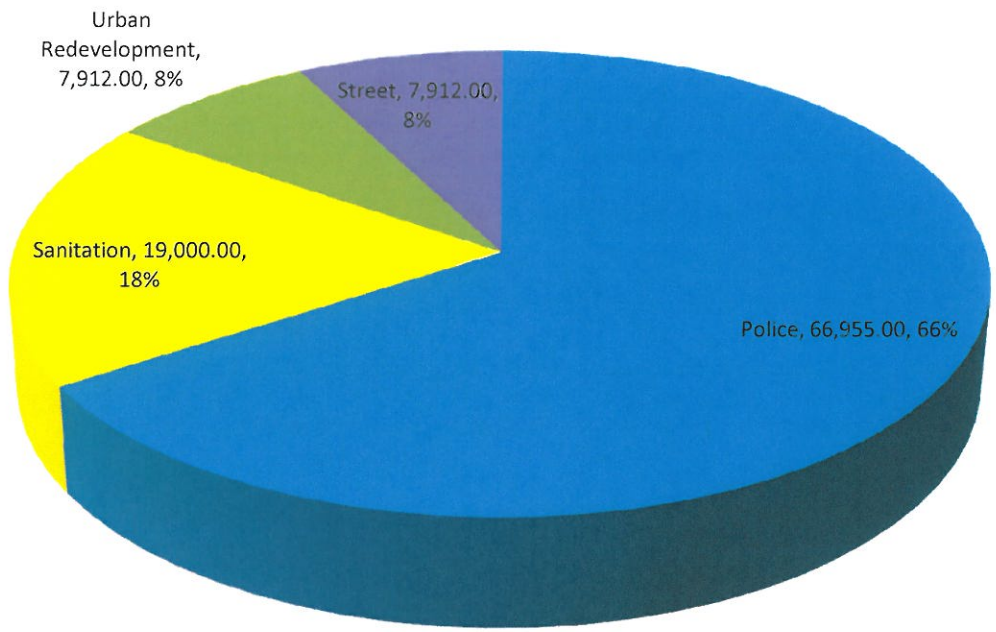
## Department Listing

### 2013 Capital Improvement/Equipment

Department/Item Description	Cost	Dept Total Cost	GL Description
<b>PARKS</b>			
(1) Edger	500.00		M & E - MACHINERY
(1) Hedge Trimmer	500.00	<b>\$1,000.00</b>	M & E - MACHINERY
<b>CEMETERY</b>			
(2) 42" Zero Turn Movers	11,080.00	<b>\$11,080.00</b>	M & E - MACHINERY
<b>POLICE</b>			
(1) Digital In-car Camera	6,000.00		M & E - OTHER
(3) Canon Camera Lens	1,188.00		M & E - OTHER
(5) Kenwood Portable Radio	2,225.00		M & E - OTHER
(2) Stalker Patrol Radars	3,400.00		M & E - OTHER
(4) Taser X-2 Tasers	5,400.00		M & E - OTHER
(2) Stihl Weedeaters	800.00		M & E - MACHINERY
(1) Used Van	8,000.00	<b>\$27,013.00</b>	M & E - VEHICLES
<b>FIRE</b>			
(1) Air Compressor	500.00		M & E - OTHER
(5) SCBA Cylinders	3,750.00		M & E - OTHER
(5) Bunker Pants	3,125.00		M & E - OTHER
(5) Bunker Coats	4,250.00		M & E - OTHER
(21) Protective Hoods	840.00		M & E - OTHER
(8) Handheld Radios	2,800.00		M & E - OTHER
(21) Firefighter Gloves	1,785.00		M & E - OTHER
(4) Life Safety Ropes	480.00		M & E - OTHER
(1) PPV Fan	1,975.00		M & E - OTHER
(3) Self Contained Breathing Apparatus	14,100.00		M & E - OTHER
(1) Ice Machine	2,825.00		M & E - MACHINERY
(4) Streamlight Light Boxes	480.00		M & E - OTHER
(7) Lockers	4,599.00	<b>\$41,509.00</b>	M & E - FURNITURE
<b>ANIMAL CONTROL</b>			
(1) Used Ford Pickup w Decals	12,500.00	<b>\$12,500.00</b>	M & E - VEHICLES
<b>MAINTENANCE &amp; SHOP</b>			
(1) Plasma Cutter	2,000.00		M & E - MACHINERY
(1) Robin Air A/C Unit	3,500.00		M & E - MACHINERY
(1) Air Dryer	1,000.00		M & E - MACHINERY
(1) Air Jack	1,500.00		M & E - MACHINERY
(1) Tire Machine	3,400.00		M & E - MACHINERY
(2) Floor Jacks	1,000.00		M & E - MACHINERY
9" Metal cutting Circular Saw	600.00		M & E - MACHINERY
14" Chop Saw	775.00	<b>\$13,775.00</b>	M & E - MACHINERY
<b>SANITATION</b>			
(12) Dumpster Bottoms	4,800.00		M & E - OTHER
12) Lid Locks	1,200.00		M & E - OTHER
(16) 8 yard Commercial Dumpsters	17,056.00		M & E - OTHER
(500) Residential Garbage Cans	35,400.00	<b>\$58,456.00</b>	M & E - OTHER
<b>TOTAL COST:</b>		<b>\$165,333.00</b>	



**FY2013 Capital Outlay**



**FY2013 Debt Service**