



Fayette
COUNTY

"WHERE QUALITY
IS A LIFESTYLE"

Georgia

FAYETTE COUNTY, GEORGIA
OPERATING AND CAPITAL BUDGET
FISCAL YEAR ENDED JUNE 30, 2018

Prepared By:
Steve Rapson, County Administrator
Mary S. Parrott, Finance Director/CFO
Sergio Acevedo, Budget Officer
Amanda Schoonover, Financial Analyst



FAYETTE COUNTY, GEORGIA

BOARD OF COMMISSIONERS

Eric K. Maxwell, Chairman

Randy Ognio, Vice Chair

Steve Brown

Charles Oddo

Charles D. Rousseau

Steve Rapson, County Administrator

Office of Administration
140 Stonewall Avenue, West
Suite 100
Fayetteville, GA 30214
Telephone: (770) 305-5400

Mary S. Parrott, Finance Director/CFO

Finance Department
140 Stonewall Avenue, West
Suite 101
Fayetteville, GA 30214
Telephone: (770) 305-5235



GOVERNMENT FINANCE OFFICERS ASSOCIATION

*Distinguished
Budget Presentation
Award*

PRESENTED TO

**Fayette County
Georgia**

For the Fiscal Year Beginning

July 1, 2016

Executive Director

The Government Finance Officers Association of the United States and Canada (GFOA) presented an award of Distinguished Budget Presentation to Fayette County Georgia for its annual budget for the fiscal year beginning July 1, 2016.

In order to receive this award, a governmental unit must publish a budget document that meets program criteria as a policy document, as an operations guide, as a financial plan, and as a communication device.

The award is valid for a period of one year only. We believe our current budget document continues to conform to program requirements, and we are submitting it to GFOA to determine its eligibility for another award.

**FAYETTE COUNTY, GEORGIA
TABLE OF CONTENTS**

Hyperlinks available, to come back to TOC click ALT key + Left arrow key

	PAGE
Table of Contents	i
INTRODUCTION	
FY 2018 Budget Message	1
Services Provided By the County	7
Profile of the County	7
Governmental Structure	9
Local Economic Conditions and Outlook	10
Map of the County: Municipalities and Proximity to Metropolitan Atlanta Area	14
Fayette County Goals	16
Budget Initiatives and Strategies	17
County Goals Accomplished by Departments	18
Budget Calendar	20
BUDGET SUMMARY	
Summary of Total Expenditures - All Budgeted Funds	21
Summary of Revenues, Expenditures and Changes in Fund Balances - Governmental Funds	22
Chart: Revenue and Other Sources - % Contribution by Source	23
Chart: Expenditures and Other Uses - % Contribution by Function	24
Chart: Total Revenue - 5 Year Trend	25
Chart: Total Expenditures - 5 Year Trend	25
Chart: Revenue vs. Expenditures - 5 Year Trend	26
Chart: 3 Highest Revenue Categories - 5 Year Trend	26
Summary of Revenues, Expenditures and Changes in Net Position - Enterprise Funds	27
Chart: Revenue and Other Sources - % Contribution by Source	28
Chart: Expenditures and Other Uses - % Contribution by Category	28
Summary of Revenues, Expenditures and Changes in Fund Balances - Internal Service Funds	29
Summary of Revenues, Expenditures and Other Financing Sources and Uses - All Funds	30
Budget Summary Information	31
Comparison of Next Year's Adopted Budget With the Current Year's Budget	32
Analysis of Major Revenue Sources and Trends	35
General Fund	36
Other Funds	39
All Funds	43
Analysis of the Fund Balance of Each Individual Fund	44
General Fund	45
Special Revenue Funds	46
Enterprise Funds	47
Internal Service Funds	48
Overview of Fund Balances	49
PLAN, POLICIES, AND PROCEDURES	
Adopted Fiscal Policies	50
Budget Policy	50
Reserve Fund Policy	56
Investment Policy	56

**FAYETTE COUNTY, GEORGIA
TABLE OF CONTENTS**

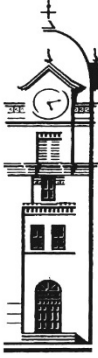
	PAGE
Debt Management Policy	58
Purchasing Card Policy	61
Replacement of Vehicles, Heavy Equipment, and Other Assets	64
Accounting, Auditing, and Financial Reporting	69
Measurement basis	70
Basis of Accounting	70
Basis of Budgeting	70
Basis of Accounting and Basis of Budgeting - Differences	70
Budget Amendments	71
Budgeted Funds	72
Fund Types	73
Fund Types, Funds, Functional Areas and Departments	75
CAPITAL BUDGET	
Policies and Procedures	77
Capital Expenditures - Definition	77
Classification of Projects	78
Funding of Capital/CIP Projects	78
Funds	78
Financial Impact on the Operating Budget	79
Major Capital/CIP Projects Approved	79
Capital Budget - Expenditures and Funding	82
Chart: Capital Budget - Expenditures by Capital Fund	83
Chart: Capital Budget - Funding by Source	84
Chart: Capital Budget - Expenditures by Function	85
Capital Projects - Projects By Function	86
Capital Improvement Program (CIP): Projects Funding Summary	90
Capital Improvement Program (CIP): Cost Summaries by Department	91
Impact Capital/CIP projects on Operating Budgets	95
ORGANIZATION	
Organizational Chart	96
Fayette County, Georgia - Contact Information	97
Summary of Personnel - Full-Time Equivalents (FTE)	99
Chart: Total Personnel (FTE) - 5 Year Trend	100
Chart: % of Personnel by Function	100
Budget - Personnel Notes	101
Cost Center Sheets - County Departments/Outside Agencies	
Function: General Government	
Administration	102
Building & Grounds	104
County Commission	106
Contingency	108

**FAYETTE COUNTY, GEORGIA
TABLE OF CONTENTS**

	PAGE
Elections	109
Engineering	111
Finance	113
Human Resources	115
Information Systems	117
Law Department	120
Non-Departmental General Government	121
Purchasing	122
Tax Assessor	124
Tax Commissioner	126
Function: Judicial	
Board of Equalization	127
Clerk of State Court	128
Clerk of Superior Court	131
State DUI Court	134
District Attorney	135
Drug Abuse and Treatment	136
Superior Judges, Court Reporter	137
Juvenile Court	138
Juvenile Supervision	141
Law Library	143
Magistrate Court	144
Non-Departmental Judicial	146
Probate Court	147
Public Defender	149
State Court Judge	150
State Court Solicitor	152
Victims Assistance	155
Function: Public Safety	
Animal Control	157
Confiscated Property - Federal	159
Confiscated Property - State	160
Confiscated Property - US Customs	161
Coroner	162
Emergency 911	163
Emergency Management, EMS, Fire Services - Summary	165
Emergency Management	167
Emergency Medical Services	168
Fire Services	169
Jail Surcharge	170
Non-Departmental Public Safety	171
Sheriff's Office - All Divisions	172
Sheriff - Support Services	173
Sheriff - Criminal Investigations	175

**FAYETTE COUNTY, GEORGIA
TABLE OF CONTENTS**

	PAGE
Sheriff - Field Operations	179
Sheriff - Jail Operations	181
Function: Public Works	
Fleet Maintenance	183
Public Works Administration	185
Road Department	187
Solid Waste Management	189
Environmental Management	191
Stormwater Management	193
Street Lights	194
Water System	195
Function: Health & Welfare	
Dept. Family & Children Services	197
Fayette Community Options	198
Fayette Family Connections	200
Fayette Counseling Center	201
Public Health	202
Senior Citizen Services	203
Youth Protection - Bloom	204
Function: Culture & Recreation	
Library	205
Recreation	207
Function: Planning & Development	
County Extension	209
Development Authority	212
GA Forestry Commission	213
Building Safety	214
Planning and Zoning	216
Code Enforcement	219
Function: Debt Service	
Criminal Justice Center - Debt Service	220
APPENDIX	
Legal Debt Margin - General Obligation Debt	221
Long-term Debt	223
Bonds	223
GEFA loans	224
Leases	225
Glossary of Budgetary and Financial Terminology	226



Fayette
COUNTY

“WHERE QUALITY
IS A LIFESTYLE”

140 STONEWALL AVENUE WEST, STE 100
FAYETTEVILLE, GEORGIA 30214
PHONE: 770-305-5200
www.fayettecountyga.gov

Fiscal Year 2018 Budget Message

June 22, 2017

The Honorable Eric K. Maxwell, Chairman
The Honorable Members of the Fayette County Board of Commissioners
The Citizens of Fayette County, Georgia

The annual Operating and Capital Budget of Fayette County Georgia is a plan expressed in dollar amounts that acts as a road map to carry out the Board of Commissioners’ mission statement: to provide critical services to protect and enhance the health, safety, and welfare of its citizens in a manner that is efficient, fiscally responsible, and which perpetuates a quality lifestyle for future generations (further discussion on goals is found later in the document).

INTRODUCTION

It is our pleasure to present the fiscal year 2018 adopted budget for Fayette County Georgia. The adopted budget covers the period beginning **July 1, 2017 and ending June 30, 2018**.

The budget includes **expenditures of \$91,629,372, transfers of \$86,000** to operating funds, **transfers of \$5,919,315** to Governmental Funds capital/CIP projects, **transfers of \$2,646,000** to Enterprise Funds capital projects, and **transfers of \$1,175,000** to the Vehicles and Equipment fund for **total appropriations of \$101,455,687**. This budget is representative of the County’s long-standing tradition of providing historic levels of service to the citizens of Fayette County while maintaining fiscal and managerial conservatism. The Board of Commissioners and its staff continue to work diligently in identifying and allocating resources even during this period when the county and the nation as a whole, have recovered from the slowdown of the economy during the recent recession. The Board’s prudent leadership and direction allows the organization to deliver services in a manner that most effectively, efficiently, and economically meets the dynamic needs of a still growing Metropolitan Atlanta suburban community with a current estimated population of 114,000 as of April 1, 2017.

Major components of the approved expenditures include:

Budget Components	Expenditures
Operating Governmental Funds	\$ 65,640,948
Operating Enterprise Funds	15,921,940
Governmental Funds Capital Projects	5,919,315
Enterprise Funds Projects	2,646,000
Internal Service Funds	1,501,169
Total Budget	\$ 91,629,372

BUDGET IN BRIEF

The adopted **operating expenditures budget** for FY 2018 total **\$81,562,888**. This year's operating expenditures budget increased 2.2% when compared to the previous year. With an increase in operating revenue, the **net change from FY 2017 is a positive \$2.7 million or 59.6%**.

Operating Budget				
	2018	2017	\$ Diff.	% Change
Revenue	\$ 88,790,692	\$ 84,302,974	\$ 4,487,718	5.3
Expenditures	81,562,888	79,774,820	1,788,068	2.2
Fund Balance	\$ 7,227,804	\$ 4,528,154	\$ 2,699,650	59.6

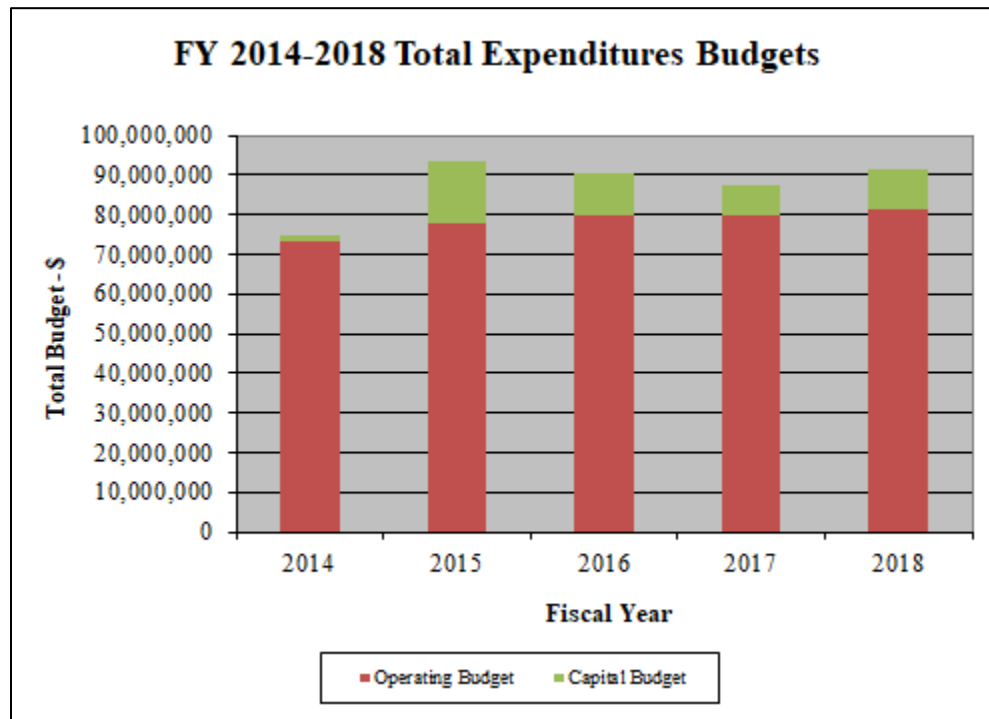
The FY 2018 adopted **capital projects expenditures budget** is **\$2.5 million** more than the previous year. This represents an increase of **33.8%**.

Capital Projects Budget	Approved FY 2018	Approved FY 2017	\$ Diff	% Diff
Capital/CIP Projects	\$ 5,919,315	\$ 3,976,990	\$ 1,942,325	48.8
Water System CIP	2,646,000	840,000	1,806,000	215.0
Stormwater CIP	-	291,266	(291,266)	(100.0)
Vehicle/Equipment Fund	1,501,169	2,417,553	(916,384)	(37.9)
Total Capital Projects Budget	\$10,066,484	\$ 7,525,809	\$ 2,540,675	33.8

The Fayette County total adopted expenditures budget for FY 2018 is **\$4.3 million** more than the previous year. This represents an overall increase of **5.0%** from the prior year's total adopted expenditures budget.

Fayette County Georgia - FY 2014 to 2018 Operating and Capital Expenditures

Fiscal Year	Operating Budget	% Change	Capital Budget	% Change	Total Budget	% Change
2014	73,189,591	(2.0)	1,531,521	(69.8)	74,721,112	(6.3)
2015	77,811,490	6.3	15,862,461	935.7	93,673,951	25.4
2016	79,775,788	2.5	10,478,653	(33.9)	90,254,441	(3.7)
2017	79,774,820	(0.0)	7,525,809	(28.2)	87,300,629	(3.3)
2018	81,562,888	2.2	10,066,484	33.8	91,629,372	5.0



More detail regarding changes in the Fayette County Georgia operating budget is included in the **Significant Items** section that follows.

SIGNIFICANT ITEMS FOR CURRENT FY 2017 AND BUDGET FY 2018

1. The **total actual operating revenue (unaudited)** for FY 2017 is \$89.7 million. The total operating revenue included in the adopted budget for FY 2017 is \$84.3 million. For the fiscal year, actual revenue exceeded projected revenue by \$5.4 million or 6.4%. Total actual operating expenditures (unaudited) for FY 2017 is \$79.8 million. The total operating expenditures included in the adopted budget for FY 2017 is also \$79.8 million. The Board of Commissioners guideline is to conservatively budget revenue so the actual effect of operations results in a positive effect on fund balance. This reflects the Board of Commissioners' continued commitment to fiscal responsibility.

2. Total Capital Budget Expenditures for Governmental Funds and Enterprise Funds Capital Projects – the capital budget for Governmental and Enterprise funds in FY 2018 is projected to total \$8.6 million: \$5.9 million in Governmental Funds projects and \$2.6 million in Enterprise Funds projects. This represents an increase of \$3.5 million or 68.6% from FY 2017. The Enterprise Funds projects are Water System Fund projects that will be funded with fund operating revenue. The Governmental Funds projects will be funded with Project Contingency funds (\$1.6 million), General Fund and Fire Services fund balance (\$2.4 million), and available funding from existing capital/CIP projects (\$1.9 million).

3. Replacement/New Vehicles and Heavy Equipment - the FY 2018 Budget includes \$1.5 million for the purchase of vehicles and equipment for the Governmental Funds. The replacement of county vehicles and heavy equipment is based on the composition of the fleet needed to fulfill the long-term goals of Fayette County. As a means of maintaining the level of funding necessary to replace vehicles and equipment, annual contributions from the different Governmental Funds are included in the annual budget. In FY 2018, transfers to the Vehicle & Equipment Fund totaling \$1.175 million from the General Fund, Fire Services Fund, and the EMS Fund are included. The Enterprise funds (Water System, Solid Waste, and Stormwater) include in their operating budgets the cost of vehicles and heavy equipment. In the FY 2018 Budget, the Water System included in their budget \$369K for vehicles and heavy equipment.

4. Capital Improvements Program (CIP) – the five year CIP plan was updated reflecting a focus on capital needs to support the Board of Commissioners’ commitment to maintaining and improving facilities and infrastructure to better serve the citizens of Fayette County. At the end of FY 2017, the Board of Commissioners approved to close several projects that had been completed and move the remaining funding from those projects to other projects with funding shortages; remaining funding was moved to project contingency accounts. As future projects are identified, funding in the contingency accounts plus any additional funding appropriated could be used as a funding source. The Capital Improvements Program (CIP) is discussed in more detail in the Capital Budget section.

5. No Property Tax Increase – property tax paid by Fayette County citizens is determined by the **assessed value** of the property multiplied by the General Fund M&O property tax **millage rate**. An increase in the assessed value of the property with no change to the millage rate will result in an increase in property taxes paid. For calendar year 2017 (FY 2018), the county wide tax digest (total of all assessed property values) has increased by \$587.6 million or 11.7%. In order to not increase the property taxes paid by Fayette County citizens, the Board of Commissioners has directed to decrease (rollback) the General Fund M&O millage rate from 4.917 to 4.509 mills. This 8.3% decrease in the millage rate will result in the average county citizen paying approximately the same amount of property taxes as in the previous year. This reflects the Board of Commissioners’ commitment to continue offering superior service to the citizens of Fayette County without an increase in property taxes paid.

6. Classification & Compensation Study / Pay for Performance – the Board of Commissioners approved on August 25, 2016 for the Carl Vinson Institute of Government of the University of Georgia to conduct a Classification & Compensation Study of the current county classification and compensation plan. Because of the study, a number of job classifications, job descriptions, and pay scales were updated. The projected dollar impact of these updates was

included in the FY 2018 budget, total of \$216K. In addition, a Pay for Performance plan was implemented where employees meeting specific performance thresholds based on individual evaluations are eligible to receive a salary increase. The projected dollar impact of these increases was included in the FY 2018 budget, total of \$894K.

7. **2017 SPLOST** – Fayette County and the municipalities of Brooks, Fayetteville, Peachtree City, and Tyrone will share the revenue generated by a 6-year Special Purpose Local Option Sales Tax (SPLOST) voted by the citizens of Fayette County in a special election that took place on March 21, 2017. The allocation of the revenue generated is based on population. Fayette County’s portion of the revenue will be used to fund Stormwater projects, an E911 Radio System, transportation related projects, etc. The total amount for Fayette County and the municipalities is \$141 million. The amount identified for projects to be completed by Fayette County to be funded from this SPLOST total \$64.6 million.

Comparison of the FY 2018 and FY 2017 Operating Expenditures Budgets

OPERATING EXPENDITURES BUDGET - SUMMARY				
FY 2018 TO FY 2017 COMPARISON - BY FUND				
Fund	FY 2018	FY 2017	\$ Diff.	% Change
General Fund	49,233,064	48,452,628	780,436	1.6
Special Revenue Funds				
Law Library	50,000	52,000	(2,000)	(3.8)
State Court - DUI Court	129,649	48,797	80,852	165.7
Emergency Phone E-911	3,010,796	2,896,250	114,546	4.0
Jail Surcharge	432,000	358,057	73,943	20.7
Juvenile Supervision	19,750	20,869	(1,119)	(5.4)
Victims Assistance	109,163	144,554	(35,391)	(24.5)
Drug Abuse and Treatment	402,635	350,116	52,519	15.0
Fire Services Fund	8,751,460	8,251,207	500,253	6.1
Street Lights	336,761	332,044	4,717	1.4
EMS Fund	3,165,670	3,002,661	163,009	5.4
Enterprise Funds				
Solid Waste	210,440	174,828	35,612	20.4
Stormwater Management	25,000	308,734	(283,734)	(91.9)
Water System	15,686,500	15,382,075	304,425	2.0
Total Operating Budget	\$ 81,562,888	\$ 79,774,820	\$ 1,788,068	2.2

CONCLUSION

For the fifth consecutive year the Fayette County Board of Commissioners has continued their commitment to a balanced budget and world class customer service for the Citizens of Fayette County without an increase in the General Fund property taxes. This year's FY2018 budget calls for a rollback of the General Fund maintenance and operations millage rate resulting in a net savings of \$2.4M for County residents, cumulative savings to taxpayers of \$13.9M. For FY 2018 the projected impact of the operating budget on the fund balance for the General Fund is an increase of \$614K and for the Special Revenue Funds an increase of \$2.9M. This year's budget continues the tradition of effective teamwork amongst the County's respective Elected Officials, Constitutional Officers, and Department Heads.

The adopted FY 2018 budget highlights, related to the General Fund, include the use of assigned fund balance for capital projects to implement a number of capital improvements while maintaining a committed fund balance stabilization fund of \$12.4M, an emergency fund balance of \$2.0M, a \$3.9M non-spendable balance on loans for Stormwater Projects, an assigned fund balance for capital/CIP projects of \$4.6M, leaving an unassigned fund balance of approximately \$5.3M; provides adequate funding for healthcare costs while maintaining health insurance options and retirement plans benefits for its employees.

Elected Officials, Constitutional Officers, and County staff have worked to ensure expenditures are maintained at minimum levels. This task becomes more challenging each year given the non-funded mandates placed on Local Governments from Federal and State levels. The increase in property assessed values experienced this year provides optimism with anticipated new growth for the County's tax digest in the coming years.

In approving the FY 2018 Budget, the Fayette County's Board of Commissioners continues to stand strong in a fiscally conservative position as recognized by Standard and Poor's and Moody's with their highest ratings. Through their continued actions, Fayette County Government continues to be positioned to lead the Metropolitan Atlanta Area in local government innovation, fiscal conservatism, and quality of life for its citizens.

Respectfully,



Steve Rapson
County Administrator



Mary S. Parrott
Chief Financial Officer

SERVICES PROVIDED BY THE COUNTY



The County provides a full range of services to its citizens. These services include police (Sheriff) and fire protection, emergency medical services, court systems, library services, the construction and maintenance of roadways and infrastructure, tax assessment and collection, planning and zoning, recreational activities and cultural events, and inherent administrative and support activities. The County provides the majority of these services since fiscal responsibility has been affixed at the local level by State statutes. However, in keeping with the terms of their individual charters, the cities and towns within Fayette County have chosen to provide some of the above services to their citizens as part of their municipal government

operations.

The County also operates a potable water distribution system and a solid waste management system. The Fayette County Water System established in 1965 serves approximately 29,585 customers in the unincorporated areas of the County and through the County-owned distribution systems of the City of Peachtree City and the Towns of Tyrone, Woolsey and Fayetteville. The Water System also wholesales water to the City of Fayetteville by contractual agreement. The current contract expires in 2034.

PROFILE OF THE COUNTY

History

Fayette County, established in 1821, is a “political subdivision” organized and existing under the Constitution and laws of the State of Georgia. Fayette County was the 49th county created in the state and was formed from parts of the Creek Indian Nation territory. The County and the City of Fayetteville, the county seat, were named for the Marquis De LaFayette, one of General George Washington’s lieutenants in the Revolutionary War.

Demographics

Fayette County is bordered on the north by Fulton County with Atlanta as its county seat, on the east by Clayton County with Jonesboro as its county seat, on the south by Spalding County with Griffin as its county seat, and on the west by Coweta County with Newnan as its county seat. Incorporated communities located within the County include Fayetteville, which is the County seat; Brooks; Peachtree City; Tyrone and Woolsey.

Encompassing about 199 square miles (197 square miles of land area), it is one of the smaller counties in the State in area. It is located in the northwestern part of Georgia, situated about 15 miles south of the Atlanta city limits and is considered an integral part of the Metro Atlanta area.

From a long-range planning and services coordination standpoint, Fayette County is a member of the Atlanta Regional Commission.

In looking at its demographic statistics, Fayette County is considered for the most part to be a suburban community. About 54.3 percent of its residents live in incorporated cities and towns. Fayette is the Atlanta region's second least densely populated county, with 0.86 people living per acre of land. The average household size is 2.80 and nearly 93.7 percent of housing is defined as occupied.

Fayette County exhibits some excellent physical characteristics, in terms of climate and geography. Average rainfall for the immediate area is 46 inches per year, and average temperatures range from a high of 88 degrees in the summer to a low of 34 degrees in the winter, with a year round average temperature of 62 degrees. The area is decorated with dogwoods and azaleas blooming in the spring and a colorful change of leaves in the fall. The general terrain of the area is characteristic of the Piedmont region of Georgia, with hills with broad ridges, sloping uplands and relatively narrow valleys. Land elevations within the County range from a low of 720 feet to a high of 1,005 feet above sea level.

Transportation

Another important attribute of Fayette County is its location in relationship to major transportation modes, with ready access to several different methods of conveyance. The County is strategically located in proximity to three major interstate highway systems, I-75, I-285 and I-85. In addition, several principal arterial roadways, such as State Highways 54, 74, 85, 92, 279 and 314, pass directly through the County. Citizens also have fairly easy access to the public transportation systems, which serve the immediate Atlanta area. From terminals located in the southern part of Fulton County, travelers can take advantage of the trains and buses operated by the Metropolitan Atlanta Rapid Transit Authority (MARTA). For a very reasonable fare, MARTA offers residents the alternative of an easy, quick commute to Downtown Atlanta or to the various sports venues. And from the private sector, the Greyhound Bus Lines operates a local terminal in nearby Hapeville.

Hartsfield-Jackson Atlanta International Airport, the world's busiest passenger airport, is located only about 15 miles to the north and Falcon Field Airport which is located on the western fringes of the County serves as a local public airport for light aircraft including small jets.

Diverse Lifestyles

In spite of its relatively small size in terms of area, Fayette County offers its residents a diverse menu of lifestyles, amenities and opportunities.


Peachtree City, a planned community situated in the western part of the County, is widely known as a family-oriented locale. This City features three golf courses, two large lakes, 100 miles of golf cart paths, a 2,500 seat amphitheater, a state-of-the-art championship tennis center, an indoor swimming complex and numerous other recreational facilities. The majority of industry in the County is located in a nearby industrial park.

Fayetteville, the County seat, boasts of its Main Street Program aimed at recognizing the rich history of the City's downtown area and ensuring that much of the small town flavor and architectural designs of the past are maintained. With street names like Stonewall, Beauregard, Lee and Jeff Davis and buildings such as the Holliday-Dorsey-Fife House, one can't help but feel surrounded by history. The Southern Ground Amphitheater, located on Lafayette Avenue, offers a series of concerts throughout the year.

For those in search of a more pastoral environment, the Towns of Brooks and Woolsey, located in the southern portion of the County, generally require a minimum residential lot size of five-acres. In Fayette County, one can find a high-tech industrial complex and an airport located just a few minutes from cattle farms, woodlands full of deer and turkey, and a historic water mill.

GOVERNMENTAL STRUCTURE

The governing authority of Fayette County is a **Board of Commissioners** consisting of five



elected members. The commissioners serve on a part-time basis and are elected to staggered terms of four years. The County is divided into five districts and each district is required to have one Commissioner on the Board of Commissioners who resides within that District. Registered voters are limited to voting only to fill the position of the Commissioners living in the same district in which the voters reside. At their first meeting each calendar year, the Commission Chair and Vice-Chair are selected by the Board. In their policy-making capacity, the Board of Commissioners

is authorized to perform the following functions:

- 1) levy taxes;
- 2) direct and control all property of the County;
- 3) establish, alter or abolish roads and bridges;
- 4) fill vacancies in County offices unless others are empowered to do so;
- 5) examine, settle and allow claims against the County;
- 6) examine and audit the accounts of all officers having the care, management, keeping, collection or disbursement of money belonging to the County;
- 7) establish the costs of licenses; and
- 8) make such rules and regulations as necessary for the protection and preservation of health, safety, welfare and morals.

The Board of Commissioners appoints the County Administrator who serves as the County's Chief Administrative Officer. The County Administrator is responsible for the daily operations of all County functions in accordance with the policies of the Board of Commissioners.

LOCAL ECONOMIC CONDITIONS AND OUTLOOK

Fayette County continues to benefit economically by being an integral part of one of the top growth areas in the United States. The Metropolitan Atlanta region represents one of the nation's primary transportation and distribution centers as well as being a major financial and consumer services leader. For those counties located on the south side of the Metro Area, Hartsfield-Jackson Atlanta International Airport is considered to be one of the more important economic engines. The total annual regional economic impact of the airport is more than \$34.8 billion. Georgia's geographically central location for domestic distribution, excellent surface transportation system, telecommunications infrastructure and proximity to major consumer markets make the state an excellent base for air cargo operations.

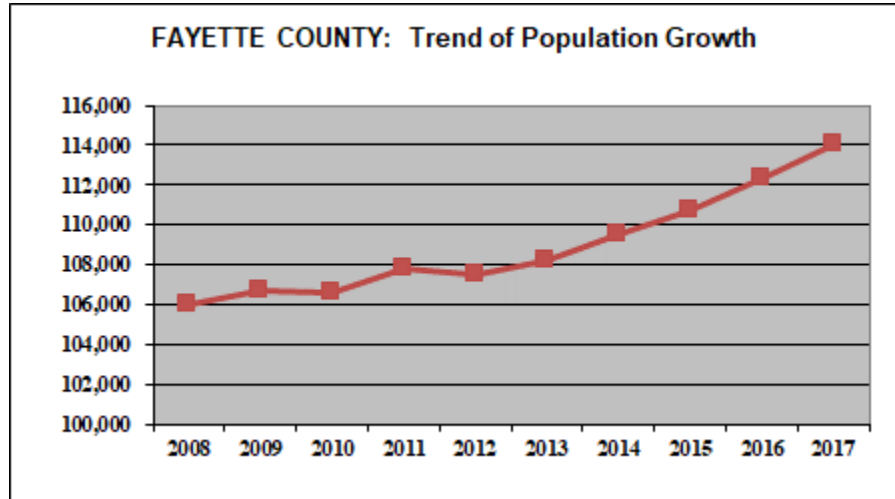
The quality and quantity of services provided by the County to its residents are second to none. The College and Career Ready Performance Index released by the Georgia Department of Education and based on data from the 2016-2017 school year shows that Fayette Counties' elementary, middle and high schools are among the best in the state and in metro Atlanta. Scores for Fayette's elementary and middle schools are the 2nd highest and high schools are the 5th highest, in all metro Atlanta.

Also in Fayette County, one will find one of the lowest crime rates in the metro Atlanta area, and an efficient County government with one of the lowest millage rates and service costs per capita in the State. Each of these quality-of-life factors combine to make Fayette County an extremely attractive place in which to reside.

The County has become well known, not only regionally, but nationally, as an ideal place in which to live and to work. Fayette County is considered by many to be the "crown jewel" of metropolitan Atlanta's many fine communities and it indeed offers a quality of life that equals or surpasses any metro area in the United States. The City of Peachtree City is an award winning "master plan" community. It has been named on the list of "10 Best Places to Live" by Money magazine and CNN/MONEY.

According to the 1980 census figures, Fayette County had 29,043 residents and was the forty-third most populous county in the State of Georgia. For the 2010 census the population was estimated in 106,567. The Atlanta Regional Commission (ARC) estimates the population of Fayette County at approximately 114,000 as of April 1, 2017. Fayette County is the twenty-second most populous county in the State of Georgia. Even though the population growth will not continue at the same unprecedented rate of the 1980's and 1990's, the Atlanta region will continue to be one of the fastest growing metropolitan areas in the Country.

Fayette County Community

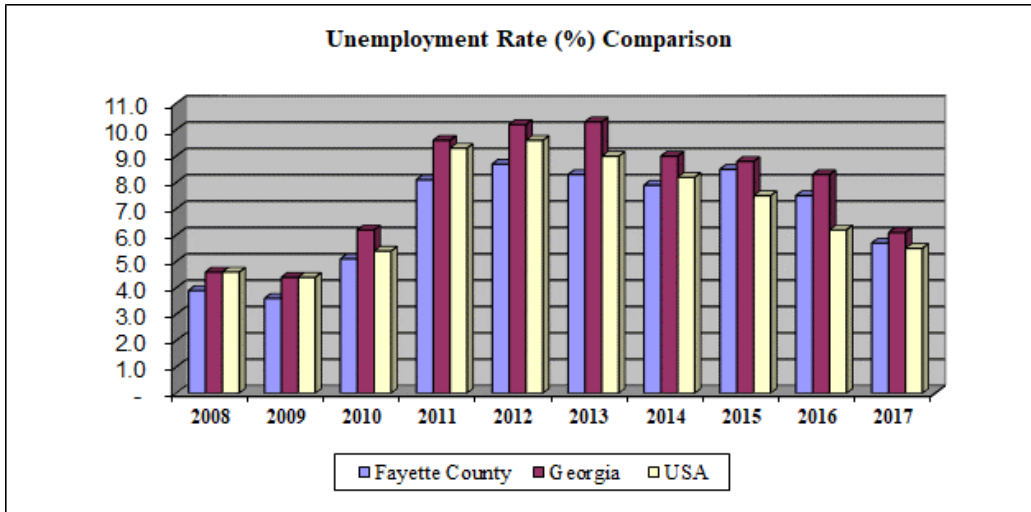


% estimates as of July 1, 2016

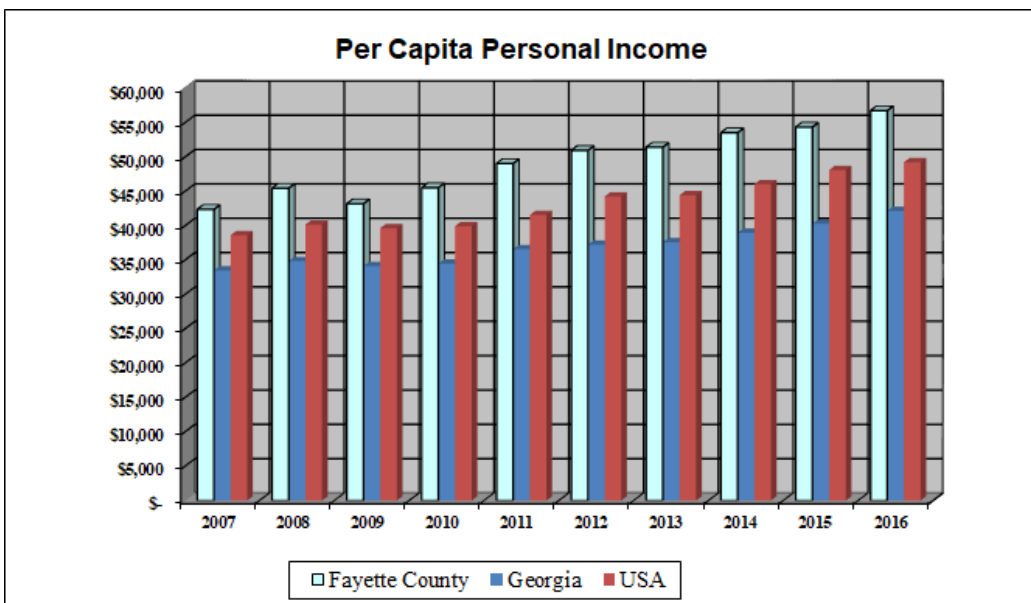
Age and Sex - %	Fayette	Georgia	US
Persons under 5 years	4.4%	6.4%	6.2%
Persons under 18 years	23.3%	24.4%	22.8%
Persons 65 years and over	17.4%	13.1%	15.2%
Female persons	51.5%	51.3%	50.8%
Race - %	Fayette	Georgia	US
White alone	63.5%	53.4%	61.3%
Black or African American alone	23.0%	32.0%	13.3%
Asian alone	4.9%	4.1%	5.7%
Native Hawaiian and Other Pacific Islander alone	0.1%	0.1%	0.2%
Two or more races	2.2%	2.1%	2.6%
Hispanic or Latino	7.1%	9.4%	17.8%
Education - %	Fayette	Georgia	US
High school graduate or higher, persons 25 years+	93.9%	85.4%	86.7%
Bachelor's degree or higher, persons 25 years+	43.8%	28.8%	29.8%

Fayette County schools are among the best in the nation. The high school graduation rates are well over the state and national rates. The average SAT/ACT scores at local high schools are above the state and national averages. Fayette’s average SAT scores are among the highest in the metro Atlanta Region, 5th highest in Georgia, and in the top 6% in the nation. Fayette’s average ACT scores in 2016 were the highest in the past five years. The scores are 2.5 points higher than the state average and 2.8 points higher than the national average. Approximately 62.1 percent of our current residents age 18 to 65+ have attended some college, attained a 2-year or a 4-year college degree, or have post-graduate studies.

Fayette County is extremely blessed to have a labor force that is well trained and has many marketable skills. The superior quality of our workforce is reflected in our low unemployment rate. Fayette County’s unemployment rates are consistently lower than the state rates and lower or just over the national unemployment rates. The chart below shows unemployment trends for the last ten years.



Fayette County is among the counties with the highest Per Capita Personal Income at both the state level and the national level. Of the approximately 3,113 counties in the United States, Fayette County ranks in the top 7% of all counties. Fayette County has the fourth highest Per Capita Personal Income in the state of Georgia. The graph below compares the Per Capita Personal Income of the residents of Fayette County with those of Georgia and the nation for a period of ten years.



Fayette County's population is an educated population. Approximately 44% of the county population 25 years and over has attained a bachelor's degree or a graduate or professional degree. The county workforce in general is employed in high paying fields. Civilian employed population 16 years and over is employed in the following areas: educational services and health care 20.6%; transportation, warehousing and utilities 14.1%; professional, scientific, and management 10.4%; retail trade 10.2%; and manufacturing 9.5%.

The Fayette County Development Authority is the lead economic development entity for Fayette County. Fayette County Board of Commissioners resolution established it in 1986. It focuses on recruitment, retention and expansion of major industry and corporate office operations as well as workforce issues. It promotes and markets the entire county as a prime location for new and expanding businesses.

Lights, camera, action! The Pinewood Studios Group, UK, is a leading provider of studio and related services to the worldwide film and television industries. It opened a facility in Fayette County: Pinewood Atlanta Studios. This is a world-class studio built for the production of film, television, music and video games. It is expected that this facility will eventually generate over 3,000 direct and indirect new jobs and will have an economic impact of over \$300 million per year. Some of the films shot at Pinewood Atlanta Studios include Ant-man, Captain America: Civil War, Guardians of the Galaxy Vol. 2, Avengers: Infinity War, etc.

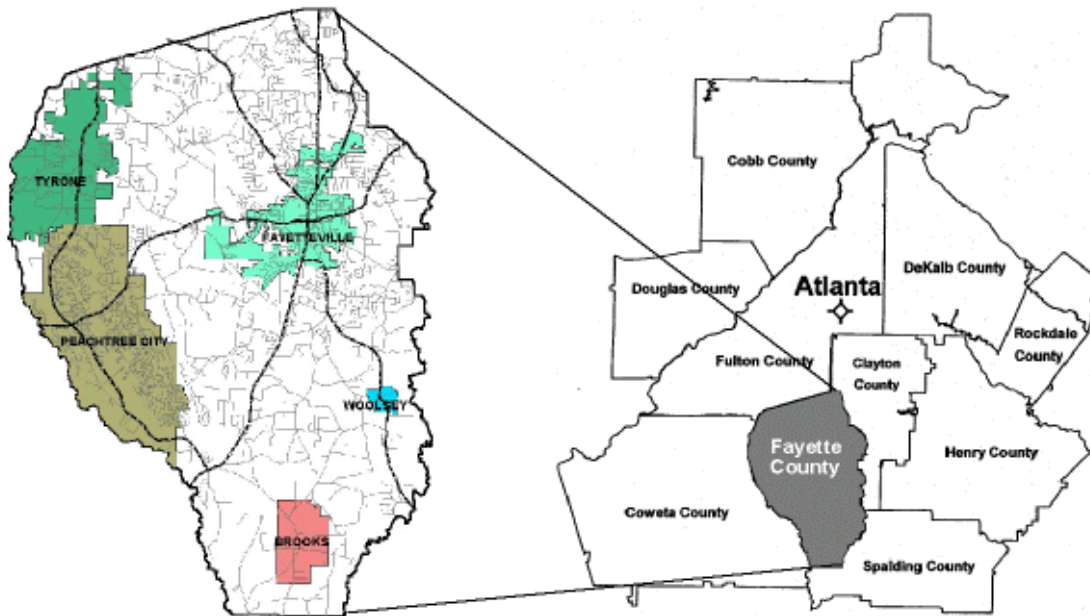
Georgia Military College opened a new campus in Fayette County. It is located in Fayetteville, strategically located adjacent to Pinewood Atlanta Studios and directly behind Piedmont Fayette Hospital. It is GMC's newest campus.

Likewise, Pinewood Forrest is currently under construction in Fayette County. A 234-acre mixed-use development master-planned community that is pedestrian-centered. It is conveniently located between Pinewood Atlanta Studios and Piedmont Fayette Hospital. The community will eventually sport 700 single-family homes and townhomes along with 600 multi-family units flanked by parks and greenways with a retail and restaurant-laden town center. The first units to be finished this fall.

The outlook for metro-Atlanta is very good. Hartsfield-Jackson International Airport is the major factor for business growth for south metro-Atlanta, Fayette County included. There are four primary indicators for the optimism over the economic outlook:

1. The economy will get more advantage due to the sustained housing recovery.
2. Cost, logistical, and tax advantages makes the area very competitive in landing economic development projects. Georgia ranks #1 for the fourth straight year on the list of Top States for Doing Business.
3. Jobs are expected to be plentiful and very well balanced. Georgia competes well at attracting corporate headquarters. The transportation and logistics infrastructure is robust and well maintained. The Atlanta area has a low risk for business disruption due to natural disasters.
4. The Atlanta metro area has a well-educated population. It counts with the largest concentration of colleges and universities in the Southern United States. Research universities, state universities, technical colleges, and private institutions are located in the area to offer an extensive pool of educated, technically trained, and diversely skilled workforce.

Fayette County, Georgia: Municipalities and Proximity to Metropolitan Atlanta Area



Fayette County spans 199 acres and has 5 incorporated municipalities within its boundaries. There are an estimated 114,000 people (per 2017 ARC estimates) calling Fayette County home today. Atlanta, with its world of shopping, dining, cultural opportunities, and major league sports, is just 30 minutes away.

Municipalities

Fayetteville – Fayetteville is the county seat of Fayette County and was named for Marquis de Lafayette, one of General George Washington’s commanders in the Revolutionary War. The City was incorporated on December 20, 1823. The original size of town was a half mile circle from the courthouse. The Southern Railroad came through in 1888 and was removed in 1928. The population is estimated at 17,519 in 2016.

Peachtree City – Peachtree City was created in 1959 and includes the communities of Kedron, Aberdeen, Glenloch, Wilksmoor, and Braelinn. The city now features three golf courses, two lakes, an amphitheater, a tennis center, an indoor swimming complex, and 90 miles of pedestrian and golf-cart pathways connecting all parts of the city. The population is estimated at 35,186 in 2016.

Brooks – The town of Brooks was first known as Haistentown after some of the original settlers. The community became known as Sharon Grove in the 1840’s. When the railroad came through in 1871, Hillery Brooks gave the property for the train station that was known as Brooks Station. In December 1905, the town became known as Brooks. The population is estimated at 533 in 2013.

Woolsey – The Southern Railroad came through the area that became Woolsey in 1888. Woolsey was incorporated in 1893. It was named for Dr. I.G. Woolsey, who was the town's largest landowner. Dr. Woolsey was a Civil War surgeon and a minister. The population is estimated at 168 in 2016.

Tyrone - Tyrone was settled by Irish farmers and the town first known as Hopewell. The town was incorporated in 1911 by railroad builders who were mainly Scotch and Irish. They named the town Tyrone because they thought the area reminded them of their home area around County Tyrone in Ireland. Tyrone got its first pave street in 1948. The population is estimated at 7,215 in 2016.

Fayette County Goals

The long-term goals of Fayette County drive the day-to-day operations of the county government. The Board of Commissioners, the County Administrator, the Department Heads, and county staff strive to attain these goals when providing services to the citizens of Fayette County. The Fayette County long-term goals:

CG1: To protect and enhance the health, safety and welfare of county citizens to ensure a quality lifestyle.

CG2: To provide services that are efficient and fiscally and environmentally responsible.

CG3: To be a government that conducts business in an open and easily accessible manner that generates trust and confidence.

CG4: To provide county employees with training, equipment, safety and security, and competitive compensation and benefits so they perform to the best of their abilities when providing services to the county citizens.

CG5: To build, maintain, and improve facilities, equipment, and infrastructure to meet the present and future needs of the county.

At the Annual Retreat, the Board of Commissioners and the County Administrator meet with county departments' management, elected officials, and the outside agencies that offer services to county citizens to discuss next years' short-term goals and objectives and how each individual unit contributes to the attainment of the long-term goals. This sets the direction for the year and establishes an initial discussion of any changes in funding requirements and/or new initiatives or programs that need to be included in the next year budget process.

The Board of Commissioners establishes specific directives that provide guidance to the County Administration and set the parameters that the budget process and the budget proposal should follow. For the FY 2018 Budget, the directives from the Board of Commissioners are the following:

- No Deficit Budgeting (no use of unassigned fund balance)
- Continued Commitment to Outstanding Customer Service
- No Property Tax Increase while maintaining Superior Service Delivery – Millage Rate Rollback savings to county tax-payers
- The Rolling Five-Year Capital Improvement Program is assigned within the General Fund balance
- Maintain Employee Benefits strengthening Medical Reserves
 - Medical/Dental/Vision Health Insurance / Funding Stop Loss, Large Claims
 - Defined Contribution matched up to 2.5%
 - Define Benefit funded at 1.3% vs the 0% required contribution
- Continue Internship Program (High School & College)

The FY 2018 Budget includes the following initiatives/strategies to meet the county's long-term goals:

CG1

- Fire Services, project 183AO, total \$2.5 million – for the construction of a building to replace an old building housing Fire Station #2.
- Sheriff's Office, projects 183AD and 183AE, total \$552,311 – for the acquisition of eleven vehicles to replace old patrol/pursuit vehicles.
- Recreation Department, project 7110F, total \$40,000 – for the purchase and installation of security cameras at various county parks.

CG2

- Water System, project total \$500,000 – purchase equipment to remove solid particles to produce dewatered dry waste.
- The FY 2018 budget includes a rollback of the maintenance & operations millage rate that saves county taxpayers \$2.4 million. The cumulative effect of the rollbacks for the last four years is \$13.9 in savings to taxpayers.
- The FY 2018 capital budget includes \$5.9 million in governmental funds projects. Of this total, \$1.6 million is available in Projects Contingency and \$1.9 million is available from other projects. There would be no effect on fund balance because this would be a transfer of funding within capital projects funds.

CG3

- The budget proposal presented to the Board of Commissioners is published in the local newspaper. Copies of the budget proposal are available for inspection by the citizens at the Administration Office and at the public library.
- There are two public hearings on the proposed budget for the citizens to comment, either in favor or against the budget, and to ask questions.
- The citizens can submit Open Records Requests for county public information.

CG4

- The FY 2018 budget includes funding for a Classification & Compensation study and for Pay for Performance to employees that meet a predetermined threshold.
- The budget includes funding to maintain employee benefits. The county offers either a Defined Benefit retirement plan or a Defined Contribution retirement plan.
- The budget includes funding for the replacement of computer equipment, software upgrades, and training opportunities for employees to maintain or gain certifications.

CG5

- The FY 2018 budget includes \$1.5 million to replace vehicles and equipment that have met criteria for replacement. This is done in order to replace the Fayette County fleet of vehicles and equipment in a timely and orderly manner.
- The Recreation Department capital budget includes thirteen projects to make the necessary repairs and improvements to the county recreational parks.
- The budget includes \$2.6 million to pay for repairs and improvements to facilities and plant equipment of the Water System.

County Goals (CG) - Long -term goal(s) accomplished by departments

County Goals (CG)	CG1	CG2	CG3	CG4	CG5
	To protect and enhance the health, safety, and welfare of county citizens to ensure a quality lifestyle	To provide services that are efficient and fiscally and environmentally responsible	To be a government that conducts business in an open and easily accesible manner that generates trust and confidence	To provide county employees with training, equipment, safety and security, and competitive compensation and benefits so they perform to the best of their abilities when providing services to the county citizens	To build, maintain, and improve facilities, equipment, and infrastructure to meet the present and future needs of the county.
Function: General Government					
Administration		X	X	X	X
Building & Grounds	X	X		X	X
County Commission		X	X	X	X
Elections		X	X		
Engineering	X	X			
Finance		X	X	X	
Human Resources		X	X	X	
Information Systems		X		X	X
Law Department					
Purchasing		X	X		
Tax Commissioner		X	X		
Tax Assessor		X	X		
Function: Judicial					
Board of Equalization		X	X		
Clerk of State Court	X	X	X		
Clerk of Superior Court	X	X	X		
State DUI Court	X	X			
District Attorney	X	X	X		
Drug Abuse and Treatment	X	X			
Superior Judges, Court Reporter	X	X			
Juvenile Court	X	X	X		
Juvenile Supervision	X	X			
Magistrate Court	X	X	X		
Probate Court	X	X	X		
Public Defender	X	X	X		
State Court Judge	X	X	X		
State Court Solicitor	X	X	X		
Victims Assistance	X	X			
Function: Public Safety					
Animal Control	X	X	X		
Coroner		X			
911 Communications	X	X	X		
Emergency Management	X	X	X		
Emergency Medical Services	X	X	X		

County Goals (CG) - Long -term goal(s) accomplished by departments

County Goals (CG)	CG1	CG2	CG3	CG4	CG5
	To protect and enhance the health, safety, and welfare of county citizens to ensure a quality lifestyle	To provide services that are efficient and fiscally and environmentally responsible	To be a government that conducts business in an open and easily accesible manner that generates trust and confidence	To provide county employees with training, equipment, safety and security, and competitive compensation and benefits so they perform to the best of their abilities when providing services to the county citizens	To build, maintain, and improve facilities, equipment, and infrastructure to meet the present and future needs of the county.
Fire Services	X	X	X		
Sheriff's Office	X	X	X		
Function: Public Works					
Fleet Maintenance		X		X	
Public Works Administration	X	X	X	X	X
Road Department	X	X	X		X
Solid Waste	X	X			X
Environmental Management	X	X	X		X
Stormwater Management	X	X			X
Street Lights	X	X			X
Water System	X	X	X		X
Function: Health & Welfare					
Dept. Family & Children Services	X	X			
Fayette Community Options	X	X			
Fayette Family Connections	X	X			
Fayette Counseling Center	X	X			
Public Health	X	X	X		
Senior Citizen Services	X	X	X		
Bloom - Youth Protection	X	X			
Function: Culture & Recreation					
Library		X			
Recreation	X	X	X		X
Function: Planning & Development					
County Extension		X			
Development Authority		X	X		
GA Forestry Commission	X	X			
Building Safety	X	X	X		
Planning and Zoning	X	X	X		
Code Enforcement	X	X	X		

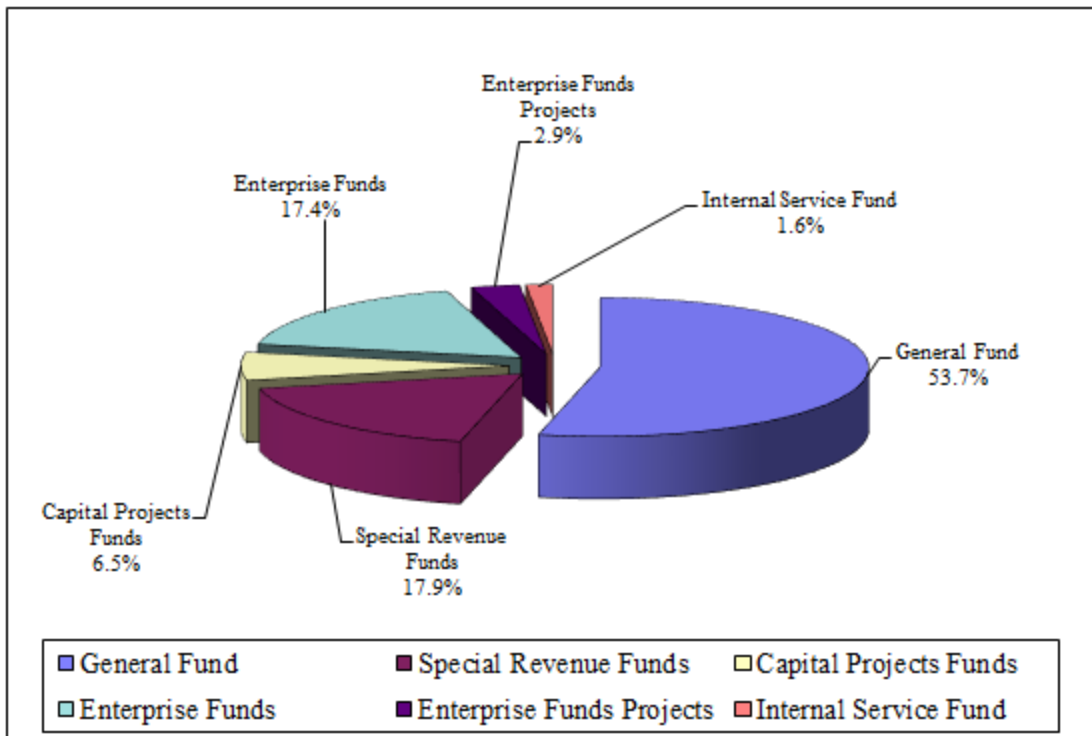
FY 2018 Budget Calendar

2017 DATE		RESPONSIBLE PARTY	BUDGET ACTIVITY TO OCCUR
March 6, 2017	Mon	Finance/Departments Outside Agencies	Provide county Departments/Outside Agencies budget forms, budget calendar, budget entry instructions.
March 20, 2017	Mon	Finance	Open budget projection to allow next year budget entry.
March 22, 2017	Wed	Finance	Next Year Budget Entry Training - New personnel.
March 27, 2017	Mon	Outside Agencies Finance	Budget submissions due from Outside Agencies.
March 31, 2017	Fri	Departments Finance	Budget submissions due from County Departments.
March 31, 2017	Fri	Human Resources Finance	Human Resources - Post Salary/Benefits projection to budget projection.
April 14, 2017	Fri	Finance County Administrator	Submit budget requests to the County Administrator.
April 24- April 27, 2017	Mon- Thu	Departments Administrator/Finance	Budget workshops AS NECESSARY between Departments, County Administrator, and Finance - Commissioners will be notified of the meetings' schedule and are invited to attend.
April 28 - May 1, 2017	Fri - Mon	Administrator/ Commissioners	2017 Annual ACCG Conference & Commissioners Training - Savannah
May 2, 2017	Tue	Departments Administrator/Finance	Continuation - Budget workshops AS NECESSARY between Departments, County Administrator, and Finance - Commissioners will be notified of the meetings' schedule and are invited to attend.
May 3-4, 2017	Wed-Thu	ALL	Board of Commissioners Retreat - to include County Departments, Constitutional Officers, and External Entities- retreat open to the public.
May 5, 2017	Fri	Departments Administrator/Finance	Continuation - Budget workshops AS NECESSARY between Departments, County Administrator, and Finance - Commissioners will be notified of the meetings' schedule and are invited to attend.
May 15, 2017	Mon	Departments/ Commissioners	Department Presentations: department purpose, accomplishments, initiatives, goals, current/proposed staffing, budget requests, etc.
May 22, 2017	Mon	Finance Local Newspaper	Provide to the newspaper the announcement of the FY 2018 proposed budget and public hearings on the proposed budget.
May 22, 2017	Mon	Administrator/ Finance Commissioners	Provide the FY 2018 proposed budget binders to the Board of Commissioners -budget binders will be available for the public at the Administration Office and at the Public Library.
May 24, 2017	Wed	Local newspaper	Publish announcement of the FY 2018 proposed budget and public hearings on the proposed budget - Fayette County News/Today in Peachtree City. The Public hearings provide an opportunity for the public to make comments and provide input on the budget.
May 25, 2017	Thu	Administrator/ Finance Commissioners	Special called budget meeting - Presentation of the FY 2018 proposed budget to the Board of Commissioners - open to the public.
June 6, 2017	Tue	Commissioners Staff	Hold first Public Hearing on the FY 2018 budget. The public hearing provides an opportunity for the public to make comments and provide input on the budget.
June 22, 2017	Thu	Commissioners Staff	Hold second Public Hearing on the FY 2018 budget. The public hearing provides an opportunity for the public to make comments and provide input on the budget. (Adopt the FY 2018 Budget).

**FAYETTE COUNTY, GEORGIA
 FY 2018 BUDGET
 ALL BUDGETED FUNDS
 TOTAL EXPENDITURES***

General Fund	\$ 49,233,064
Special Revenue Funds	16,407,884
Capital Projects Funds	5,919,315
Enterprise Funds	15,921,940
Enterprise Funds Projects	2,646,000
Internal Service Funds	1,501,169
Total	\$ 91,629,372

*Does not include transfers to other funds of \$9,826,315 for total appropriations of \$101,455,687.

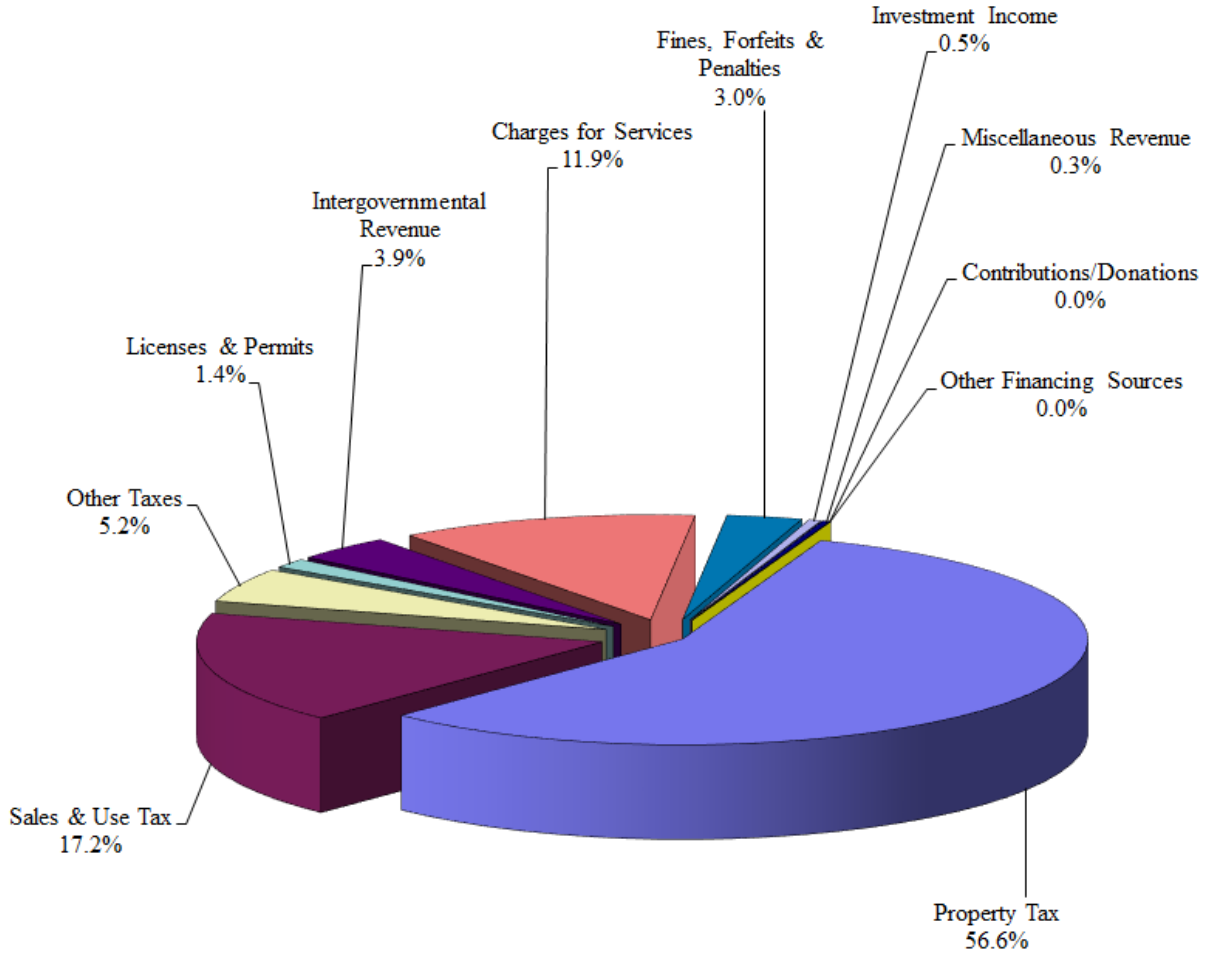


FAYETTE COUNTY, GEORGIA
SUMMARY OF REVENUES, EXPENDITURES AND CHANGES IN FUND BALANCES
OPERATING GOVERNMENTAL TYPE FUNDS
COMPARISON OF THREE MOST RECENT FISCAL YEARS

BUDGETED FUNDS	GENERAL FUND			SPECIAL REVENUE FUNDS			TOTAL GOVERNMENTAL FUNDS		
	<u>FY 2016 ACTUAL</u>	<u>FY 2017 ACTUAL*</u>	<u>FY 2018 BUDGET</u>	<u>FY 2016 ACTUAL</u>	<u>FY 2017 ACTUAL*</u>	<u>FY 2018 BUDGET</u>	<u>FY 2016 ACTUAL</u>	<u>FY 2017 ACTUAL*</u>	<u>FY 2018 BUDGET</u>
REVENUES									
Property Tax	\$ 28,198,625	\$ 28,356,168	\$ 29,436,162	\$ 9,309,716	\$ 9,998,736	\$ 10,459,500	\$ 37,508,341	\$ 38,354,904	\$ 39,895,662
Sales & Use Tax	10,812,469	11,851,965	12,100,000	-	-	-	10,812,469	11,851,965	12,100,000
Other Taxes	769,031	737,516	787,500	2,567,978	2,724,065	2,869,900	3,337,009	3,461,581	3,657,400
Licenses & Permits	1,029,030	992,763	984,500	-	-	-	1,029,030	992,763	984,500
Intergovernmental Revenue	1,400,337	1,849,573	2,089,221	577,734	600,706	675,279	1,978,070	2,450,279	2,764,500
Charges for Services	3,172,482	3,229,163	3,180,880	4,622,376	4,646,588	5,200,500	7,794,858	7,875,751	8,381,380
Fines, Forfeits & Penalties	1,609,032	1,827,387	1,624,000	857,343	1,079,672	459,300	2,466,375	2,907,059	2,083,300
Investment Income	323,599	159,145	300,000	23,612	22,539	20,600	347,211	181,684	320,600
Miscellaneous Revenue	216,152	159,346	110,400	62,496	87,199	69,400	278,648	246,545	179,800
Contributions/Donations	93,821	35,536	15,000	-	267	-	93,821	35,803	15,000
Total Revenues	47,624,578	49,198,562	50,627,663	18,021,254	19,159,772	19,754,479	65,645,832	68,358,334	70,382,142
OTHER FINANCING SOURCES									
Sale of Gen Fixed Asset	11,152	8,181	5,000	5,000	11,370	-	16,152	19,551	5,000
Transfers from other funds	943,587	110,286	-	203,319	50,701	61,000	1,146,906	160,987	61,000
Total Revenues and Other Financing Sources	\$ 48,579,317	\$ 49,317,029	\$ 50,632,663	\$ 18,229,573	\$ 19,221,843	\$ 19,815,479	\$ 66,808,890	\$ 68,538,872	\$ 70,448,142
EXPENDITURES									
General Government	\$ 8,840,890	\$ 7,936,674	\$ 9,556,348	\$ -	\$ -	\$ -	\$ 8,840,890	\$ 7,936,674	\$ 9,556,348
Judicial System	5,296,951	5,249,894	5,591,769	590,735	634,203	711,197	5,887,686	5,884,097	6,302,966
Public Safety	18,813,219	19,668,063	19,751,965	15,005,890	15,633,977	15,359,926	33,819,109	35,302,040	35,111,891
Public Works	5,688,429	6,751,333	6,386,679	319,200	320,926	336,761	6,007,629	7,072,259	6,723,440
Planning & Development	1,320,355	1,245,258	1,556,534	-	-	-	1,320,355	1,245,258	1,556,534
Culture and Recreation	2,080,218	2,194,682	2,282,783	-	-	-	2,080,218	2,194,682	2,282,783
Health and Welfare	782,511	794,390	846,869	-	-	-	782,511	794,390	846,869
Debt Service	3,263,656	3,260,056	3,260,117	-	-	-	3,263,656	3,260,056	3,260,117
Total Expenditures	46,086,229	47,100,350	49,233,064	15,915,825	16,589,106	16,407,884	62,002,053	63,689,456	65,640,948
OTHER FINANCING USES									
Transfers to other funds	4,499,015	3,377,097	1,078,915	742,965	894,754	2,534,422	5,241,980	4,271,851	3,613,337
Total Expenditures and Other Financing Uses	\$ 50,585,244	\$ 50,477,447	\$ 50,311,979	\$ 16,658,790	\$ 17,483,860	\$ 18,942,306	\$ 67,244,034	\$ 67,961,307	\$ 69,254,285
Net Increase (Decrease) In Fund Balance	(2,005,927)	(1,160,418)	320,684	1,570,783	1,737,983	873,173	(435,144)	577,565	1,193,857
FUND BALANCE JULY 1	\$ 31,280,179	\$ 29,274,252	\$ 28,113,834	\$ 8,332,434	\$ 9,903,217	\$ 11,641,200	\$ 39,612,613	\$ 39,177,469	\$ 39,755,034
FUND BALANCE JUNE 30	\$ 29,274,252	\$ 28,113,834	\$ 28,434,518	\$ 9,903,217	\$ 11,641,200	\$ 12,514,373	\$ 39,177,469	\$ 39,755,034	\$ 40,948,891

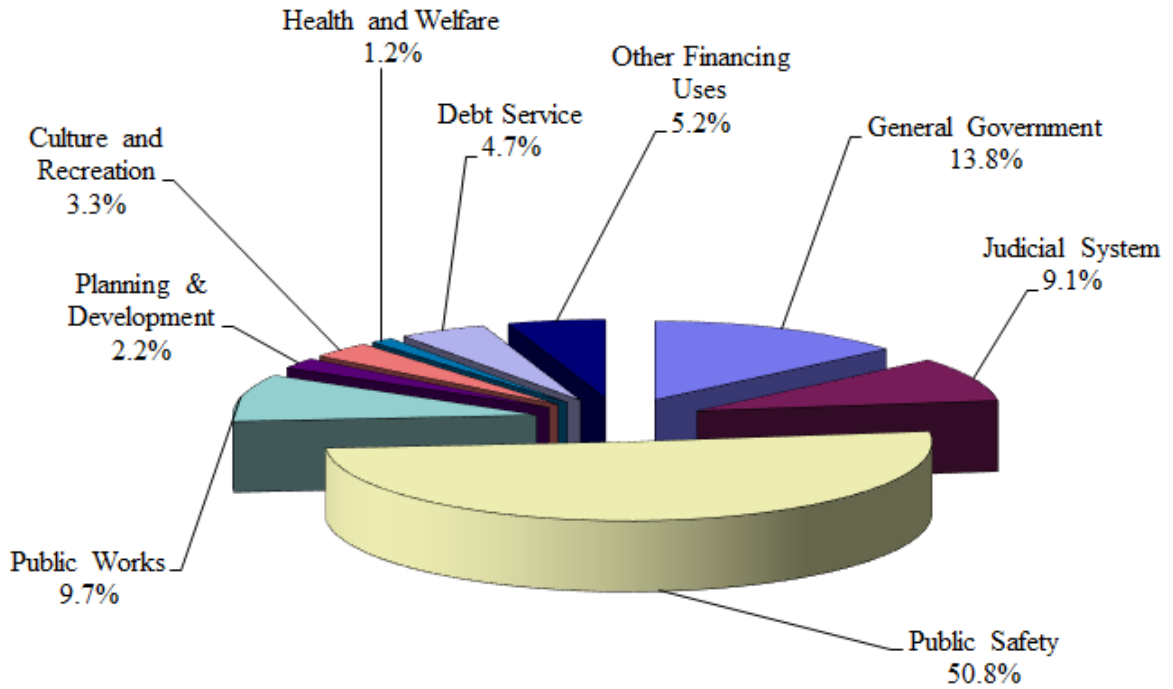
*Year-To-Date - Unaudited

FAYETTE COUNTY, GEORGIA
FY 2018 BUDGET
OPERATING GOVERNMENTAL TYPE FUNDS
ESTIMATED REVENUE AND OTHER SOURCES



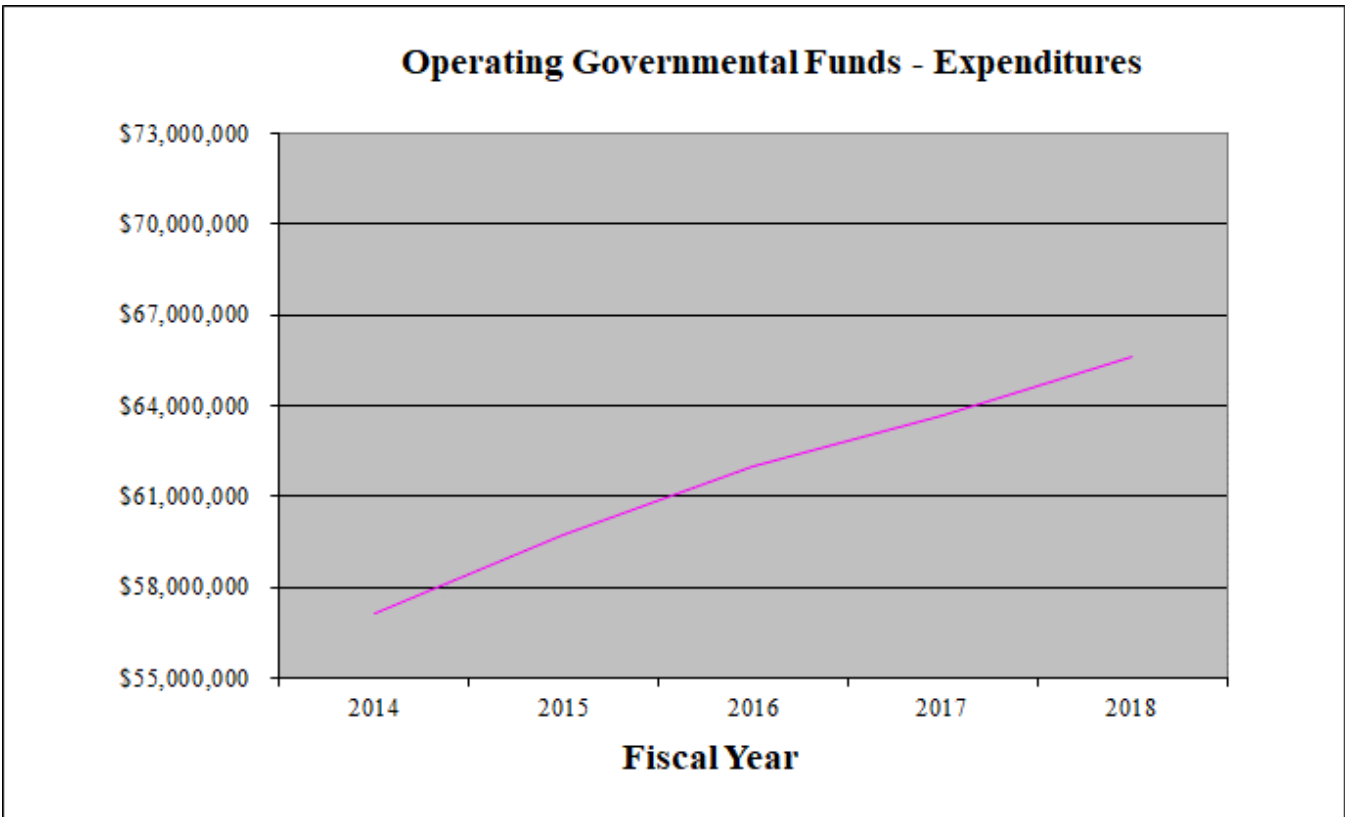
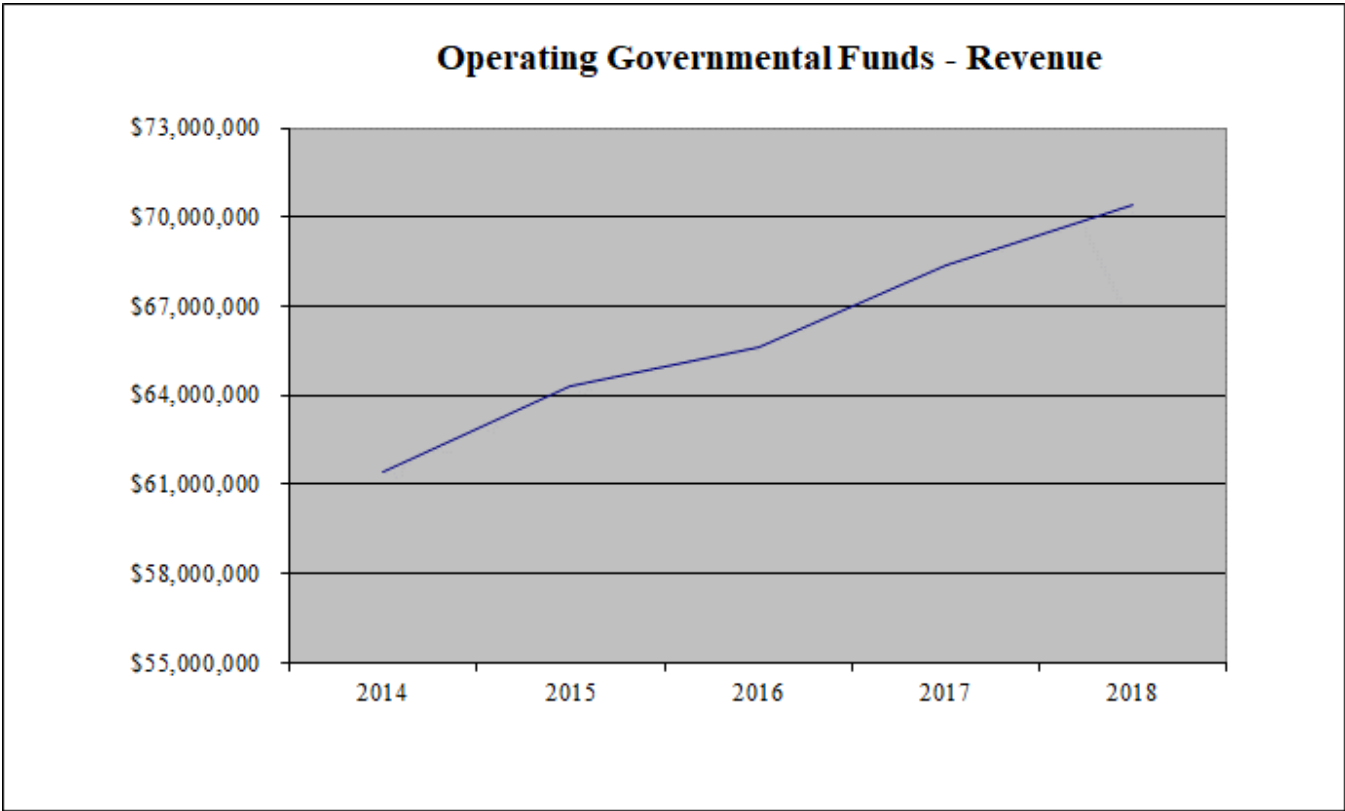
■ Property Tax	■ Sales & Use Tax	■ Other Taxes
■ Licenses & Permits	■ Intergovernmental Revenue	■ Charges for Services
■ Fines, Forfeits & Penalties	■ Investment Income	■ Miscellaneous Revenue
■ Contributions/Donations	■ Other Financing Sources	

FAYETTE COUNTY, GEORGIA
FY 2018 BUDGET
OPERATING GOVERNMENTAL TYPE FUNDS
ESTIMATED EXPENDITURES AND OTHER USES

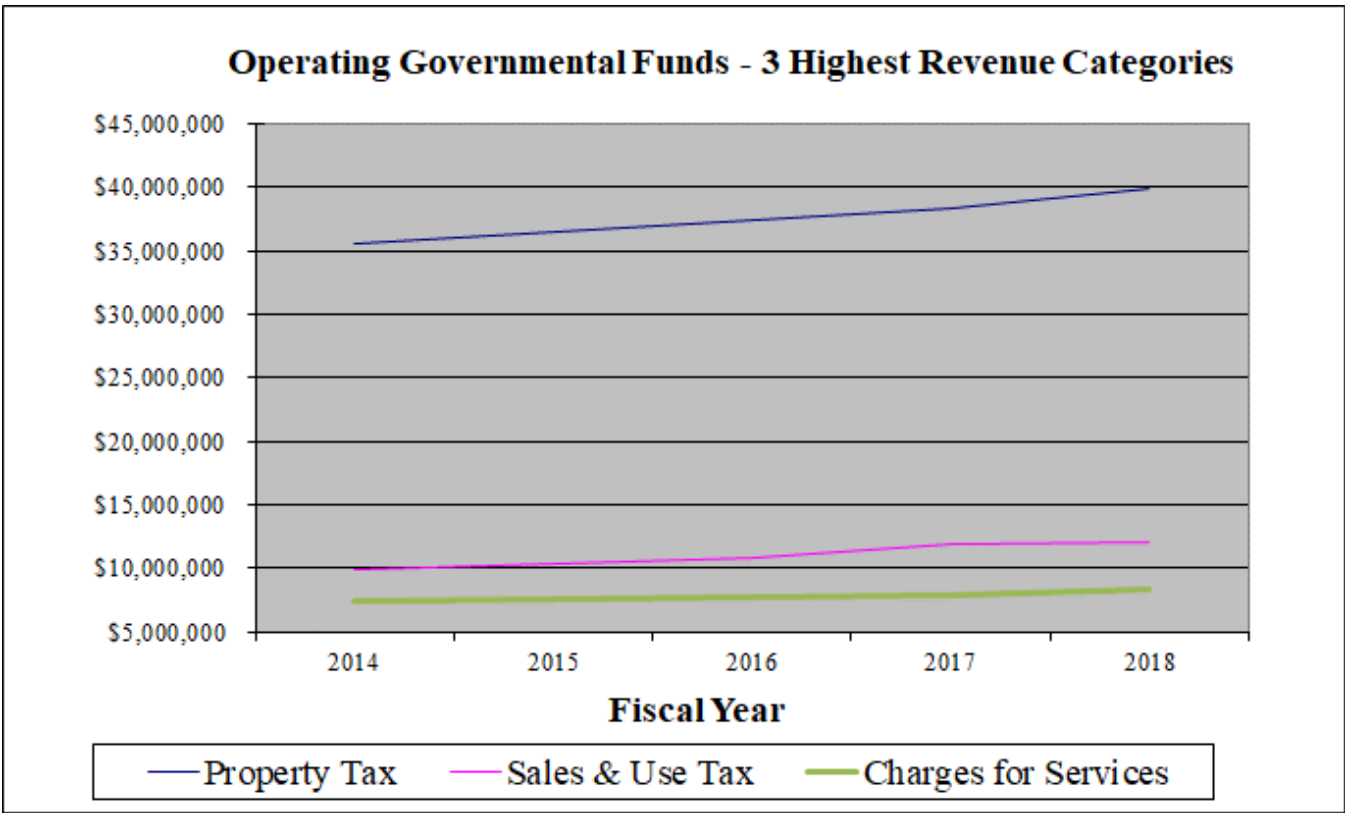
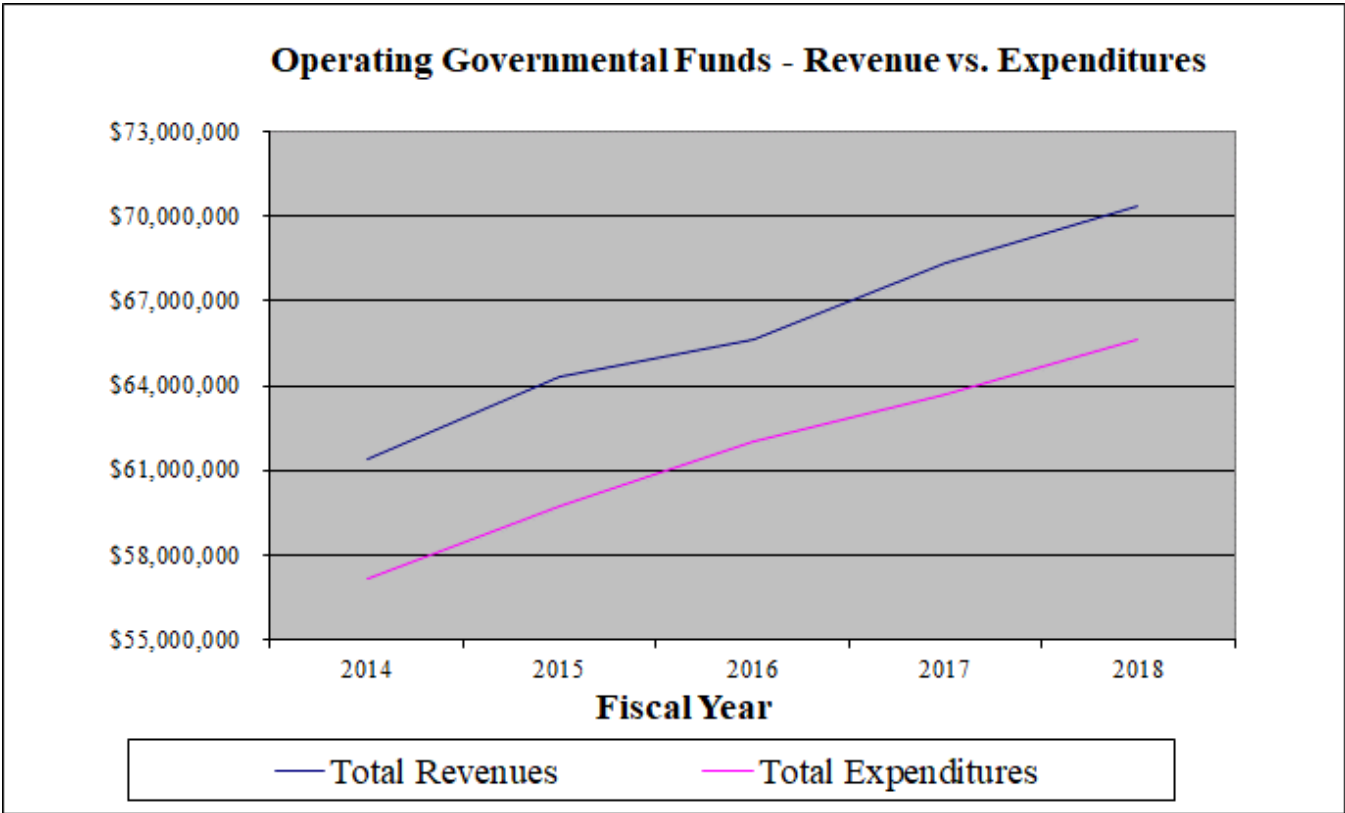


■ General Government	■ Judicial System	□ Public Safety
■ Public Works	■ Planning & Development	■ Culture and Recreation
■ Health and Welfare	■ Debt Service	■ Other Financing Uses

**FAYETTE COUNTY, GEORGIA
GOVERNMENTAL TYPE FUNDS
FIVE YEAR TREND**



**FAYETTE COUNTY, GEORGIA
GOVERNMENTAL TYPE FUNDS
FIVE YEAR TREND**




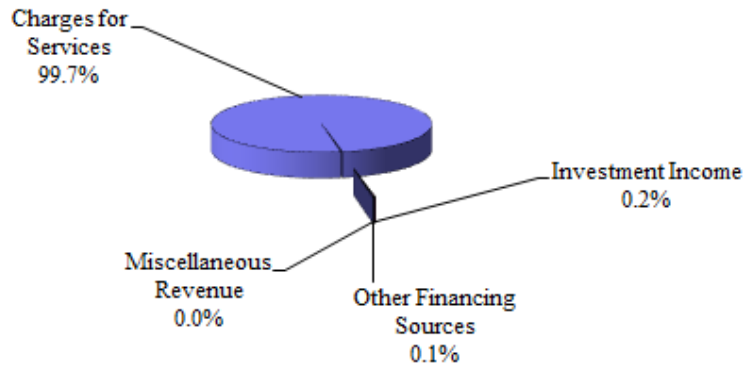
FAYETTE COUNTY, GEORGIA
SUMMARY OF REVENUES, EXPENDITURES AND CHANGES IN FUND NET POSITION
OPERATING ENTERPRISE TYPE FUNDS
COMPARISON OF THREE MOST RECENT FISCAL YEARS

	SOLID WASTE FUND			STORMWATER MGT FUND			WATER SYSTEM FUND			TOTAL ENTERPRISE FUNDS		
	FY 2016 ACTUAL	FY 2017 ACTUAL*	FY 2018 BUDGET	FY 2016 ACTUAL	FY 2017 ACTUAL*	FY 2018 BUDGET	FY 2016 ACTUAL	FY 2017 ACTUAL*	FY 2018 BUDGET	FY 2016 ACTUAL	FY 2017 ACTUAL*	FY 2018 BUDGET
BUDGETED FUNDS												
REVENUES												
Property Tax	\$ -	\$ -	\$ -	\$ -	\$ -	\$ -	\$ -	\$ -	\$ -	\$ -	\$ -	\$ -
Sales & Use Tax	-	-	-	-	-	-	-	-	-	-	-	-
Other Taxes	-	-	-	-	-	-	-	-	-	-	-	-
Licenses & Permits	-	-	-	-	-	-	-	-	-	-	-	-
Intergovernmental Revenues	-	-	-	-	432,942	-	-	-	-	-	432,942	-
Charges for Services	70,011	73,979	76,000	614,053	681,200	-	15,842,489	16,956,582	18,297,000	16,526,553	17,711,761	18,373,000
Fines, Forfeits & Penalties	-	-	-	-	-	-	-	-	-	-	-	-
Investment Income	68	74	50	-	-	-	19,052	59,869	30,000	19,120	59,943	30,050
Miscellaneous Revenue	-	-	-	-	-	-	6,120	6,158	5,500	6,120	6,158	5,500
Contributions/Donations	-	-	-	-	-	-	1,656,881	3,088,940	-	1,656,881	3,088,940	-
Total Revenues	70,078	74,053	76,050	614,053	1,114,142	-	17,524,542	20,111,549	18,332,500	18,208,674	21,299,744	18,408,550
OTHER FINANCING SOURCES												
Sale of Gen Fixed Asset/Timber	-	-	-	-	-	-	200	32,010	-	200	32,010	-
Transfers from other funds	-	-	-	1,451,341	6,499,636	25,000	-	-	-	1,451,341	6,499,636	25,000
Total Revenues and Other Financing Sources	\$ 70,078	\$ 74,053	\$ 76,050	\$ 2,065,394	\$ 7,613,778	\$ 25,000	\$ 17,524,742	\$ 20,143,559	\$ 18,332,500	\$ 19,660,215	\$ 27,831,390	\$ 18,433,550
EXPENDITURES												
Personal Services	\$ 35,624	\$ 46,148	\$ 50,885	\$ -	\$ (4,873)	\$ -	\$ 3,893,666	\$ 3,775,051	\$ 4,181,273	\$ 3,929,290	\$ 3,816,326	\$ 4,232,158
Operating Expenses	148,802	93,528	139,411	46,883	29,748	25,000	3,573,480	4,221,664	4,356,108	3,769,165	4,344,940	4,520,519
Capital Outlays	1,480	-	16,100	-	-	-	46,270	35,479	418,924	47,750	35,479	435,024
Interfund Charges	6,994	2,781	2,953	16,396	10,786	-	568,332	604,728	1,223,219	591,722	618,295	1,226,172
Depreciation & Amortization	15,154	15,076	-	2,057	11,479	-	5,572,188	5,602,033	-	5,589,399	5,628,588	-
Other Costs	-	-	1,091	7,110	10,515	-	27,588	21,021	85,982	34,698	31,536	87,073
Debt Service	-	-	-	-	-	-	1,942,264	1,621,013	5,420,994	1,942,264	1,621,013	5,420,994
Total Expenditures and Other Financing Uses	208,054	157,533	210,440	72,446	57,655	25,000	15,623,788	15,880,989	15,686,500	15,904,288	16,096,177	15,921,940
Transfers to other funds	217,937	-	-	6,932,779	1,791,266	-	-	-	2,646,000	7,150,716	1,791,266	2,646,000
Total Expenditures and Other Financing Uses	\$ 425,991	\$ 157,533	\$ 210,440	\$ 7,005,225	\$ 1,848,921	\$ 25,000	\$ 15,623,788	\$ 15,880,989	\$ 18,332,500	\$ 23,055,005	\$ 17,887,443	\$ 18,567,940
Net Increase (Decrease) In Fund Balance	(355,913)	(83,480)	(134,390)	(4,939,832)	5,764,857	-	1,900,954	4,262,570	-	(3,394,790)	9,943,947	(134,390)
TOTAL NET ASSETS JULY 1**	\$ 730,183	\$ 374,270	\$ 290,790	\$ 647,447	\$ (4,292,385)	\$ 1,472,472	\$ 79,153,635	\$ 81,054,589	\$ 85,317,159	\$ 80,531,265	\$ 77,136,475	\$ 87,080,422
TOTAL NET ASSETS JUNE 30**	\$ 374,270	\$ 290,790	\$ 156,400	\$ (4,292,385)	\$ 1,472,472	\$ 1,472,472	\$ 81,054,589	\$ 85,317,159	\$ 85,317,159	\$ 77,136,475	\$ 87,080,422	\$ 86,946,032


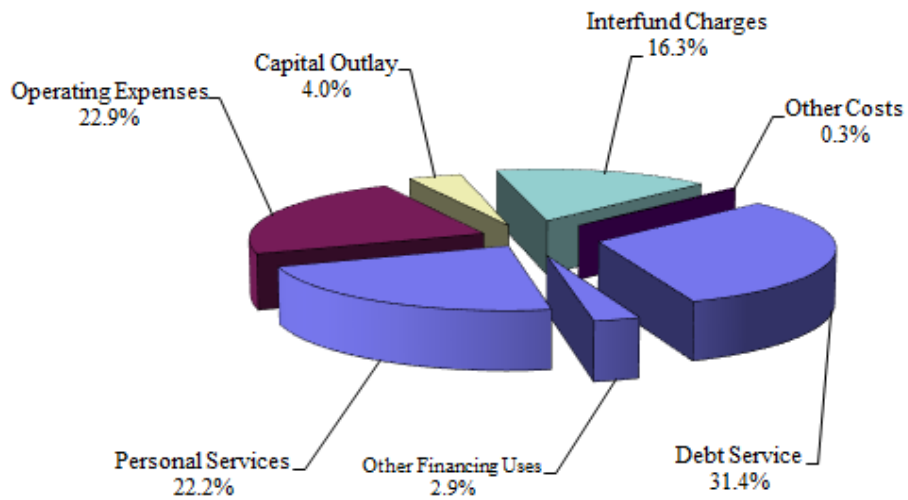
*Year-To-Date - Unaudited

**FAYETTE COUNTY, GEORGIA
FY 2018 BUDGET
OPERATING ENTERPRISE TYPE FUNDS**

ESTIMATED REVENUE AND OTHER SOURCES



ESTIMATED EXPENDITURES AND OTHER USES



FAYETTE COUNTY, GEORGIA
SUMMARY OF REVENUES, EXPENDITURES AND
CHANGES IN FUND BALANCES
INTERNAL SERVICE TYPE FUNDS
COMPARISON OF THREE MOST RECENT FISCAL YEARS

<u>BUDGETED FUNDS</u>	VEHICLE/EQUIPMENT FUND		
	<u>FY 2016</u> <u>ACTUAL</u>	<u>FY 2017</u> <u>ACTUAL*</u>	<u>FY 2018</u> <u>BUDGET</u>
REVENUES			
Investment Income	\$ 56,945	\$ 55,271	\$ -
Contributions/Donations	\$ 23,666	\$ -	-
Miscellaneous Revenue	-	-	-
Total Revenues	80,611	55,271	-
OTHER FINANCING SOURCES			
Sale of Gen Fixed Assets	70,705	484,913	-
Transfers from other funds	970,000	970,000	1,175,000
Total Revenues and Other Financing Sources	\$ 1,121,316	\$ 1,510,184	\$ 1,175,000
EXPENDITURES			
Personal Services	\$ -	\$ -	\$ -
Operating Expenses	-	-	-
Capital Outlay	2,070,487	2,422,945	1,501,169
Depreciation & Amortization	764,093	915,438	-
Other Costs	-	-	-
Debt Service	2,228	17,450	-
Contra Capital Outlay	(2,070,487)	(2,422,945)	-
	766,321	932,888	1,501,169
OTHER FINANCING USES			
Transfers to other funds	-	-	-
Total Expenditures and Other Financing Uses	\$ 766,321	\$ 932,888	\$ 1,501,169
Net Increase (Decrease) In Fund Balance	354,994	577,296	(326,169)
TOTAL NET ASSETS JULY 1	\$ 7,474,009	\$ 7,829,003	\$ 8,406,299
TOTAL NET ASSETS JUNE 30	\$ 7,829,003	\$ 8,406,299	\$ 8,080,130

*Year-To-Date - Unaudited

FAYETTE COUNTY, GEORGIA
SUMMARY OF REVENUES, EXPENDITURES, AND OTHER FINANCING SOURCES AND USES
ALL BUDGETED FUNDS
FISCAL YEAR ENDED JUNE 30, 2018

	<u>TOTAL</u>	<u>GENERAL FUND</u>	<u>SPECIAL REVENUE FUNDS</u>	<u>CAPITAL/CIP PROJECTS FUNDS</u>	<u>WATER SYSTEM FUND</u>	<u>STORMWATER MGT FUND</u>	<u>SOLID WASTE FUND</u>	<u>ENTERPRISE PROJECTS FUNDS</u>	<u>INTERNAL SERVICE FUNDS</u>
REVENUES									
Property Tax	\$ 39,895,662	\$ 29,436,162	\$ 10,459,500	\$ -	\$ -	\$ -	\$ -	\$ -	\$ -
Sales & Use Tax	12,100,000	12,100,000	-	-	-	-	-	-	-
Other Taxes	3,657,400	787,500	2,869,900	-	-	-	-	-	-
License & Permits	984,500	984,500	-	-	-	-	-	-	-
Intergovernmental Revenues	2,764,500	2,089,221	675,279	-	-	-	-	-	-
Charges for Services	26,754,380	3,180,880	5,200,500	-	18,297,000	-	76,000	-	-
Fines, Forfeits & Penalties	2,083,300	1,624,000	459,300	-	-	-	-	-	-
Investment Income	350,650	300,000	20,600	-	30,000	-	50	-	-
Miscellaneous Revenue	185,300	110,400	69,400	-	5,500	-	-	-	-
Contributions/Donations	15,000	15,000	-	-	-	-	-	-	-
Total Revenues	\$ 88,790,692	\$ 50,627,663	\$ 19,754,479	\$ -	\$ 18,332,500	\$ -	\$ 76,050	\$ -	\$ -
OTHER FINANCING SOURCES									
Sale of Gen Fixed Assets	5,000	5,000	-	-	-	-	-	-	-
Transfers from other funds	9,826,315	-	61,000	5,919,315	-	25,000	-	2,646,000	1,175,000
Appropriated Fund Balance	-	-	-	-	-	-	-	-	-
Total Revenues and Other Financing Sources	\$ 98,622,007	\$ 50,632,663	\$ 19,815,479	\$ 5,919,315	\$ 18,332,500	\$ 25,000	\$ 76,050	\$ 2,646,000	\$ 1,175,000
EXPENDITURES									
Personal Services	\$ 47,712,036	\$ 31,423,797	\$ 12,056,081	\$ -	\$ 4,181,273	\$ -	\$ 50,885	\$ -	\$ -
Operating Expenses	21,004,341	13,058,532	3,397,290	28,000	4,356,108	25,000	139,411	-	-
Capital Outlay	10,682,033	168,008	40,517	5,891,315	418,924	-	16,100	2,646,000	1,501,169
Debt Service	8,681,111	3,260,117	-	-	5,420,994	-	-	-	-
Other Costs	1,680,170	1,322,610	270,487	-	85,982	-	1,091	-	-
Interfund Charges	1,869,681	-	643,509	-	1,223,219	-	2,953	-	-
Total Expenditures	\$ 91,629,372	\$ 49,233,064	\$ 16,407,884	\$ 5,919,315	\$ 15,686,500	\$ 25,000	\$ 210,440	\$ 2,646,000	\$ 1,501,169
OTHER FINANCING USES									
Transfers to other funds	9,826,315	1,078,915	2,534,422	3,541,978	2,646,000	-	-	25,000	-
Total Expenditures and Other Financing Uses	\$ 101,455,687	\$ 50,311,979	\$ 18,942,306	\$ 9,461,293	\$ 18,332,500	\$ 25,000	\$ 210,440	\$ 2,671,000	\$ 1,501,169

**FAYETTE COUNTY, GEORGIA
BUDGET SUMMARY INFORMATION
BUDGETED APPROPRIATIONS
COMPARISON OF FY 2018 ADOPTED BUDGET WITH PRIOR YEAR'S BUDGET**

The Budget Summary Information contained on the following three pages compares the 2018 fiscal year budgeted appropriations with that of the 2017 fiscal year. The FY 2017 budget data is presented at two different points: as originally adopted and as it was adjusted during the year. As a means of providing additional detail to the preceding set of consolidated reports, this comparison of appropriations is provided at the function level for the General Fund. For an even more detailed breakdown of budget by departments, please refer to the Organization tab shown later in this document. This tab includes a section that presents data on individual cost centers (departments).

The two columns of information for FY 2017 demonstrate the dynamics of an annual budget. The first column is the original budget as it was adopted by the Board of Commissioners, effective July 1st. This is the best estimate as to what it should cost to operate each of the various functions of the County during the fiscal year. The second column is the revised budget. It shows how the original estimated amounts have been changed during the year to adjust for unanticipated revenues and/or expenditures, changes in funding levels or priorities, the elimination of current programs, or the initiation of new programs. The Revised Budget is shown just before the fiscal year is closed. Shortly, the fiscal year will be closed and audited.

The % Comparison is the percentage of the FY 2018 budget amount when compared to the FY 2017 revised budget amount.

FAYETTE COUNTY, GEORGIA
EXPENDITURES AND OTHER FINANCING USES
COMPARISON OF FY 2018 BUDGET TO FY 2017 REVISED BUDGET

	FY 2017 Budget		FY 2018 Budget		% Comparison
	Adopted	Revised*	Adopted		
GENERAL FUND					
General Government					
Non-Departmental	\$ 354,877	\$ 354,877	\$ 332,612		93.7
Commissioners	496,745	499,475	540,850		108.3
Administration	342,440	342,440	326,257		95.3
Elections	670,254	670,254	614,513		91.7
Finance	1,189,676	1,193,551	1,192,287		99.9
Purchasing	204,609	204,609	210,772		103.0
Law Department	256,600	260,683	236,600		90.8
Information Systems	1,011,977	1,038,277	1,080,492		104.1
Human Resources	432,177	460,427	445,901		96.8
Tax Commissioner	1,124,171	1,124,171	1,090,838		97.0
Tax Assessor	976,621	976,621	1,117,192		114.4
Building & Grounds Maintenance	1,473,345	1,496,990	1,527,435		102.0
Engineering Office	257,445	257,445	283,894		110.3
Contingency	6,060	6,060	556,705		9186.6
Total General Government	\$ 8,796,997	\$ 8,885,880	\$ 9,556,348		107.5
Judicial System					
Non-Departmental	192,793	192,793	203,308		105.5
Superior Court Judges	445,407	480,809	474,291		98.6
Clerk of Superior Court	1,323,636	1,327,545	1,383,930		104.2
Board of Equalization-Clerk of Courts	16,706	16,706	16,736		100.2
District Attorney	341,522	341,522	343,613		100.6
Clerk of State Court	299,817	299,817	306,808		102.3
State Court Solicitor	678,747	678,747	706,196		104.0
State Court Judge	362,117	368,014	400,532		108.8
Magistrate Court	460,130	460,130	487,365		105.9
Probate Court	360,003	371,177	408,851		110.1
Juvenile Court	432,331	425,726	373,166		87.7
Public Defender	486,909	486,909	486,973		100.0
Total Judicial System	\$ 5,400,118	\$ 5,449,895	\$ 5,591,769		102.6
Public Safety					
Non-Departmental	949,319	949,319	938,835		98.9
Sheriff's Office	17,437,973	18,001,875	17,952,617		99.7
County Coroner	143,700	143,700	123,085		85.7
Animal Control	398,648	398,648	430,022		107.9
Emergency Management	315,689	315,689	307,406		97.4
Total Public Safety	\$ 19,245,329	\$ 19,809,231	\$ 19,751,965		99.7

* Revised budget amounts - Unaudited

FAYETTE COUNTY, GEORGIA
EXPENDITURES AND OTHER FINANCING USES
COMPARISON OF FY 2018 BUDGET TO FY 2017 REVISED BUDGET

	FY 2017 Budget		FY 2018 Budget	%
	Adopted	Revised*	Adopted	
Public Works				
Public Works Administration	152,391	152,391	153,406	100.7
Road Department	6,153,820	6,325,091	5,084,919	80.4
Environmental Management	486,961	503,796	526,017	104.4
Fleet Maintenance	594,163	710,638	622,337	87.6
Total Public Works	\$ 7,387,335	\$ 7,691,916	\$ 6,386,679	83.0
Planning & Development				
County Extension	138,088	138,088	140,120	101.5
Georgia Forestry Commission	3,336	3,336	3,336	100.0
Building Safety	601,512	577,572	737,973	127.8
Planning & Zoning	292,960	292,960	341,448	116.6
Code Enforcement Section	94,623	94,623	94,461	99.8
Development Authority	239,249	240,283	239,196	99.5
Total Planning and Development	\$ 1,369,768	\$ 1,346,862	\$ 1,556,534	115.6
Culture and Recreation				
Recreation	1,139,086	1,193,611	1,231,315	103.2
Library	1,048,465	1,055,880	1,051,468	99.6
Total Culture and Recreation	\$ 2,187,551	\$ 2,249,491	\$ 2,282,783	101.5
Health and Welfare				
Public Health	285,057	285,057	282,824	99.2
Fayette Counseling Center	125,380	125,380	131,777	105.1
Dept of Family & Children Services	39,325	39,325	39,325	100.0
Fayette Community Options	59,270	59,270	64,070	108.1
Fayette County Family Connection	47,000	47,000	48,500	103.2
Senior Citizens Center	229,588	229,588	260,630	113.5
Youth Protection	19,743	19,743	19,743	100.0
Total Health and Welfare	\$ 805,363	\$ 805,363	\$ 846,869	105.2
Debt Service				
Criminal Justice Center	3,260,167	3,260,167	3,260,117	100.0
E-911 821 Mhz Radio System	-	-	-	n/a
Total Debt Service	\$ 3,260,167	\$ 3,260,167	\$ 3,260,117	100.0
Transfer to Jail Surcharge	-	40,000	61,000	152.5
Transfer to Capital/CIP Projects	2,534,196	2,577,066	292,915	11.4
Transfer to Stormwater	-	105,031	-	0.0
Transfer to Vehicles & Equipment	655,000	655,000	725,000	110.7
Total Transfer to Other Funds	\$ 3,189,196	\$ 3,377,097	\$ 1,078,915	31.9
TOTAL GENERAL FUND	\$ 51,641,824	\$ 52,875,902	\$ 50,311,979	95.2

* Revised budget amounts - Unaudited

FAYETTE COUNTY, GEORGIA
EXPENDITURES AND OTHER FINANCING USES
COMPARISON OF FY 2018 BUDGET TO FY 2017 REVISED BUDGET

	FY 2017 Budget		FY 2018 Budget	%
	Adopted	Revised*	Adopted	Comparison
SPECIAL REVENUE FUNDS				
Law Library	52,000	53,705	50,000	93.1
Confiscated Property-State	-	27,327	-	0.0
U.S. Customs	-	441,234	-	0.0
Confiscated Property-Federal	-	559,189	-	0.0
911 Communications	2,896,250	2,896,750	3,010,796	103.9
State Court - DUI Court	48,797	90,715	129,649	142.9
Jail Construction	358,057	426,321	432,000	101.3
Juvenile Supervision	20,869	20,869	19,750	94.6
Victims Assistance	144,554	144,554	109,163	75.5
Drug Abuse and Treatment	350,116	314,615	402,635	128.0
Fire Services	8,251,207	8,521,172	8,751,460	102.7
Street Lights	332,044	332,044	336,761	101.4
Emergency Medical Services	3,002,661	3,013,362	3,165,670	105.1
Transfer to Other Funds				
Transfer to Capital/CIP Projects	579,754	579,754	2,084,422	359.5
Transfer to Vehicle/Equipment	315,000	315,000	450,000	142.9
Total Transfer to Other Funds	\$ 894,754	\$ 894,754	\$ 2,534,422	283.3
TOTAL SPECIAL REVENUE FUNDS	\$ 16,351,309	\$ 17,736,611	\$ 18,942,306	106.8
CAPITAL/CIP FUNDS				
Capital/Capital Improvement Program	3,976,990	3,976,990	5,919,315	148.8
Transfers to Other Funds	324,000	324,000	3,541,978	1093.2
TOTAL CAPITAL/CIP FUNDS	\$ 4,300,990	\$ 4,300,990	\$ 9,461,293	220.0
ENTERPRISE FUNDS				
Solid Waste Fund	\$ 174,828	\$ 175,201	\$ 210,440	120.1
Stormwater Management Fund	308,734	308,734	25,000	8.1
Water System Fund	15,382,075	15,482,456	15,686,500	101.3
Transfer to Other Funds				
Transfer to 2017 SPLOST CIP	-	1,500,000	-	n/a
Transfer to Enterprise CIP	1,131,266	1,131,266	2,646,000	233.9
TOTAL ENTERPRISE FUNDS	\$ 16,996,903	\$ 18,597,657	\$ 18,567,940	99.8
ENTERPRISE FUNDS PROJECTS				
Enterprise CIP Projects	\$ 1,131,266	\$ 1,131,266	\$ 2,646,000	233.9
Transfer to Other Funds	-	-	25,000	n/a
TOTAL ENTERPRISE FUNDS PROJECTS	\$ 1,131,266	\$ 1,131,266	\$ 2,671,000	236.1
INTERNAL SERVICE FUNDS				
Vehicle/Equipment Fund	\$ 2,417,553	\$ 2,756,168	\$ 1,501,169	54.5
TOTAL OF ALL BUDGETED FUNDS	\$ 92,839,845	\$ 97,398,594	\$ 101,455,687	104.2

* Revised budget amounts - Unaudited

ANALYSIS OF MAJOR REVENUE SOURCES AND TRENDS

Strategies Utilized In Budgeting Revenues

As an unwritten but general guiding operating policy employed by Finance and Administrative staff, projected revenues for the ensuing fiscal year are estimated on the side of conservatism. The reason for this conservative approach to estimating cash inflows is to help ensure that the County avoids, if at all possible, any significant revenue shortfalls that might occur due to unanticipated fluctuations in the local or national economy, or an unexpected downturn in the rate of construction activity occurring in the immediate area. But should the economy remain strong in the short-term, it is further anticipated that these additional revenues that are generated will be programmed into the County's fund balance to be used for capital projects or projects in the Capital Improvement Program. As our principal operating revenue projection strategy for any given fiscal year, the County prepares its annual operating budget with the expectation that it will collect more revenues during the period than are actually budgeted.

As an integral first step in the FY 2018 revenue projection process, total revenue collections through the 2017 fiscal year are estimated. As actual monthly activity is recorded, original estimated FY 2017 revenue numbers are updated throughout the budget preparation process. These most recent fiscal year estimates plus the actual revenue numbers for the previous two fiscal years are used to identify trends and collection patterns from the various sources.

This historical revenue information is then framed in the context of what budget staff believes will be the most probable local economic conditions over the next twelve to twenty-four months. Elasticity of revenue sources, increasing user fees or charges, changes in service delivery, and the anticipated impact of any new State or Federal legislation are also factored into the projections. The desired end result of this process is revenue estimates that one would reasonably expect to be met during the upcoming fiscal year given the information available at the time.

GENERAL FUND

The General Fund is the principal operating fund for the County and the revenues it uses to provide a number of services to our citizens are derived from a variety of sources. The tabular information shown on the next page indicates the relative composition of the major revenue sources. The accompanying pie chart clearly shows how dependent the County is on taxes as the major revenue source. Property Tax and Sales & Use Tax are the major revenue sources used to pay for the operations of the General Fund. For FY 2018, it is projected that these two sources of revenue will account for approximately 82.1 percent of General Fund total revenues compared to 81.6 percent in the FY 2017 budget. Of the other individual revenue sources, only Charges for Services is projected to be at least five percent of total revenues.

In comparison with FY 2017 actual amounts, it is projected that General Fund total revenue for the 2018 fiscal year will increase by approximately \$1.4 million or 2.9 %. Projections of revenue sources have been estimated on the side of conservatism or according to existing contractual agreements.

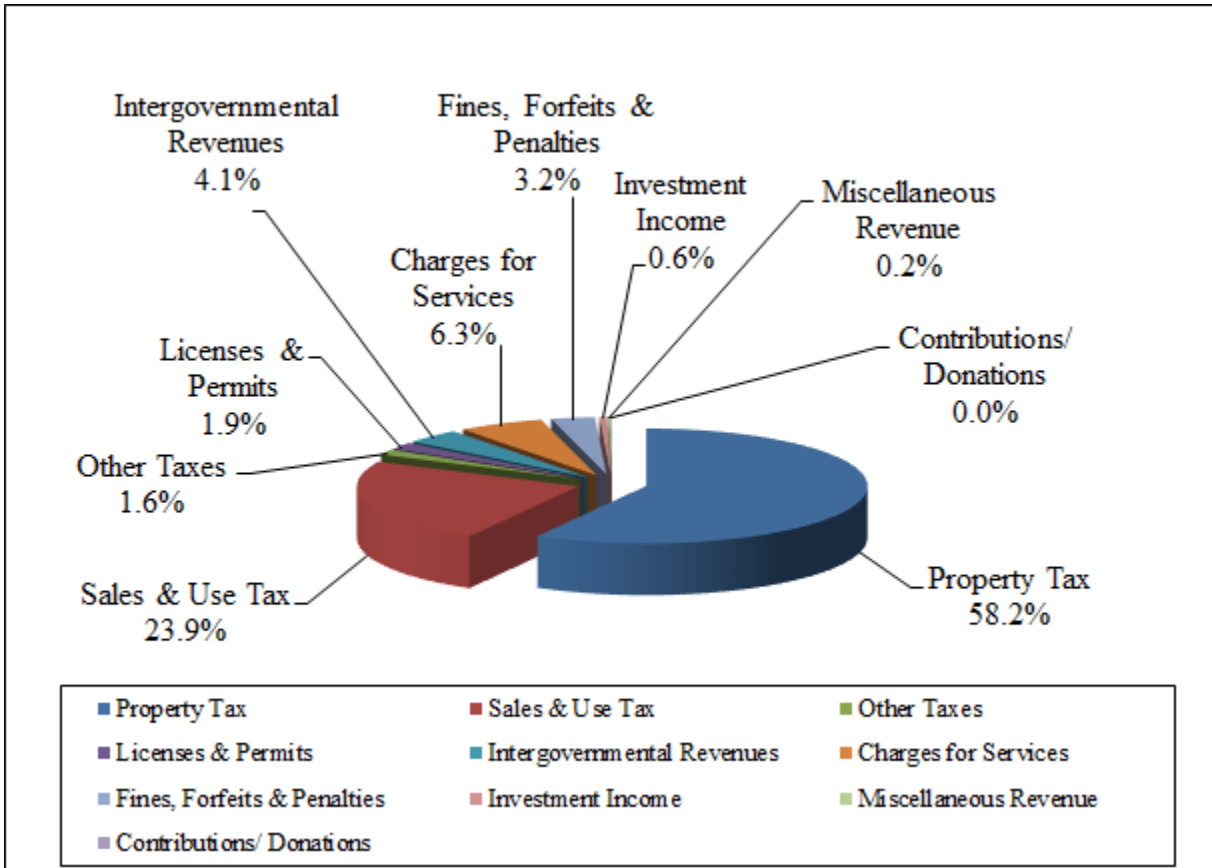
General Fund

Three Year Comparison of Revenue Sources

REVENUE	2016 ACTUAL	2017 BUDGET	2017 ACTUAL*	2018 BUDGET
Property Tax	\$ 28,198,625	\$ 28,854,500	\$ 28,356,168	\$ 29,436,162
Sales & Use Tax	10,812,469	11,295,000	11,851,965	12,100,000
Other Taxes	769,031	980,000	737,516	787,500
Licenses & Permits	1,029,030	982,500	992,763	984,500
Intergovernmental Revenues	1,400,337	2,167,986	1,849,573	2,089,221
Charges for Services	3,172,482	2,995,529	3,229,163	3,180,880
Fines, Forfeits & Penalties	1,609,032	1,474,000	1,827,387	1,624,000
Investment Income	323,599	300,000	159,145	300,000
Miscellaneous Revenue	216,152	143,935	159,346	110,400
Contributions/Donations	93,821	10,000	35,536	15,000
Total Revenues	\$ 47,624,578	\$ 49,203,450	\$ 49,198,562	\$ 50,627,663

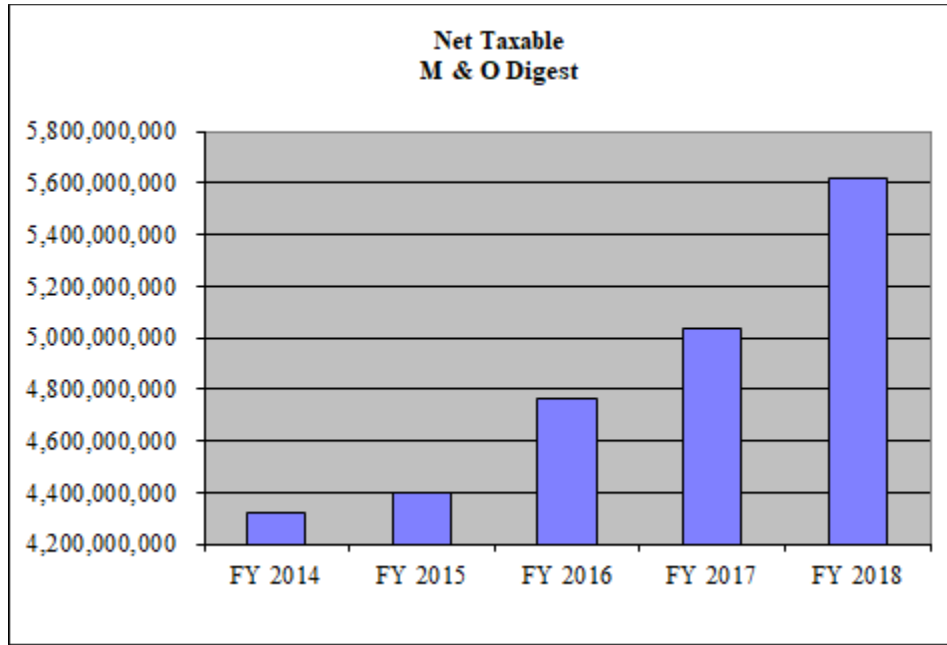
*Year-To-Date - Unaudited

Percentage Contribution of Revenue Sources FY 2018 Budget

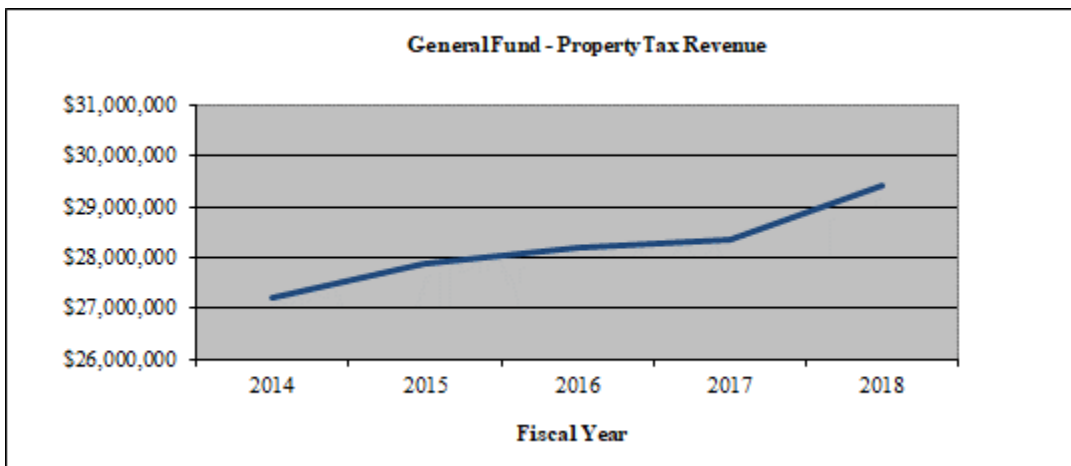


Property Tax

The amount of property tax revenue generated is an arithmetic function of the millage rate and the net taxable digest. The charts and table below summarize some relevant net taxable digest, millage rate, and property tax revenue data over the most recent five-year period. Property Tax is the biggest source of revenue for Fayette County. For FY 2018, it is projected to represent approximately 58.2 % of total revenue for the General Fund. The FY 2018 projected property tax revenue is based on a recommended rollback of the County’s M&O millage rate that offsets an increase of 11.7% in the net tax digest due to reassessments of property values.

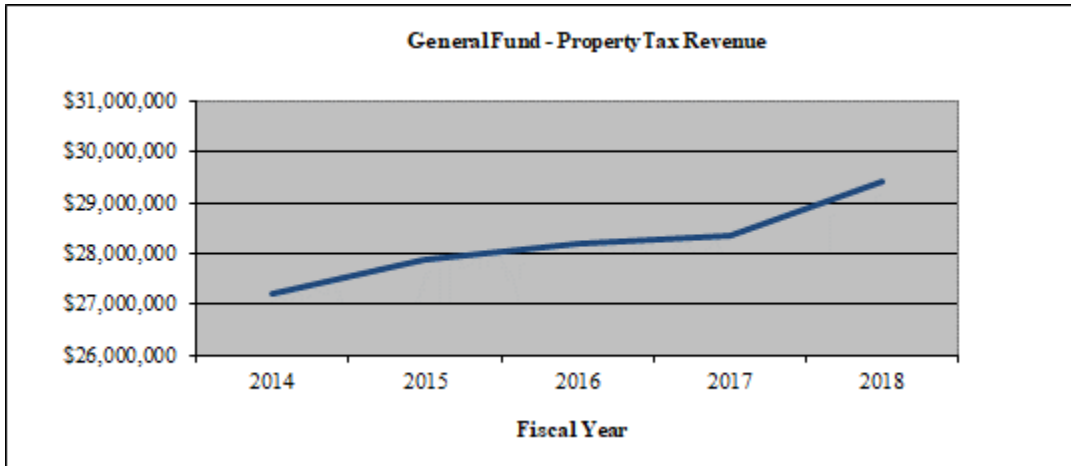


Digest Information	Fiscal Year	Net taxable M&O Digest	Digest Growth	Millage Rate	Change in Millage
2013 Tax Year (Actual)	FY 2014	4,321,910,486	0.5%	5.714	1.2%
2014 Tax Year (Actual)	FY 2015	4,396,642,279	1.7%	5.602	-2.0%
2015 Tax Year (Actual)	FY 2016	4,760,174,199	8.3%	5.171	-7.7%
2016 Tax Year (Actual)	FY 2017	5,033,499,576	5.7%	4.917	-4.9%
2017 Tax Year (Projected)	FY 2018	5,621,113,327	11.7%	4.509	-8.3%



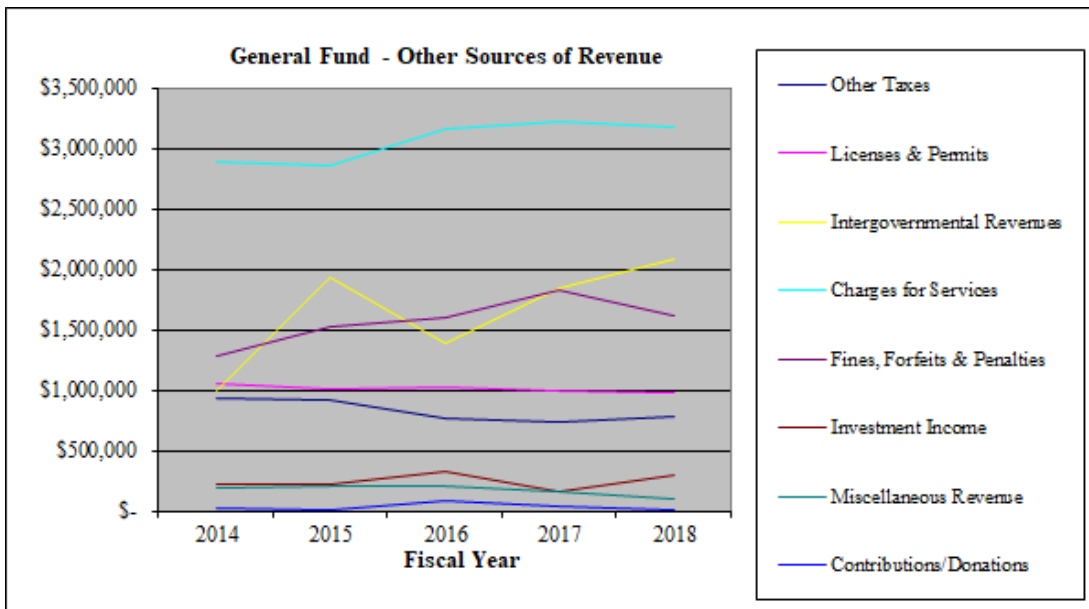
Sales and Use Tax

The Sales and Use Tax (also referred to as a one-percent Local Option Sales Tax or L.O.S.T.) represents approximately 23.9% of total budgeted revenue in FY 2018. In contrast to the property tax, one benefit of this revenue source is that the cash flow it generates is consistent. Starting in FY 2015, Sales and Use Tax revenue has been increasing steadily at an average rate of 6%. The 2.1% increase projected for FY 2018 is consistent with the guideline of conservatively estimating revenue sources.



Other Sources of Revenue

For FY 2018, other significant sources of revenue are Charges for Services (\$3.2 million), Intergovernmental Revenue (\$2.1 million), Fines, Forfeits & Penalties (\$1.6 million), Licenses & Permits (\$0.9 million), Other Taxes (\$0.8 million), and other minor sources of revenue total (\$0.4 million).



OTHER FUNDS

In addition to the General Fund, four other funds have historically provided significant revenue for County operations. These are the Fire Services - Special Revenue Fund, Emergency 911 - Special Revenue Fund, the Emergency Medical Services (EMS) – Special Revenue Fund, and the Water System – Enterprise Fund.

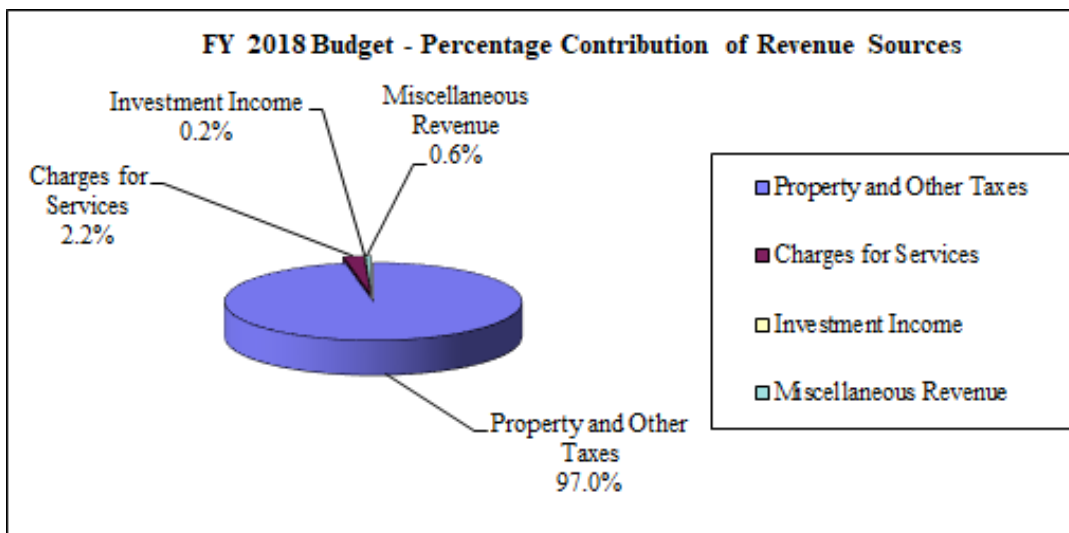
Fire Services - Special Revenue Fund

The Fire Services Special Revenue Fund provides funding for fire prevention and suppression activities for all areas of the County except for the cities of Fayetteville and Peachtree City, which maintain their own fire departments. To provide a funding mechanism that will ensure that only those individuals living in the area receiving these fire services pay for the services, a special tax district was created several years ago.

For FY 2017, approximately 97.0% of the total revenue for this fund is projected to be generated from the taxation of property. This clearly demonstrates the fund’s dependence on property taxes to pay for the delivery of services. Another significant source of revenue for this fund is Charges for Services (fire impact/inspection fees).

Three Year Comparison of Revenue Sources

REVENUE	FIRE SERVICES FUND			
	2016 ACTUAL	2017 BUDGET	2017 ACTUAL*	2018 BUDGET
Property and Other Taxes	\$ 9,177,733	\$ 9,705,000	\$ 9,849,905	\$ 10,274,000
Charges for Services	179,783	222,000	168,922	234,500
Investment Income	22,614	20,000	20,834	20,000
Miscellaneous Revenue	50,499	58,600	65,103	61,600
Total Revenues	\$ 9,430,629	\$ 10,005,600	\$ 10,104,825	\$ 10,590,100
*Year-To-Date - Unaudited				



Emergency 911 - Special Revenue Fund

The special E-911 Tax District was created on July 28, 2011 to provide E-911 communication services to all citizens of Fayette County. The tax district is projected to generate approximately 31.8% of the total revenue for the fund.

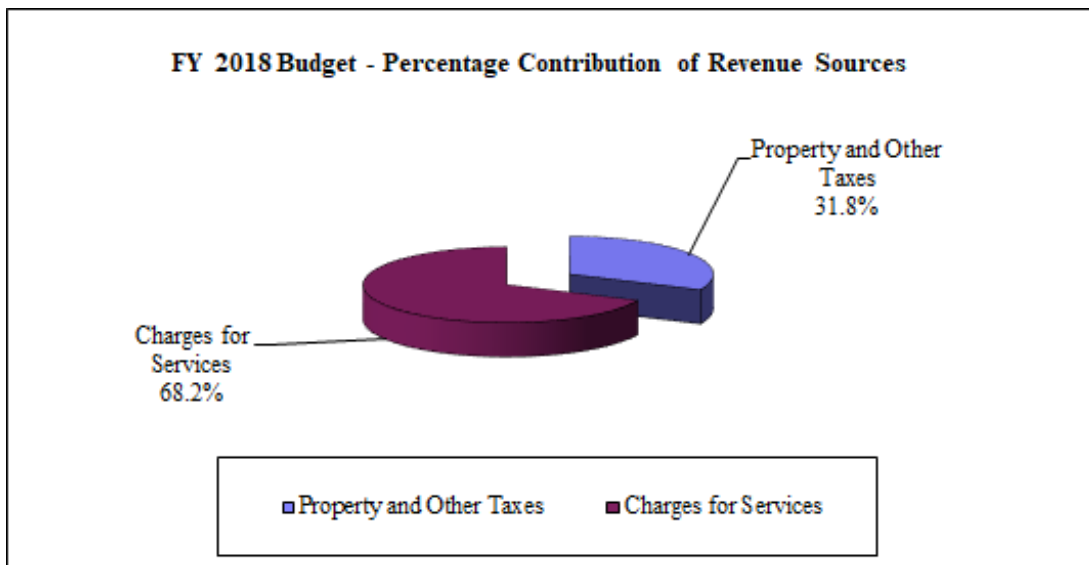
Charges for Services (approximately 68.2% of total revenue) - state law provides for a governmental entity to adopt up to a \$1.50 monthly surcharge for E911 services for each telephone receiving service in the County. Also, there is a monthly surcharge of \$1.50 on each cellular telephone. By law, the proceeds from these surcharges can only be spent for the provision of 911 services within the jurisdiction.

Three Year Comparison of Revenue Sources

REVENUE	EMERGENCY 911			
	FY 2016 ACTUAL	FY 2017 BUDGET	FY 2017 ACTUAL*	FY 2018 BUDGET
Property and Other Taxes	\$ 998,701	\$ 1,064,800	\$ 1,065,087	\$ 1,171,500
Charges for Services	2,536,559	2,350,000	2,586,276	2,515,000
Intergovernmental Revenues	-	-	-	-
Investment Income	-	-	-	-
Contributions/Donations	-	-	-	-
Total Revenues	\$ 3,535,260	\$ 3,414,800	\$ 3,651,363	\$ 3,686,500

*Year-To-Date - Unaudited

Percentage Contribution of Revenue Sources



Emergency Medical Services (EMS) - Special Revenue Fund

The special revenue tax district encompasses the entire county, with the exception of the City of Peachtree City. Peachtree City provides emergency medical services to its citizens. The EMS fund accounts exclusively for activities (revenues and expenditures) related to emergency medical services. Before the new tax district was created, EMS activities were accounted for in the General Fund.

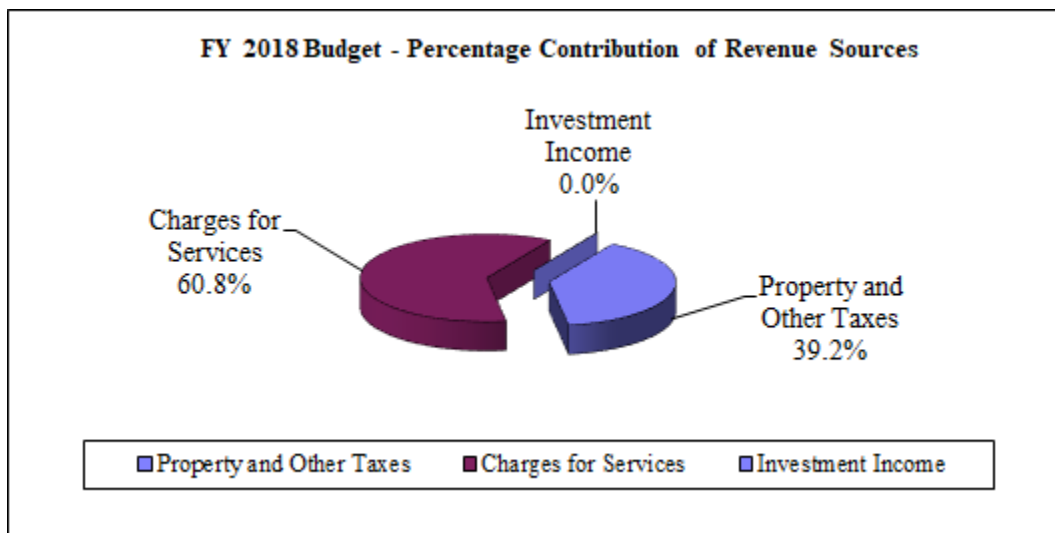
The two revenue sources for the EMS fund are Property Taxes (39.2% of total revenue) and Charges for Services (60.8% of total revenue).

Three Year Comparison of Revenue Sources

REVENUE	EMS FUND			
	FY 2016 ACTUAL	FY 2017 BUDGET	FY 2017 ACTUAL*	FY 2018 BUDGET
Property and Other Taxes	\$ 1,327,647	\$ 1,422,950	\$ 1,424,178	\$ 1,503,900
Charges for Services	1,802,360	1,884,000	1,754,752	2,330,000
Investment Income	672	600	1,445	600
Miscellaneous Revenue	-	-	3,435	-
Intergovernmental	15,812	-	5,295	-
Total Revenues	\$ 3,146,491	\$ 3,307,550	\$ 3,189,105	\$ 3,834,500

*Year-To-Date - Unaudited

Percentage Contribution of Revenue Sources



Water System Fund

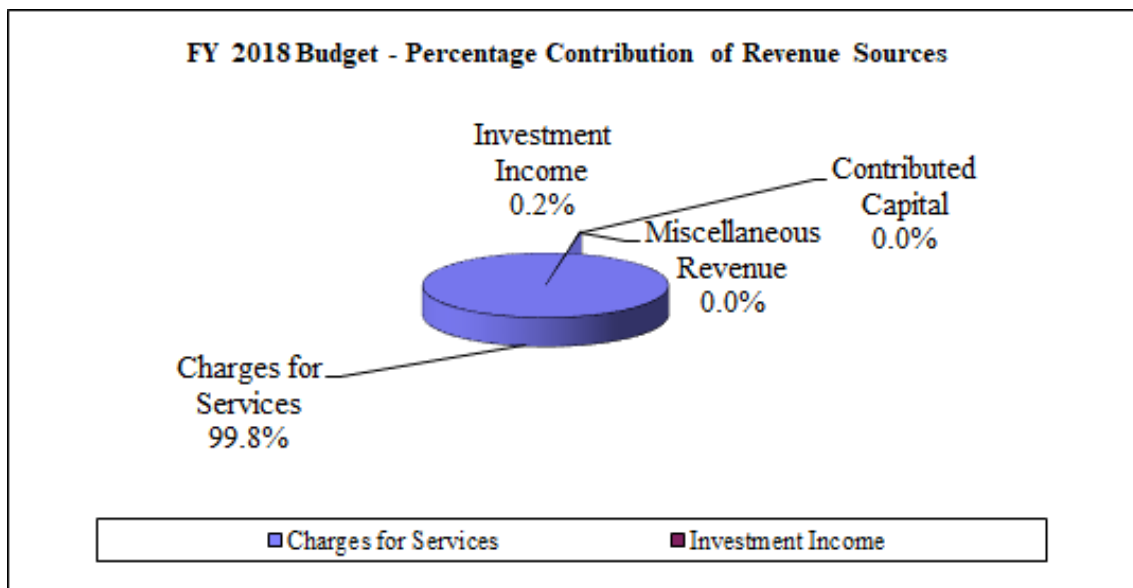
The primary mission of the Water System Fund is to serve as a funding mechanism for the provision of potable water to the residents of the County. To cover the costs of building reservoirs, treating raw water, and distributing the finished product through miles of pipe, service fees are charged. These charges are based on the size of a customer’s water meter plus a volume charge applied to the monthly water consumption. In addition, connection fees are charged to new customers connecting to the system.

The major revenue source for the Water System Fund is derived from Charges for Services. For FY 2018, it is estimated at 99.8% of total revenue. Charges for Services projected to increase 7.9% when compared to the FY 2017 actual amount. A projected increase in water sales to retail customers accounts for the bulk of the increase in charges for services.

Three Year Comparison of Revenue Sources

REVENUE	WATER SYSTEM FUND			
	FY 2016 ACTUAL	FY 2017 BUDGET	FY 2017 ACTUAL*	FY 2018 BUDGET
Charges for Services	\$ 15,842,489	\$ 16,204,291	\$ 16,956,582	\$ 18,297,000
Investment Income	19,052	13,788	59,869	30,000
Contributed Capital	1,656,881	-	3,088,940	-
Miscellaneous Revenue	6,120	3,996	6,158	5,500
Total Revenues	\$ 17,524,542	\$ 16,222,075	\$ 20,111,549	\$ 18,332,500
*Year-To-Date - Unaudited				

Percentage Contribution of Revenue Sources



ANALYSIS OF MAJOR REVENUE SOURCES AND TRENDS

All Funds

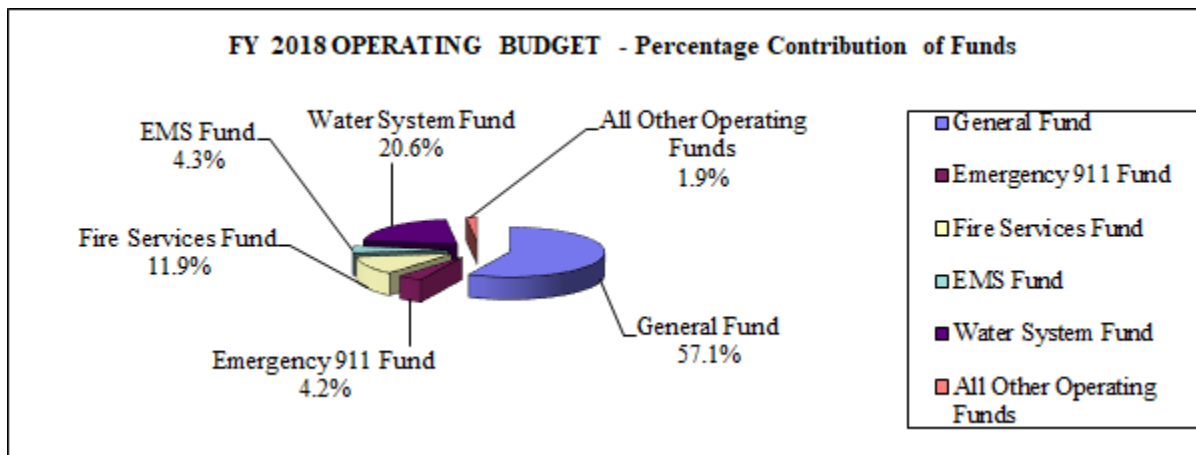
The table below provides a consolidated look at the revenue comparisons for all funds that are budgeted.

Three Year Comparison of Funds Revenues

REVENUE	FY 2016 ACTUAL	FY 2017 BUDGET	FY 2017 ACTUAL*	FY 2018 BUDGET
General Fund	\$ 47,624,578	\$ 49,203,450	\$ 49,198,562	\$ 50,627,663
Emergency 911 Fund	3,535,260	3,414,800	3,651,363	3,686,500
Fire Services Fund	9,430,629	10,005,600	10,104,825	10,590,100
EMS Fund	3,146,491	3,307,550	3,189,105	3,834,500
Water System Fund	17,524,542	16,222,075	20,111,549	18,332,500
All Other Operating Funds	2,673,615	2,149,499	3,457,944	1,719,429
Total Revenues	\$ 83,935,115	\$ 84,302,974	\$ 89,713,348	\$ 88,790,692

*Year-To-Date - Unaudited

Percentage Contribution of Funds Revenues



ANALYSIS OF FUND BALANCE

Discussion of Fund Balance

The Governmental Accounting, Auditing and Financial Reporting (GAAFR) published by the Government Finance Officers Association (GFOA) defines the term *fund balance* as “the difference between assets and liabilities reported in a governmental fund”. In simple terms, the fund balance is the excess of current assets over current liabilities utilizing the flow of current financial resources measurement focus and the modified accrual basis of accounting. To express in layman’s terms, it might best be described as funds or idle cash that can serve as a financial safety net in the event of a “rainy day” or unexpected expenditures, can be used to liquidate existing long-term liabilities, or can be utilized to pay for expenditures incurred in future periods.

The size of this balance in relationship to budgeted appropriations provides some insight into the level of current financial resources that are available to meet the financial obligations of future periods. By having sufficient cash reserves available, it ensures a great deal of flexibility in carrying out the County’s annual expenditure plan as well as providing the fiscal capacity to meet most unanticipated needs. For these reasons, maintaining an adequate fund balance level is an important element in the long-range financial plan for Fayette County.

Of primary importance in funding the County’s normal day-to-day operations, the fund balance is used to provide needed cash reserves prior to the collection of taxes. With the fiscal year beginning on the first day of July and the majority of property taxes not being collected until the middle of December, expenditures or cash outflows significantly exceed revenues or cash inflows over the first five months of the fiscal year. Having sufficient cash reserves prevents the County from having to do short-term borrowing to meet those financial obligations incurred early in the year. Also on the positive side, these funds generate additional interest income that in effect reduces the tax burden on the citizens.

And as a vital component in our pay-as-you-go Capital Improvements Program, the County frequently uses part of the fund balance to pay for large one-time capital non-operating expenditures, including capital projects, rather than incur long-term debt. One approach started in FY 2008 as the economic decline of the great recession started is to close projects that have been already completed or that are no longer necessary. Any available funds from these projects are either transferred back to the fund balance of the originating fund or to project contingency accounts. These monies then become available to fund future projects.

The fund balance provides a financial cushion that can be used to reduce the impact of a significant economic downturn or uninsured catastrophic loss. In situations such as these, the fund balance provides financial resources that can be used to replace lost revenues or fund unanticipated expenditures without having to raise taxes or incur new debt.

100 - GENERAL FUND

The following table provides a comparison of the fund balance for the General Fund over a four-year period.

As of June 30	FY 2015 ACTUAL	FY 2016 ACTUAL	FY 2017 UNAUDITED	FY 2018 PROJECTED
General Fund	31,280,179	29,274,252	28,113,834	28,434,518

The FY 2017 original budget projected a decrease of \$2.4 million or 8.3 % in fund balance. This was the result of the use of approximately \$3.5 million in reserves due to the net effect of transfers in and transfers out and a net increase of \$1.1 million in fund balance from operational revenues and expenditures. With revenue higher and expenditures lower than originally projected, in FY 2017 the decrease in fund balance is lower than originally projected.

With a tax digest that is increasing by more than 10%, even a rollback of the mileage rate will generate in FY 2018 approximately \$1.1 million additional revenue from property taxes. The budget includes the use of project contingency money to fund the bulk of capital and CIP projects. In FY 2018, Fayette County should be able to fund operating expenditures with operating revenues and increase the General Fund balance by approximately \$321K.

The following tabular information provides detail on the projected fund balance as of June 30, 2018. The Board of Commissioners has adopted as a fiscal policy that the County maintain a portion of fund balance as *reserves*. These reserves include fund balance non-spendable, working capital equal to three months of annual budgeted expenditures, a reserve for emergencies (\$2.0 million), a reserve for capital projects, and a reserve for projects in the 5-Year CIP plan that are funded by the General Fund.

Fund Balance, June 30, 2017 - Estimated		\$ 28,113,833
FY 2018 Budget		
Revenue	\$ 50,627,663	
Expenditures	49,233,064	1,394,599
		<u>29,508,432</u>
Other Financing Sources	5,000	
Other Financing Uses	1,078,915	(1,073,915)
Fund Balance, June 30, 2018- Projected		<u>\$ 28,434,517</u>

SPECIAL REVENUE FUNDS

215 - Emergency Phone E-911

The main sources of funding are Charges for Services on surcharges of landline and wireless telephone services and property taxes. For FY 2018, revenue is projected to be higher than expenditures by approximately \$676K, this should result in a projected increase in fund balance of 22%.

As of June 30	FY 2015 ACTUAL	FY 2016 ACTUAL	FY 2017 UNAUDITED	FY 2018 PROJECTED
Emergency Phone E-911	1,313,598	2,168,674	3,134,187	3,809,891

270 - Fire Services

In FY 2017, fund balance is again increasing driven by increases in both property tax and insurance premium tax revenue. In FY 2018, again operating revenue exceeds expenditures and fund balance would be expected to increase. The projected 12% decrease in fund balance is due to transfers out of \$2.1 million to fund CIP projects in FY 2018.

As of June 30	FY 2015 ACTUAL	FY 2016 ACTUAL	FY 2017 UNAUDITED	FY 2018 PROJECTED
Fire Services	2,836,136	3,487,579	4,444,769	3,898,987

272 - Emergency Medical Services (EMS)

For FY 2018, fund balance is projected to increase approximately \$519K or 30.6% due to an increase in property taxes revenue due to a higher tax digest and an increase in charges for services, increase in EMS ambulance charges.

As of June 30	FY 2015 ACTUAL	FY 2016 ACTUAL	FY 2017 UNAUDITED	FY 2018 PROJECTED
Emergency Medical Services	1,711,626	1,736,634	1,697,132	2,215,962

OTHER SPECIAL REVENUE FUNDS – SIGNIFICANT FUND BALANCE CHANGES

The **State Court – DUI Court Fund** is a new fund that was created in FY 2016. For FY 2018 fund balance is expected to increase by \$20.4K or 18.8% because revenue is projected to be higher than expenditures.

The **Victims Assistance** fund balance is projected to increase by 69.0%. Even though revenue from fines & forfeitures is projected \$10K lower, the request for funding from the District Attorney’s Victims Assistance program is \$35K lower.

The **Drug Abuse and Treatment Fund** fund balance is projected to increase 20% as a result of a significant increase in grant revenue solicitation.

The **Street Lights Fund** fund balance is projected to increase 18% as a result of fund revenue being projected to exceed fund expenditures by approximately \$51K.

ENTERPRISE FUNDS
(Total Net assets)

505 -Water System

The Water System generates sufficient revenue to cover annual operating expenses and to continue the improvement of the water system infrastructure. Per the existing bond resolution, any projected excess revenue over expenses is budgeted in a Renewal & Extensions expense account. Since revenue and expenses are kept at the same amount changes in fund balance are due to the capitalization of capital expenses as projects are finalized and added as assets of the Water System.

As of June 30	FY 2015 ACTUAL	FY 2016 ACTUAL	FY 2017 UNAUDITED	FY 2018 PROJECTED
Water System	79,153,635	81,054,589	85,317,159	85,317,159

508 - Stormwater Management

This new enterprise fund was created in FY 2012 because of the establishment of a Stormwater Utility funded by user fees. The FY 2018 budget projects revenue and expenses at the same level with no change in fund balance.

After the FY 2018 budget was adopted, the Fayette County Board of Commissioners following a recommendation from county staff dissolved the Stormwater Utility. Any remaining funds in the Stormwater Management fund will be transferred out as repayment of moneys that were loaned to the fund from the General Fund.

As of June 30	FY 2015 ACTUAL	FY 2016 ACTUAL	FY 2017 UNAUDITED	FY 2018 PROJECTED
Stormwater Management	647,447	(4,292,385)	1,472,472	1,472,472

540- Solid Waste

During the last several years, expenses have been consistently higher than revenue decreasing fund balance (total net assets). The Board of Commissioners is aware of this problem and staff is working on identifying additional sources of revenue and/or the alternative of increasing the fees charged to the customers.

As of June 30	FY 2015 ACTUAL	FY 2016 ACTUAL	FY 2017 UNAUDITED	FY 2018 PROJECTED
Solid Waste	730,183	374,270	290,790	156,400

INTERNAL SERVICE FUND
(Total Net assets)

Vehicle/Equipment Fund

This fund accounts for the acquisition of vehicles, heavy equipment, and other similar assets. An annual replacement schedule is prepared to identify the annual amounts that each fund should contribute to the Vehicle and Equipment fund for the timely replacement of the county fleet of vehicles and equipment. In FY 2018, fund balance (net assets) is projected to decrease because the contributions from other funds is not sufficient to cover the projected cost of vehicle and equipment acquisitions during the year.

As of June 30	FY 2015 ACTUAL	FY 2016 ACTUAL	FY 2017 UNAUDITED	FY 2018 PROJECTED
Vehicle/Equipment Fund	7,474,009	7,829,003	8,406,299	8,080,130

OVERVIEW OF FUND BALANCES

The tabular information that is provided below is a consolidated overview of the *Fund Balance information for all Governmental funds and Total Net Assets for Enterprise and Internal Service funds* as of June 30 of the fiscal year. This table is useful to the reader in that it provides general trend information on the County as a whole. The data indicates that Fayette County has accumulated in the majority of its funds sufficient current financial resources to meet its immediate service needs. Going into the future, there is a small group of funds that need to be closely monitored.

As of June 30	FY 2015 ACTUAL	FY 2016 ACTUAL	FY 2017 UNAUDITED	FY 2018 PROJECTED
General Fund	31,280,179	29,274,252	28,113,834	28,434,518
<u>Special Revenue Funds:</u>				
Law Library	20,654	15,088	22,928	22,928
Confiscated Property-State	58,134	84,804	58,335	58,335
U.S.Customs Fund	1,294,135	1,073,566	745,671	745,671
Confiscated Property-Federal	400,083	453,983	376,848	376,848
State Court - DUI Court	-	9,270	107,995	128,346
Emergency Phone E-911	1,313,598	2,168,674	3,134,187	3,809,891
Jail Surcharge	52,069	41,211	26,809	26,809
Juvenile Supervision	102,825	98,398	95,429	91,679
Victims Assistance	23,587	43,474	60,361	101,998
Drug Abuse and Treatment	368,008	485,307	584,141	699,285
Grants	12,027	-	-	-
Fire Services	2,836,136	3,487,579	4,444,769	3,898,987
Street Lights	139,552	205,229	286,595	337,634
Emergency Medical Services	1,711,626	1,736,634	1,697,132	2,215,962
Total Special Revenue Funds	8,332,434	9,903,217	11,641,200	12,514,373
<u>Enterprise Funds</u>				
Solid Waste	730,183	374,270	290,790	156,400
Stormwater Management	647,447	(4,292,385)	1,472,472	1,472,472
Water System	79,153,635	81,054,589	85,317,159	85,317,159
Total Enterprise Funds	80,531,265	77,136,474	87,080,421	86,946,031
<u>Internal Service Funds</u>				
Vehicle/Equipment Fund	7,474,009	7,829,003	8,406,299	8,080,130
Total All Funds*	\$ 127,617,887	\$ 124,142,946	\$ 135,241,754	\$ 135,975,052
*Except Governmental Funds Capital/CIP and Enterprise Funds Capital/CIP.				

**FAYETTE COUNTY, GEORGIA
ADOPTED FISCAL POLICIES**

STATEMENT OF INTENT

The following policy statements, as adopted by the Board of Commissioners, are intended to provide a broad framework as to how the various financial responsibilities associated with the operation of Fayette County are to be carried out. These policies provide general direction to staff, serve as a blueprint for financial operations, establish operational objectives, and promote continuity in fiscal decision making.

There are several distinct advantages to having fiscal policies for Fayette County in place. For one, they promote long-term financial stability for the County. For example, the budget and reserve fund policies encourage the level of fiscal responsibility needed to prepare the County for financial emergencies and abrupt adverse economic conditions. And the debt policies limit those scenarios where the County will pay for current services and projects with future revenues. Secondly, the adoption of long-range financial policies ameliorates some of the drawbacks of governmental accounting and budgeting which tends to focus only on short-term operations, generally one year. The Capital Budgeting Policies address the common pitfall of governments failing to provide for capital maintenance. Having a financial plan allows the Board of Commissioners to view their present approach to financial management from an overall, long-term vantage point. Current financial decisions are easier to make when long-term benchmarks are already established.

Lastly, these policies elevate the credibility of the governing body and promote public confidence in the financial decisions it makes. The policies call for complete disclosure of financial matters and provide a forum, the Comprehensive Annual Financial Report, to inform the citizens about the total financial condition of the County.

I. BUDGET POLICY

PURPOSE

One of the more important responsibilities of the Fayette County Board of Commissioners to its citizens is the faithful stewardship of public money. It is the Board's duty to ensure that this money is expended prudently.

The budget serves as the primary vehicle for directing resources to meet current and capital expenditures for the upcoming fiscal year and plan for anticipated outlays for the next five fiscal years.

POLICY

There shall be a consistent and uniform process for adopting and operating under an annual balanced budget for each fund and operating under a project-length balanced budget for each capital project fund of Fayette County government.

PROCEDURES

1. The Fayette County annual balanced budget will be divided into two major components: Capital and Capital Improvement Program (CIP) and Operating.
2. A formal budget calendar shall be developed and presented to the BOC for approval, then

disseminated to the County Administration, Department Heads, Constitutional Officers, the Judicial Circuit, and Outside Agencies. The budget calendar shall consist of dates for the distribution of budget materials, due dates for the submission of budget requests, dates for budget workshops with staff and the BOC, and dates for the public hearings on the proposed budget, to include the date of the adoption of the budget.

I. Capital Budget/Capital Improvement Program (CIP):

A. Fayette County will undertake capital projects for the construction and improvement of infrastructure and public facilities, and for the orderly replacement of existing assets to achieve the following goals:

1. Promote economic development;
2. Enhance the quality of life;
3. Improve the delivery of services; and
4. Preserve community and historical assets.

B. For budgeting purposes, a capital project is generally defined as the acquisition of any asset or construction project with an anticipated cost of \$5,000 to \$49,999 and an estimated useful life of three or more years.

C. For budgeting purposes, a CIP project is generally defined as a major capital project with an anticipated cost of at least \$50,000 and an estimated useful life of more than three years.

D. Fayette County will develop a five-year Capital Improvements Program (CIP) plan for all CIP projects. The first year of the CIP plan will be part of the annual budget.

E. The CIP plan will be updated annually to direct the financing of and appropriations for new projects and updates to existing projects.

F. Fayette County will estimate the impact on operations of capital and CIP projects and will include these operating costs in future operating budgets.

G. Fayette County will utilize a fund named Capital Projects to account for capital projects.

H. Fayette County will utilize a fund named Capital Improvement Program to account for CIP projects.

I. Fayette County will utilize an internal service fund named Vehicle/Equipment Fund to account for the acquisition of vehicles and other motorized equipment.

J. Operating transfers from the various operating funds will be made annually, as needed to the Capital Projects fund, Capital Improvements Program fund, and the Vehicle/Equipment fund.

K. Fayette County will aggressively seek public and private grants, contracts and other outside sources of revenue to fund projects included in the Capital Improvements Program.

L. A project-length budget will be adopted for each capital project. The balances of appropriations for capital projects at year end is understood as being designated by management and re-appropriated in the following years until the project is completed.

II. Operating Budget:

A. Fayette County will finance all current expenditures with current revenues. The County will avoid budgetary procedures that fund current expenditures through the obligation of future resources. Fayette County will not use short-term borrowing to meet operating budget requirements.

B. The operating budget will provide for adequate maintenance of capital equipment and facilities, as well as for their orderly replacement.

C. All Governmental Funds under the control of the Board of Commissioners are subject to the annual budget process. Flexible or cash flow budgets will be prepared for Proprietary Funds (Enterprise and Internal Service) to establish fees and charges and to control expenses.

D. The annual operating budget must be balanced for all budgeted funds. Total anticipated revenues and other resources available must be at least equal to estimated appropriations for each fund.

E. All budgets will be adopted on a basis consistent with Generally Accepted Accounting Principles (GAAP). Pursuant to Governmental GAAP, revenues are budgeted when they become measurable and available. Likewise, expenditures are charged against the budget when they become measurable, a liability has been incurred, and the liability will be liquidated with current resources.

F. All unencumbered operating budget appropriations will lapse at year-end. Encumbered balances will be reserved on the year ending balance sheet and re-appropriated in the following fiscal period in accordance with Generally Accepted Accounting Principles.

G. Each operating fund budget will be adopted at the total fund level. In looking at compliance with State law, total expenditures for each fund may not exceed the total budget amount. Internal administrative procedures will be adopted to ensure that each individual department or cost center does not exceed their allotted appropriation amount.

H. Fayette County will strive to include an amount in the General Fund (i.e., a line item for contingencies) to cover unforeseen operating expenditures of an emergency type. The amount of the contingency reserve will be no more than 5% of the total operating budget.

I. Fayette County will integrate performance measurement and objectives, and productivity indicators within the budget.

J. The County will maintain a budgetary control system to ensure adherence to the budget and will prepare timely financial reports comparing actual revenues, and expenditures and encumbrances with budgeted amounts.

K. The operating budget shall be developed to control both the direct and indirect costs of programs and services whenever practical.

L. Fayette County shall comply with all State laws applicable to budget hearings, public notices, public inspections, and budget adoption.

M. Enterprise and Internal Service Funds budgets shall be self-supporting whenever possible. Excess revenues of Enterprise Funds shall not be transferred to other funds unless authorized in the Annual Budget.

3. The budget is divided into two major components: Capital and Capital Improvement Program (CIP) and Operating.

The Operating component of the budget is further divided into tracks: Track 1 - Staffing and Track 2 – Other Operating.

The budget is developed by levels: budget requests from the departments, budget recommendations from Staff, budget recommendations from the BOC, budget proposal, and final adjustments and approval of the budget by the BOC.

A budget calendar for the next fiscal year is developed and presented to the Board of Commissioners for approval.

A budget kickoff meeting is scheduled for the county departments, at which time the departments receive instructions on the budget process and all the budget forms necessary to complete their next year budget requests. Any new procedures are specifically clarified.

Letters are sent to the Judicial Circuit and the outside agencies to inform them of the start of the budget process and to provide them with the budget calendar.

Requests for funding are received from the Fayette County departments, the Judicial Circuit, and other outside agencies.

Capital and Capital Improvement Program (CIP):

The departments receive instructions and all budget forms necessary to complete their capital budgets, including forms necessary to provide updates to current capital and CIP projects. Classes are scheduled for staff members who are new to the process of next year budget entry.

Departments submit requests for new capital and CIP projects. Requests for projects detail funding sources and expenditures by line-item within the projects. The departments also provide updates on the status of capital projects and CIP projects from previous fiscal years.

New project numbers are created by the Finance Department. Budget line- items are assigned to each project. Projects are setup to be included in either the Capital Projects fund, the Capital Improvements Program fund, the Vehicle/Equipment fund, or any other special capital projects fund. The project numbers are then provided to the departments for them to do the budget entry.

By a predetermined deadline date, the departments submit all budget documentation on capital projects to the Finance Department. Budget entry for capital projects beyond this point is done only by the Finance Department. All requests of funding for capital projects are finalized.

The Finance Department prepares the capital budget reports to provide to the County Administrator. The County Administrator meets with the departments to discuss their new capital projects requests and updates on their current capital projects. The County Administrator makes recommendations and the capital budget is adjusted accordingly. The adjustments are finalized and the recommended capital budget is provided to the BOC. The departments are also provided with their recommended capital budgets.

The Board of Commissioners conducts budget workshops with the departments. New capital projects are discussed. The departments provide the BOC with updates of their current capital projects. The BOC makes recommendations. The capital budget is adjusted accordingly. The BOC recommended capital budget and CIP plan are finalized.

Operating Budget:

Track 1 – Staffing: budgeted salaries and benefits for current approved positions, current vacancies, and requests for new positions and promotions. The county departments are required to include detailed justification with their requests for new positions and promotions. The county departments are also responsible for providing a list of the budget contacts and the personnel who will be responsible for their budget entry.

The county departments are required to return all budget documentation by a deadline date. This is to allow sufficient time for the Finance Department and the Human Resources Department to complete the staffing budget process. Requests for positions with a new job title need to be submitted directly to Human Resources. These requests need to include a Job Content Questionnaire. Human Resources will establish the new job class and the corresponding pay grade for these new job titles.

The cost-of-living adjustment (COLA) is determined based on the CPI-W (Consumer Price Index for Urban Wage Earners and Clerical Workers) three month average of July-September of the preceding calendar year and provided by the HR Department. The COLA is factored into the current year salaries for all County approved positions. The COLA adjusted salaries will be the salaries used in the next fiscal year budget. If the BOC decides not to incorporate the COLA, the salaries will be reverted back to the current year salaries.

Increases in salary and supplements for constitutional officers that are mandated by law are determined by the HR department and factored in to determine the salaries to be used in the next year budget. The Human Resources Department also determines any changes to benefits premiums and payroll deductions to be effective for the next year budget.

Increases for COLA, salary increases for constitutional officers, new positions, promotions, and changes in premiums/deductions are entered into the payroll system. Salary and Benefits projections and personnel (FTE) counts are prepared for each department.

Staff (County Administrator, Finance, and Human Resources) meet to discuss the staffing projections and to make recommendations regarding the requests for new positions and promotions. As necessary, the County Administrator meets with the departments that requested new positions and promotions to inform them of the recommendations by Staff.

Staffing requests and recommendations are provided to the BOC. Budget workshops are held between the BOC and the departments to discuss staffing. The BOC makes recommendations on requests for new positions and promotions.

This is an important step in the budget process because the departments will base the remainder of their operating budget requests on their current year positions and the associated costs of new positions and promotions recommended by the BOC. Printouts of staffing budgets are provided to each of the departments.

Also during **Track 1** of the operating budget, the Assistant Director/Controller prepares the

estimated revenue projections for all funds except the Water System who prepares their own. The revenue projections are reviewed by the County Administrator and the CFO and later presented to the BOC.

Track 2 – Other Operating:

The departments receive instructions and all the budget forms necessary to complete track 2 of the budget. The departments are provided data on actual expenditures for the previous two fiscal years, current year adjusted budget, and year-to-date actual expenditures by line-item to aid them in projecting their next year budget requirements.

Department Heads are instructed to be conservative in their budget projections. The departments enter their budgets in the system. Refresher classes are scheduled for staff members on the process of next year budget entry.

Funding requests from the Judicial Circuit and other outside agencies are received by the deadline date. These budgets are entered by the Finance Department.

At a predetermined deadline date, budget entry beyond this point is done only by the Finance Department. Any changes or adjustments from the departments need to be submitted directly to the Budget Officer and agreed on by the CFO.

All requests for operating funding are finalized. The Finance Department prepares the reports to provide to the County Administrator. The County Administrator meets with the departments to discuss their operating budget requests. The County Administrator makes recommendations and the operating budget is adjusted accordingly.

The recommendations are finalized and the recommended operating budget is provided to the BOC. The departments are also provided with their recommended operating budgets. The Board of Commissioners conducts budget workshops with the departments. The BOC makes recommendations.

The budget is adjusted according to the BOC recommendations to produce a balanced budget proposal. The proposed budget is advertised one week prior to the first public meeting. Two public meetings are conducted to allow the citizens an opportunity to speak with the Board regarding the budget proposal.

The Board of Commissioners takes official action to adopt the budget. The budget is adopted by resolution and it becomes effective with the start of the new fiscal year, July 1st.

II. RESERVE FUND POLICY

PURPOSE

The county will maintain a sufficient working capital reserve in the general, fire, EMS, and E911 funds to help offset economic downturns, provide sufficient working capital, and provide for sufficient cash flow for current financial needs. In addition, the county will maintain an emergency fund reserve in the general fund.

POLICY

There shall be a consistent and uniform process for maintaining working capital and emergency fund reserves for Fayette County.

PROCEDURES

The county will maintain a working reserve equal to at least three months of the fund appropriations budget for the general, fire, EMS, and E911 funds. This amount will be maintained as stabilization funds in the committed fund classification, except for E911 which will be maintained within the restricted fund classification. These reserves shall be created and maintained to provide the capacity to:

1. Offset significant economic downturn and the revision of any general government activity;
2. Provide sufficient working capital; and
3. Provide a sufficient cash flow for current financial needs at all times without short-term borrowing.

To be able to use funds that are committed for stabilization, the Board of Commissioners must take formal action to release funds. This type of action will only be taken when failure to take such action would result in a negative position for the unassigned fund balance.

In addition to the working capital reserves, the county will also maintain a \$2 million emergency funding in the assigned fund classification. The emergency funding will only be used for a declared state of natural disaster. The funds will not be released without formal action of the Board of Commissioners.

The county will also maintain reserves in compliance with all debt service requirements to maintain bond ratings and the marketability of bonds. The county will develop capital reserves to provide for normal replacement of existing capital plant and additional capital improvements financed on a pay-as-you-go basis.

III. INVESTMENT POLICY

PURPOSE

The purpose of this policy is to provide guidelines for the investment of funds that are not needed immediately to pay current obligations.

This policy will be used so that funds not needed for immediate cash will be invested in a way

that (1) safeguards the principal, (2) provides the liquidity required to meet financial obligations in a timely manner, and given these two goals, (3) provides the best return on investment.

POLICY

There shall be a consistent and uniform process for the investment of Fayette County funds not needed for immediate cash.

PROCEDURES

The first and foremost consideration in choosing investments is security. To reduce the risk of loss because of the failure of any financial institution, depository, broker, or dealer the county will 'pre-qualify' these entities prior to investing funds with them. Qualification will include, as appropriate, an audited financial statement demonstrating compliance with state and federal capital adequacy guidelines, proof of certification by a recognized association, proof of state registration, and evidence of adequate insurance coverage. The investment portfolio will be diversified in order to reduce the impact of potential loss from any one type of security or individual issuer. Risk of interest loss will be reduced by assuring that security maturity dates coincide with anticipated cash requirements, and by investing operating funds primarily in short-term securities.

The investments chosen will provide adequate liquidity to meet upcoming cash-flow requirements that may be reasonably anticipated. The investment portfolio will be structured so that investment securities mature concurrent with cash needs. In order to respond to unanticipated cash needs, investments will include securities with good resale markets, such as the local government investment pool.

While taking care to assure that security and liquidity needs are met, investments will be made in a way that can be expected to produce a reasonable return on investment. Meeting all three of these goals at once will mean that the majority of investments are in relatively low-risk securities, which will earn a fair return relative to the risk assumed. Investments will be diversified by maturity, issuer, and class of security in order to help meet these goals.

In compliance with Georgia Code Section 36-82-7, the county will invest bond issue proceeds only in the following:

1. The local government investment pool.
2. Bonds or other obligations of the State of Georgia, or any county municipal corporation, or other political subdivision of the state.
3. Bonds or other obligations of the United States, or subsidiary corporations which are fully guaranteed by the government.
4. Obligations of agencies of the United States government which are issued by the Federal Land Bank, the Federal Home Loan Bank, the Federal Intermediate Credit Bank, for the Central Bank for Cooperatives.
5. Bonds or other obligations issued by any public housing agency or municipal corporation in the United States, if they are fully secured as to the payment of both principal and interest under an annual contributions contract with the United States government.
6. Project notes issued by a public housing agency, urban renewal agency, or municipal corporation which are fully secured by agreement with the United States government.

7. Certificates of deposit of national or state banks located within the State of Georgia, and which have deposits insured by the Federal Deposit Insurance Corporation.
8. Certificates of deposit of federal savings and loan associations, state savings and loan associations, or state building and loan associations located within the State of Georgia, and which have deposits insured by the Savings Association Insurance Fund of the Federal Deposit Insurance Corporation or the Georgia Credit Union Deposit Insurance Corporation.
9. Securities or other interests in any no-load, open-end management type investment company or investment trust registered under the Investment Company Act of 1940.
10. A common trust fund maintained by any bank or trust company, so long as:
 - (a) Their portfolio is limited to bonds or other obligations of the U.S. government or subsidiary corporations of the U.S. government, which are fully guaranteed by the government,
 - (b) The company takes delivery of collateral either directly or through an authorized custodian,
 - (c) The company is managed in such a way as to maintain its shares at a constant net asset value, and
 - (d) Securities in the company are purchased and redeemed only through the use of national or state banks having corporate trust powers and located within Georgia.

As authorized by Georgia Code 36-83-4, the county may invest any money within its control (other than bond issue proceeds) in any of the following, in order to achieve the goals of security, liquidity, and return on investment:

- (a) The local government investment pool.
- (b) Obligations of this or other states.
- (c) Obligations issued by the United States government.
- (d) Obligations fully insured or guaranteed by a U.S. government agency.
- (e) Obligations of any corporation of the U.S. government.
- (f) Prime bankers' acceptances.
- (g) Repurchase agreements
- (h) Obligations of other political subdivisions of the state.

The Finance Department will prepare a quarterly investment report to be submitted to the County Administrator and the Board of Commissioners. The report will include a list of individual securities held at the end of the quarter, average weighted yield-to-maturity on investments, maturity dates of investments, and the percent of the portfolio which each type of investment represents.

IV. DEBT MANAGEMENT POLICY

PURPOSE

The purpose of this policy is to provide guidelines for issuing debt for the county. This policy will be used as a framework to ensure the county will meet its obligations in a timely manner, for public policy development, and for managing the capital improvement program.

POLICY

There shall be a uniform and consistent process in debt issuance for Fayette County.

PROCEDURES

Fayette County's debt management policy is designed to be fiscally conservative enough to safeguard the resources entrusted to it, yet flexible enough to use the most appropriate financing mechanisms as conditions and needs change.

In issuing, managing, and retiring debt, the county will abide by relevant provisions in the Georgia Constitution and codified law. As used in the state constitution, the term 'debt' means a fiscal liability not to be discharged by taxes levied within the year in which the liability is undertaken (Attorney General Opinion 75-19). Before incurring any bonded indebtedness, an analysis will be completed that shows anticipated annual tax collections will be sufficient to pay the principal and interest within 30 years.

To facilitate use of this policy in financial administration and management, it is divided into sections pertaining to: debt limit, debt structure, debt issuance, and debt management.

1. Debt Limit - Article IX of the state constitution sets legal limits on the maximum allowable amount of debt. In compliance, the county's total debt will not exceed 10% of the assessed value of all taxable property within the county.

Any proposed debt will be coordinated with the multi-year comprehensive plan and capital improvement program, and will reflect the priorities identified in the plans.

The county will use voter-approved general obligation debt to fund general purpose public improvements which cannot be financed from existing funding streams. Long-term debt will not be used to pay for on-going costs. Analysis of the feasibility of issuing debt for a capital project will consider ability to fund future operating, support, and maintenance costs.

A major consideration in issuing debt is affordability. To develop an indication of county residents' ability to absorb additional debt, the following ratios will be considered:

- a. Current debt per capita for the county
- b. Per-capita debt as a percent of per-capita income
- c. Debt service as a percent of current general fund revenues
- d. The ratio of debt to taxable property value

An analysis of revenue and expense trends will also be completed to provide an indication of the county's ability to repay the debt into the future.

2. Debt Structure - Debt will be financed for a period not to exceed the useful life of the capital improvements or other benefits derived, but in no event shall it exceed 30 years.

Debt will not be used when pay-as-you-go funding is available. If the direct users of a county service can be readily identified, consideration should be given to their paying for the services they receive through fees, assessments, or other appropriate charges.

Revenue bonds will be used to finance enterprise systems or other undertakings where appropriate. Since revenue-bond debt is paid out of revenue derived from the undertaking, and is not considered a debt of the county in state law, care will be taken to assure that anticipated revenues will meet principal and interest payments as they come due. In compliance with the

state constitution, the county will not exercise the power of taxation for paying any part of the principal or interest of revenue bonds, nor will it pay revenue bond obligations out of general revenues or with revenue sharing funds.

The county will operate in a fiscally conservative way that best preserves and safeguards its citizens' resources. Toward this objective, the favored type of debt instrument will normally use fixed rates of interest.

Debt with variable-rate interest payments should not be used unless it can be clearly documented that it will provide the best alternative for debt financing, taking care to consider the total cost of issuing, monitoring and managing this type of debt. If used, the county's variable-rate debt will not exceed 20% of total debt, unless benefit to the county's taxpayers is clearly documented.

The county will not use derivatives or other alternative financing for speculative purposes. Alternative financing products will be used only with approval of the Board of Commissioners, and only for appropriate objectives, such as debt savings due to market conditions, better management of assets and liabilities, reduced interest rate risk, or improved cash flow. Any consideration of using derivatives will include an analysis of all known or anticipated costs, and all risks such as basis risk, tax risk, counter-party risk, termination risk, liquidity renewal risk, remarketing risk, and credit risk. It should also include an analysis of the county's ability to perform adequate risk management over the life of the obligation. Inasmuch as variable rate debt will not be the prevalent form of financing, the need for alternative financing products like derivatives should be minimal.

In the event that an investment introduces the possibility of an arbitrage rebate liability, the Finance Department will monitor the investment closely. Outside expertise will be acquired to assist with the calculation and determination of rebates due to the Internal Revenue Service, inasmuch as the regulations and calculations are very complex, and any errors could result in significant settlement payments by the county.

Conduit debt involves certain limited-obligation revenue bonds, certificates of participation, or similar debt instruments issued by a county government specifically to provide capital financing for an independent third party, such as a development authority. This does not obligate the county financially. However, the county reserves the right to approve or disapprove a conduit debt issue based on the third-party borrower's creditworthiness, credit rating, or other circumstances that it may deem of significance. The county may also consider how the use of the proposed debt would fit into existing public policy and long-range plans.

3. Debt Issuance - Standard practice will be to sell bond issues through the competitive bid process. There may be times, however, when conditions indicate that a negotiated bid will be more favorable; for instance, if an issue is unusually small, unusually large, or contains complex or innovative features. An evaluation of the method of sale will be done for each bond issue, including an assessment of the different risks associated with each method. Thorough records will be kept that document the process to demonstrate that it was equitable and defensible.

If a negotiated bid is to be used for a bond issue, the competitive process will be used to select an

underwriter, in order to ensure that multiple proposals are considered. Outstanding debt will be reviewed on a routine basis. When there is a demonstrated economic or other benefit, the county should consider initiation of fixed-rate refunding or alternative financing products. In compliance with the Georgia Constitution, refunding debt (other than revenue bonds) will not extend the maturity date beyond the original debt being refunded, and will not increase the original interest rate, without voter approval.

4. Debt Management - The county will ensure that adequate internal controls exist to provide compliance with relevant federal, state or other laws, rules, regulations, and covenants associated with outstanding debt.

For revenue bonds supported by enterprise funds, an annual analysis will be completed to ensure fees, rates, or other enterprise revenue are sufficient to meet debt service requirements.

Note: For guidance on investment of bond proceeds, please see the Fayette County investment policy.

V. PURCHASING CARD POLICY

PURPOSE

The purpose of this policy is to provide guidelines by which Fayette County employees can participate in a purchasing card program as an efficient and cost effective means to purchase job-related goods and services.

POLICY

This policy will apply to all employees participating in the purchasing card program and is intended to provide flexibility to make small dollar purchases as well as travel arrangements and seminar/conference reservations when needed. The purchasing card program is intended to reduce the use of petty cash and small dollar purchase orders. Goods requiring solicitation of bids should be directed to the Purchasing Department.

Note: The policy and procedures herein do not apply to the Sheriff's Office when using confiscated funds for such purchases.

PROCEDURES

A. Issuance of P-Cards

Purchasing cards shall be issued to employees only by the direction of their Department Head. Elected Officials and the County Administrator may request cards for themselves. P-Cards shall be surrendered and accounts closed upon termination of employment with the

County for any reason.

B. Transaction Limits

The following limits shall apply in regards to purchases made with County P-Cards:

1. Dollar limit per transaction - \$500
2. Billing cycle dollar limit - \$5,000

Transactions for travel such as hotel stays covering multiple days which exceed \$500 must be approved by the Department Head prior to travel.

Other transactions not meeting the limits outlined within this policy must be approved by the County Administrator prior to purchase.

C. Purchases

Under no circumstances is a purchasing card program participant permitted to use the P-Card for personal purchases. All P-Card transactions shall be related to official County business.

Purchases shall not be split to stay within the limits established.

Allowable purchases include, but are not limited to, employee travel and training, seminars, professional membership dues, building supplies, cleaning supplies, vehicle or computer parts, safety supplies, shipping/postage, office supplies and emergency purchases.

Prohibited purchases include, but are not limited to, alcoholic beverages, cash advances, gifts, gift cards, legal services, medical services, computer hardware and software, personal items and unbudgeted items. In the case of non-travel meals, expenses should be limited to the following events:

1. A meeting hosted by the County Administrator or the Board of Commissioners.
2. A meeting required by law or authorized by a department director which is anticipated to last more than four (4) hours and which, is scheduled through normal meal times.
3. A business meal with someone other than another County official or employee in order to discuss a specific item of county business. Receipts are required for such meals and should detail the nature of the meeting and the number of attendees.

D. Roles and Responsibilities

1. *P-Card Program Administrator* will serve as the liaison with the Bank handling the County's program by coordinating the issuance of cards, maintaining card limits, cancelling cards as necessary and ensuring balances due are paid in a timely manner. The Program Administrator will also monitor the timely receipt from departments of the transaction logs, record each transaction within the accounting system, publish the annual

due date schedule for completed transaction logs, assist in maintaining the program policy and procedures, provide training as needed, any preform any other task related to the P-Card program as assigned by the CFO.

2. ***P-Card Holder or Department Designee*** as assigned by the Department Head will be responsible for securing account numbers, expiration dates, and security codes for all purchasing cards assigned to self or to the Department, ensuring only job-related goods or services allowed under the P-Card program are purchased and the purchasing card bi-weekly billing statement is reconciled. The reconciliation will be considered complete when a completed transaction log is submitted to Finance by the scheduled due date with an itemized receipt or invoice for each transaction attached confirming state sales tax has not been charged (exception-meals). The transaction log must be signed by the cardholder or department designee and the Department Head.
3. ***Department Heads/Elected Officials*** are responsible for determining which employees will be issued a purchasing card, notifying Finance when such employee terminates employment with the County, approving and signing each billing statement transaction log for their department's purchases and verifying funds are available in the department's budget. In addition, any suspected abuse should be reported to the CFO immediately.

E. Audit

The Finance Department Accounting Analysts will review their departments' P-Card transaction logs and verify the receipts submitted did not charge sales taxes (exception-meals), the amounts charged reconcile to the billing statement and the accounting codes assigned are accurate.

The CFO or their designee will conduct a bi-weekly audit to verify the spending activity relative to the established guidelines and compliance with the P-Card policy. The audit will be no less than ten percent (10%) of the number of cards with activity but no less than two (2) cards. The selection process will be based on a random selection process using RANDOM.ORG.

The County Administrator, CFO and assigned financial analyst will conduct spot audits of all transactions that warrant a further review or explanation.

F. Violations

Failure to comply with the P-Card policy will be considered a violation of the program with the follow actions and / or disciplinary action as appropriate.

- 1st Violation 30 day P-card suspension
- 2nd Violation Removal from the P-card program

VI. REPLACEMENT OF VEHICLES, HEAVY EQUIPMENT, AND OTHER ASSETS

PURPOSE

Fayette County owns and uses vehicles, road-construction and other heavy equipment, tractors, trailers, and similar assets in conducting county business. This policy and procedures section is designed to produce the desired outcomes of:

- Predictability in establishing annual budgets for asset replacement.
- Predictability for the Departments in planning replacement and use of assets.
- Minimized wait times between identifying the need to replace an asset and receipt of the new asset.
- Conservation of tax dollars by achieving optimum useful life from each asset.
- Enabling employees to conduct county business by providing appropriate equipment.

POLICY

Vehicles, heavy equipment, tractors, and similar assets will be purchased, maintained, used, and retired in a manner that provides the best return on investment. The policy for replacement of these classes of assets is designed to accomplish this goal, while assuring that appropriate equipment is available to effectively conduct county business.

Note: Except as otherwise noted, this policy does not pertain to assets acquired with federal or state seizure funds, property obtained through the Georgia Emergency Management Agency's 1033 Excess Property Program, or other non-county resources. Assets used by Water System and Solid Waste will be replaced with enterprise funds, but will follow the process set forth in this policy.

PROCEDURES

A. Funding for Asset Replacement - A sinking fund shall be established and maintained for the systematic, timely replacement of vehicles, road machinery, tractors, trailers, and similar assets. This will be a reserve account, with the fund balance carried forward each fiscal year.

As part of the annual budget process, the Finance Department will recommend an estimated amount to be added to the fund. Proposed amounts will be based on an annuity that will enable relatively consistent amounts to be added to the sinking fund each year.

The fund will consist of two amounts:

- 1) The annuity balance designated to replace vehicles and other assets, as approved by the Board of Commissioners during the annual budget process.
- 2) An amount to be used for unexpected or infrequent events, such as damaged or wrecked vehicles. This portion of the fund can be used to compensate departments for actual losses sustained, such as insurance deductibles or repairs that insurance has not covered, upon approval of the Board of Commissioners.

B. Criteria for Replacement - County departments should use assets until it is no longer advantageous to keep them, due to economic, obsolescence or other reasons. Guidelines as to expected useful life of assets have been established using age, mileage or both as criteria, as appropriate. The guidelines assume proper maintenance and repair of the assets.

Guidelines for replacement of vehicles are based on mileage and age, as follows:

- | | |
|---|---------------------------|
| 1) Emergency / pursuit sedans, trucks, & SUV's | 100,000 miles or 5 years |
| 2) Other sedans and sport-utility vehicles | 150,000 miles or 7 years |
| 3) Pickup trucks, vans | 150,000 miles or 10 years |
| 4) Dump trucks | 120,000 miles or 10 years |
| 5) Ambulances | 250,000 miles or 10 years |
| 6) Fire apparatus (front-line service) | 15 years |
| 7) Fire apparatus (reserve – after 15 years front-line) | 5 years |
| 8) Brush units / BFP units | 10 years |
| 9) Rescue Units | 15 years |

Guidelines for other assets covered under this policy are:

- | | |
|---|----------|
| 10) Backhoes, bush hogs, compactors, drum rollers, hay blowers, loaders, rollers, sand & salt spreaders, tack distributors, track hoes, large tractors, and similar equipment | 15 years |
| 11) Dozers, graders, pan scrapers, skid steer loaders, soil compactors, and similar equipment. | 20 years |
| 12) Trailers | 15 years |
| 13) Grounds equipment, mowers, tractors, attachments | 7 years |

Replacement guidelines for other assets that do not fit these descriptions will be established on a case-by-case basis as needed.

Assets included in Categories 1-11 above will be placed on consent agendas after consideration and approval by the Vehicle Replacement Committee, as described in Part E below. Assets included in Categories 12-13 will not need to go through the Vehicle Replacement Committee for replacement; instead, they can be replaced as approved in the budget development and approval process.

C. Maintenance and Care of Assets - The department head who is custodian for an asset will be responsible for maintaining it in good repair and working condition until it is replaced. Records should be kept by each department to document regular maintenance and reasonable care that preserve the utility of each asset.

The county's Fleet Maintenance operation is available for most maintenance and many types of repairs. The Sheriff's Department is invited to use this service, especially in instance when they will realize an economic or other benefit. Other departments and offices are to use Fleet Maintenance to repair, maintain and preserve their vehicles or heavy equipment.

D. Authorized vehicle colors - The color of a county vehicle helps citizens to quickly identify its official purpose. All newly acquired vehicles will be white, with the official logo of the acquiring department, with the following exceptions:

- 1) The Sheriff has authority to determine the color(s) of the vehicles used by the Sheriff's Office.

- 2) Vehicles used by the Marshal's Office will be black.
- 3) Fire and Emergency Medical Services vehicles will be red, or red with white.
- 4) The vehicle used by the Constable will be beige or a similar color.

Any other color exceptions must be approved by the County Administrator prior to acquisition of the vehicle. When a vehicle is transferred from one department to another, if it is not the authorized color for the receiving department, it must be painted the authorized color.

E. Replacement Planning - The Finance Department will coordinate development of an annual projection of assets that will meet the guideline criteria for the upcoming fiscal year. The Finance Department will prepare a spread sheet that identifies, based on available information within the asset inventory system, all of the assets that will meet replacement guidelines at the beginning of the upcoming fiscal year. The Finance Department will forward the draft document to other departments, who will update mileage or other data as needed, and return it to the Finance Department. The finished document will be used for planning and budget purposes, to increase the level of predictability in establishing annual contributions to the sinking fund, and to assist departments in planning for asset replacement.

Timeframes and deadlines for this document will be established by the Finance Department each year in order to include the information in the overall budget development process.

F. Replacement Process - After an asset meets the guideline criteria for replacement, or when it is expected to do so in the upcoming quarter, the department to which the vehicle is assigned will be responsible for obtaining an inspection by Fleet Maintenance. The Director of Fleet Maintenance will determine if the asset can be economically repaired and returned to duty, or if it should be retired from its present use for safety, economic, or other concerns. If the asset can no longer be appropriately used in its present capacity, the Director of Fleet Maintenance will recommend whether the county should retire the asset, or use it in another capacity. The recommendation will consider the estimated remaining useful life, cost to maintain, anticipated downtime, or any other pertinent facts.

A standing Vehicle Replacement Committee shall consist of:

- the Finance Director or designee(s)
- the Fleet Maintenance Director
- the Chief Marshal
- a representative of the Sheriff's Department
- any other person(s) as decided by the County Administrator

The Committee shall be chaired by the Finance Director or designee. Its primary purpose will be to recommend replacement, re-assignment, or other disposition of vehicles, heavy equipment, tractors, trailers, and similar assets, as requested by department heads.

The Chair of the Vehicle Replacement Committee will schedule quarterly meetings to consider recommendations for asset replacement. Assets will be considered (1) which have met the criteria for replacement, or are anticipated to do so in the upcoming quarter and (2) which have been inspected by Fleet Maintenance prior to the meeting date. The Committee Chair will

consider proposals from the Sheriff's Department, Fleet Maintenance, or others regarding the scheduling of meetings to take advantage of manufacturers' production or delivery schedules, urgency of replacing the vehicles, or other considerations.

The Fleet Maintenance Director will bring documentation to Committee meetings that will facilitate the process of developing recommendations for vehicle replacement. The documentation will include the results of the Fleet Maintenance inspection, plus any other observations or information that will be needed to make a good recommendation.

Documentation should also note any attachments or components that can economically be removed from the old asset and reassigned to a new one.

The head of the department that owns the asset, or his / her designee, will be a participant in the called meeting, and will provide information as needed by the Committee. The department's representative will provide a list of proposed purchases to replace the asset(s), including any additional components, attachments, or other add-on equipment.

NOTE: The following distinctions are provided to clarify what types of items should be included in an asset replacement proposal, and what types of items should be a separate purchase decision. For this purpose, two categories of property are considered:

1) **Attachment** – tangible property that is usually actually attached to the “parent” asset (e.g. automobile or truck), and they function as one piece of equipment. In general, an attachment should:

- a. Have the same person responsible for the parent asset and the attached item.
- b. Be financially depreciated in the accounting records with the parent asset.
- c. Plan to be disposed of with the parent asset or removed and transferred to a

different parent asset later.

Examples of attachments would include decals, light bars, push bumpers, headlight flashers, or prisoner cages. Although some of these items are often used in more than one vehicle, it is not administratively or financially advantageous to tag, inventory, depreciate and track these items separately.

2) **Component** – tangible property that is related to, but not an integral part of, another asset. Generally, a component will:

- a. Be able to function away from the parent asset, either as a stand-alone unit or with another parent.
- b. Be financially depreciated (if applicable) separately from the parent asset.
- c. Be inventoried and tracked separately from the parent asset.
- d. Ordinarily be disposed of separately from the parent asset.

Examples of components include 800 MHz radios, digital video cameras, or shotguns.

The department head should request any attachment items along with a new “parent” asset. Component items will be part of a separate purchasing decision process and, in general, should be considered as part of the annual budget development process, apart from vehicle or other “parent” asset replacement.

After the Vehicle Replacement Committee has voted to recommend replacement of an asset, the Finance Department will prepare a consent agenda request for the Board of Commissioners' consideration. The request will include the proposed type and cost of the replacement vehicle or other asset, as well as any attachments or other proposed expenditures that are not part of the requesting department's existing Maintenance and Operating budget.

In order to assure that insurance, asset security, and overall accountability are maintained, acquisition or retirement of assets will be addressed by the Board of Commissioners through the consent agenda process as follows:

1. Acquisition of assets:

(a) The Board of Commissioners will give prior approval to the acquisition of any asset that falls within the scope of this policy, whether purchased with county funds, or with enterprise funds such as water system or solid waste disposal revenues.

(b) Assets that are available as a result of federal or state seizure or similar program may be acquired through the court process. To assure that assets are properly insured, registered and titled within timeframes allowed, the Finance Department will need to be notified within two weeks of acquisition.

(c) For the reasons enumerated in (b) above, the Sheriff's Department will need to notify the Finance Department of assets purchased through use of resources derived from sources such as federal or state seizure programs (e.g. cash or trade-ins) within two weeks of acquisition. This will enable the Finance Department to assure that vehicles are properly insured, registered and titled within time frames allowed.

2. Disposal of assets:

(a) The Board of Commissioners will give prior approval to the disposal of any asset that falls within the scope of this policy, and which was purchased with county funds or enterprise funds.

(b) The Board of Commissioners must authorize the Finance Department to take necessary actions associated with the disposal of assets acquired through federal seizure, state seizure, or similar programs. This includes, but is not limited to, such steps as transfer of confidential license tags from an old vehicle to a new one, removing an asset from the county's inventory records, or properly recording financial transactions (e.g. monthly depreciation schedules). So that the county can properly execute these types of transactions, the Sheriff's Department agrees to notify the Finance Department of disposal of federal seizure, state seizure, or similar assets within two weeks of such disposal.

FAYETTE COUNTY, GEORGIA
ACCOUNTING, AUDITING, AND FINANCIAL REPORTING

1. An independent audit in compliance with Generally Accepted Audit Standards will be performed annually by a qualified external auditor in accordance with Georgia Code Section 36-81-7 and Section 14 of Article II of the Fayette County Code.
2. Fayette County will prepare a Comprehensive Annual Financial Report (CAFR) in accordance with Generally Accepted Accounting Principles (GAAP) for governmental entities. The County will strive to prepare the Comprehensive Annual Financial Report to meet the standards of the GFOA Certificate of Achievement for Excellence in Financial Reporting Program.
3. Fayette County will establish and maintain a high degree of accounting practices. Accounting records and systems will conform to Generally Accepted Accounting Principles.
4. Fayette County will maintain accurate records of all assets to ensure a high degree of stewardship of public property.
5. Fayette County will develop an ongoing system of financial reporting to meet the needs of the Board of Commissioners, the County Administrator, Department Heads, and the general public. Reporting systems will monitor the costs of providing services wherever possible. The reporting systems will also promote budgetary control and comparative analysis.
6. Fayette County will follow a policy of full disclosure on its Financial Reports.

FAYETTE COUNTY, GEORGIA MEASUREMENT BASIS

Basis of Accounting - used in the Comprehensive Annual Financial Report (CAFR)

The term “*basis of accounting*” refers to that point in time when revenues and expenditures are recognized in the accounts and reported in the financial statements. Basis of accounting relates to the timing of the measurements made, regardless of the particular measurement focus being applied.

Governmental Funds are used to account for the County’s general government activities. Governmental funds use the **modified accrual basis of accounting**. Revenues are recognized when susceptible to accrual (i.e. when they are “measurable and available”). “Measurable” means the amount of the transaction can be determined and “available” means collectible within the current period. Expenditures are recorded when the related liability is incurred.

Proprietary Funds use the **accrual basis of accounting**. Revenues are recorded when earned and expenses are recorded when the related liability is incurred. Proprietary funds distinguish operating revenues and expenses from non-operating items.

Fiduciary Funds account for assets held by the County in a **trustee capacity** or **as an agent** on behalf of others. These funds are custodial in nature and do not present results of operations or have a measurement focus.

Basis of Budgeting

Governmental Funds use the **modified accrual basis of accounting**. Revenues are recognized when susceptible to accrual (i.e. when they are “measurable and available”).

Proprietary Funds use the **cash basis of accounting**. Revenues are recorded when received and expenses are recorded when paid. There is no distinction between operating and non-operating items.

Fiduciary Funds are not included in the budget.

Basis of Accounting and Basis of Budgeting – Differences

1. All funds are included in the CAFR. Not all funds are included in the budget. Budgets are not prepared for fiduciary funds and internal service funds, except for the Vehicle/Equipment fund.
2. Depreciation and amortization expense for proprietary funds are included in the CAFR. These are not included in the budget.
3. Enterprise funds use the accrual basis of accounting in the CAFR and use the cash basis in the budget.
4. The results of operations of component units are included in the CAFR. These are not included in the budget.

FAYETTE COUNTY, GEORGIA BUDGET AMENDMENTS

Each year, an annual budget is formulated which represents the County's plan for expending its anticipated revenues during the upcoming fiscal period. When the budget is adopted at the end of June each year, it is at that point in time, management's best estimate as to the most efficient allocation of financial resources to meet the service needs of the community. Even then it is recognized that amounts originally adopted can be affected by the occurrence of unanticipated revenues and/or expenditures or the need to transfer appropriations among funds or among departments. Original appropriations are then amended by transferring funds. This will bring line-items within a new "Revised" budget amount.

There are two classes of budget adjustments: *amendments* that need to be approved by the Board of Commissioners and *transfers* between line-items that only need approval by county management.

Budget Amendments need to be approved by the Board of Commissioners:

1. Changes in appropriations at the legal level of control (department level), whether accomplished through a change in anticipated revenues in any fund or through a transfer of appropriations among departments, shall require the approval of the Board of Commissioners.
2. Changes in appropriations of capital projects shall require the approval of the Board of Commissioners.
3. Any transfer of appropriations from/to salary, benefits and or contingency line-items (if used) shall require the approval of the Board of Commissioners.

Procedure for amendments – the requesting department will prepare a Consent Agenda Item to be presented to the Board of Commissioners for approval. After approval by the Board of Commissioners, the Finance Department will enter the budget amendment in the financial system.

Budget transfers need only approval by county management:

1. Reassignment of resources among line-item expenditures (except salary, benefits, and contingency) within a department's approved budget requires only approval by the Department Head. This should be a reassignment of funds that does not change the department's total approved appropriations.

Procedure for transfers – the Finance Department submits to the departments YTD Budget reports identifying line-item expenditures that are over budget. The Department Head then submits a *Request to Transfer Funds* form to the Finance Department listing the line-item(s) from where the funds will be transferred to bring these line-items within budget. The transfer(s) are entered in the financial system by the Finance Department.

Budget amendments and transfers change original line-item appropriations. The net effect of increases and decreases is shown as an adjustment that results on a new "Revised" budget amount.

FAYETTE COUNTY, GEORGIA
BUDGETED FUNDS
(As of 6/30/2017)

Governmental Funds

100 - General Fund

Special Revenue Funds

- 205 - Law Library Surcharge
- 214 - State Court - DUI Court
- 215 - Emergency 911
- 216 - Jail Surcharge
- 217 - Juvenile Supervision Surcharge
- 218 - Victims Assistance Surcharge
- 219 - Drug Abuse & Treatment
- 270 - Fire Services
- 271 - Street Lights
- 272 - Emergency Medical Services

Capital Projects Funds

- 372 - Capital Projects
- 375 - Capital Improvement Program

Enterprise Funds

- 505 - Water System
- 508 - Stormwater Management
- 509 - Stormwater Projects
- 540 - Solid Waste
- 545 - Solid Waste CIP

Internal Service Funds

610 - Vehicle/Equipment

FAYETTE COUNTY, GEORGIA FUND TYPES

Governmental funds are used to account for all or most of a government's general activities, including the collection and disbursement of earmarked monies (i.e., special revenue funds). Governmental funds are accounted for using a current financial resources measurement focus. All governmental fund types use the modified accrual basis of accounting. Governmental funds include the *General Fund*, *Special Revenue Funds*, and *Capital Projects Funds*.

1. ***General Fund*** is the County's primary operating fund. It accounts for all financial resources of the general government, except those required to be accounted for in another fund. Principal sources of revenue are property taxes, sales & use taxes, and charges for services. Primary expenditures are for public safety, general government, judicial system, and public works.

2. ***Special Revenue Funds*** account for resources legally restricted to expenditures for specified current operating purposes. The focus of Special Revenue Fund accounting is on sources and uses of "available spendable resources" rather than on costs of services. They are accounted for on a spending measurement focus using the modified accrual basis of accounting. The following are Special Revenue Funds used by the County:

a) ***Emergency 911*** – to account for revenues generated by a telephone usage surcharge used to operate and maintain an emergency 911 telephone communications and dispatch center.

b) ***Emergency Medical Services*** – to account for emergency services provided within the EMS tax district. Financing is derived principally from a special tax levy against property owners.

c) ***Fire Services*** – to account for fire protection provided within the fire district. Financing is derived principally from a special tax levy against property owners.

d) Other Special Revenue Funds derive their revenue from fine surcharges that are broken down into various specific County functions including *Juvenile Supervision*, *Victims Assistance*, *Drug Abuse and Treatment*, *Law Library*, *Jail Surcharge*, and *State Court – DUI Court*.

e) ***Law Enforcement Confiscated Monies (L.E.C.M.)*** – to account for monies confiscated under Federal and Georgia law by Fayette law enforcement officers related to controlled substance offenses. The Federal monies come from both the Department of Justice and Department of the Treasury. This money is restricted and must be used to enhance law enforcement efforts such as to defray the costs of complex investigations, to purchase equipment and to fund training for staff of the Sheriff's department.

f) ***Street Lights*** – to account for revenues generated by user charges for maintaining street lights.

3. ***Capital Projects Funds*** – to account for the acquisition of fixed assets or construction of capital projects not being financed by proprietary fund types. These are discussed in detail in the Capital Budget section of this document.

Proprietary funds are used to account for activities similar to those found in the private sector. Proprietary funds use the accrual basis of accounting. There are two types of proprietary funds:

Enterprise funds and Internal Service funds.

1. ***Enterprise Funds*** are used to account for operations that are financed and operated in a manner similar to private business enterprises – where the intent of the government is that the costs of providing goods or services to the general public on a continuing basis be financed or recovered primarily through user charges. Fayette County uses the following Enterprise Funds:

a) ***Water System Fund*** – The County uses a Water System Enterprise Fund to account for the provision of water services to the residents of the County. All activities necessary to provide such services are accounted for in this fund, including, but not limited to, administration, operations, maintenance, financing and debt service, and billing and collection.

b) ***Solid Waste*** – The Georgia Comprehensive Solid Waste Management Act requires the County to report to the Department of Community Affairs the total cost of providing solid waste management services and to disclose this information to the public. All activities necessary to provide such services are accounted for in this fund, including, but not limited to, administration, operations, maintenance, and landfill charges.

c) ***Stormwater Management*** – a new fund implemented in January 2012 to account for expenditures incurred in the compliance with environmental regulations and the performance of effective operation, maintenance, and replacement of drainage systems in the unincorporated county; and revenues derived from fees charged to users based on the amount of impervious surface of a property.

d) ***Stormwater Projects*** – a new fund to account for projects managed by the Stormwater Management department.

e) ***Solid Waste CIP*** – a new fund to account for projects managed by the Solid Waste department.

2. ***Internal Service Funds*** are used to account for operations that provide services to other departments or agencies of the County, or to other governments, on a cost-reimbursement basis. Fayette County uses the following Internal Service Funds:

a) ***Vehicle/Equipment Fund*** – used to account for the acquisition of vehicles, heavy equipment, and similar assets.

b) ***Worker's Compensation Self-Insurance*** – used to provide resources for payment of workers' compensation claims of County employees.

c) ***Dental/Vision Self-Insurance*** – used to provide resources for payment of employee dental/vision claims.

d) ***Medical Self- Insurance*** – used to provide resources for the payment of medical claims, the cost of the Employee Assistance Program (EAP), and the annual flu shots.

Fiduciary funds are used to account for resources held in a trustee capacity for the benefit of parties principally outside the government. These funds are not reflected in the Government-Wide Financial statements because the resources of fiduciary funds are not available to support the County's own programs. The County holds funds on a trustee capacity or as an agent for the following: Tax Commissioner; Sheriff's Office, Superior Court, State Court, Magistrate Court, Juvenile Court, Probate Court, and Griffin Judicial Circuit.

Budgeted - Fund Types, Funds, Functional Areas, and Departments

Fund Type	Fund	Function	Department
Governmental Fund	100 - General Fund	General Government	ADMINISTRATION
			BUILDINGS & GROUNDS MAINT
			COMMISSIONERS
			CONTINGENCY
			ELECTIONS
			ENGINEERING OFFICE
			FINANCE
			HUMAN RESOURCES
			INFORMATION SYSTEMS
			LAW DEPARTMENT
			NON-DEPARTMENTAL
			PURCHASING
			TAX ASSESSOR
			TAX COMMISSIONER
Governmental Fund	100 - General Fund	Judicial System	CLERK OF STATE COURT
			CLERK OF SUPERIOR COURT
			DISTRICT ATTORNEY
			GRIFFIN JUDICIAL CIRCUIT - JUVENILE
			GRIFFIN JUDICIAL CIRCUIT - SUPERIOR
			JUDGES, COURT REPORTER
			JUVENILE COURT
			MAGISTRATE COURT
			NON-DEPARTMENTAL
			PROBATE COURT
			PUBLIC DEFENDER
			STATE COURT JUDGE
			STATE COURT SOLICITOR
			Governmental Fund
COUNTY CORONER			
CRIMINAL INVESTIGATION			
EMERGENCY MANAGEMENT			
FIELD OPERATIONS			
JAIL OPERATIONS			
NON-DEPARTMENTAL			
SHERIFF SUPPORT SERVICES			
Governmental Fund	100 - General Fund	Public Works	
			FLEET MAINTENANCE
			PUBLIC WORKS ADMINISTRATION
			ROAD DEPARTMENT
Governmental Fund	100 - General Fund	Health and Welfare	DEPT OF FAMILY & CHILDREN
			FAYETTE COMMUNITY OPTIONS
			FAYETTE COUNSELING CENTER
			FAYETTE COUNTY FAMILY CONNECT
			PUBLIC HEALTH
			SENIOR CITIZENS CENTER
YOUTH PROTECTION (BLOOM)			
Governmental Fund	100 - General Fund	Culture & Recreation	LIBRARIES
			RECREATION
Governmental Fund	100 - General Fund	Planning & Development	CODE ENFORCEMENT SECTION
			COUNTY EXTENSION
			DEVELOPMENT AUTHORITY
			GA FORESTRY COMMISSION
			BUILDING SAFETY
			PLANNING & ZONING
Governmental Fund	100 - General Fund	Debt Service	CRIMINAL JUSTICE CENTER DEBT
Governmental Fund	100 - General Fund	Other Financing Uses	TRANSFER TO OTHER FUNDS

Budgeted - Fund Types, Funds, Functional Areas, and Departments

Fund Type	Fund	Function	Department	
Governmental Fund	205 - Law Library	Judicial System	LAW LIBRARY	
	210 - Confiscated Property - State	Public Safety	CONFISCATED PROPERTY	
	214 - State Court - DUI Court	Judicial System	DUI COURT - STATE CRT JUDGE	
	215 - Emergency 911	Public Safety	EMERGENCY 911	
	216 - Jail Construction Surcharge	Public Safety	JAIL SURCHARGE	
	217 - Juvenile Supervision	Judicial System	JUVENILE SUPERVISION	
	218 - Victims' Assistance	Health and Welfare	VICTIM'S ASSISTANCE	
	219 - Drug Abuse & Treatment	Health and Welfare	DRUG ABUSE & TREATMENT	
	270 - Fire Services	Public Safety	FIRE SERVICES	
		Other Financing Uses	TRANSFER TO OTHER FUNDS	
		271 - Street Lights	Public Works	STREET LIGHTS
		272 - Emergency Medical Services	Public Safety	EMERGENCY MEDICAL SERVICES
		Other Financing Uses	TRANSFER TO OTHER FUNDS	
Capital Fund	372 - Capital Projects	Various functions	VARIOUS DEPARTMENTS	
	375 - Capital Improvement Program	Various functions	VARIOUS DEPARTMENTS	
Enterprise Fund	505 - Water System	Water System	ADMINISTRATIVE - DEBT/FA	
			CUSTOMER SERVICE	
			DISTRIBUTION	
			WATER ADMIN	
			WATER BILLING	
			WATER CROSSTOWN	
			WATER LABORATORY	
			WATER MAINTENANCE	
			WATER MARSHAL	
			WP SO FAYETTE	
Enterprise Fund	508 - Stormwater Management	Stormwater Management	STORMWATER MANAGEMENT	
			Other Financing Uses	TRANSFER TO OTHER FUNDS
Enterprise Funds Projects	509 - Stormwater Projects	Stormwater Management	STORMWATER PROJECTS	
Enterprise Fund	540 - Solid Waste Fund	Solid Waste	SOLID WASTE & RECYCLING	
Enterprise Funds Projects	545 - Solid Waste CIP	Solid Waste	SOLID WASTE CIP	
Internal Service Fund	610 - Vehicle/Equipment	Various functions	VARIOUS DEPARTMENTS	

FAYETTE COUNTY, GEORGIA CAPITAL BUDGET

Policies and Procedures

The **Capital Budget** is part of the Fayette County annual budget and serves as a guide for efficiently and effectively undertaking capital projects for the construction and improvement of infrastructure and public facilities, and for the orderly replacement of existing assets.

As part of the Capital Budget process, Fayette County prepares a **Capital Improvement Program (CIP) Plan**. The CIP plan is a five-year schedule of major capital projects. It includes the funds required for the completion of the projects and the sources for funding these projects. The Capital Improvement Program (CIP) was adopted to assist the county in complying with the Georgia Code. Georgia Code 36-81-3 (b) (2) states that:

Each unit of local government shall adopt and operate under a **project-length balanced budget** for each capital projects fund in use by the government. The project-length balanced budget shall be adopted by ordinance or resolution in the year that the project initially begins and shall be administered in accordance with this article. The project-length balanced budget shall appropriate total expenditures for the duration of the capital project.

The first year of the Capital Improvement Program (CIP) is part of the Capital Budget.

Once the Capital Budget is adopted, the approved appropriation for each capital project is retained, from fiscal year to fiscal year, until the appropriation is expended, the project is completed, or the Board of Commissioners amends the appropriation and approves to transfer the funding to another project(s) or to fund balance. Projects in the remaining four years of the five-year CIP plan are for planning purposes only and are authorized, but not budgeted, until included in an adopted Capital Budget. The five-year Capital Improvement Program (CIP) plan is revised annually to include new projects and revisions to existing projects.

The Capital Budget is part of the annual balanced budget that is adopted by the Board of Commissioners by resolution and becomes effective with the start of the new fiscal year on July 1st.

Capital Expenditures - definition

Capital expenditures are defined as *outlays of at least \$5,000 that result in the acquisition of, construction of, or addition to a capital asset*. Capital assets include different types of property that are owned and used in the operations of the County. Capital expenditures are **assigned unique project numbers** and/or **accounted in a separate fund** to insure accurate reporting of funding and expenditures for each individual capital outlay.

Classification of Projects

Capital project – the acquisition of any asset or construction project with an anticipated cost of \$5,000 to \$49,999 and an estimated useful life of three years or more. Capital projects usually do not require multi-year funding. If a construction project, construction is usually completed during the fiscal year when it was approved.

CIP project – is a major capital project with an anticipated cost of at least \$50,000 and a long estimated useful life. Projects that require multi-year funding are classified as CIP projects. If a construction project, its completion usually takes more than one year.

Funding of Capital/CIP Projects

Fayette County usually funds capital/CIP projects in the following ways:

- 1) **Pay-as-you-go** philosophy that often results in transfers of monies from operating funds as needed on an annual basis;
- 2) **use of debt** such as bonds, certificates of participation, or lease purchase agreements;
- 3) **use of a specific source of revenue other than general revenues** such as grants, impact fees, donations, or the Special Purpose Local Option Sales Tax (S.P.L.O.S.T.);
- 4) **capital projects and CIP projects residual funding** from previously approved projects that have been already completed or from current projects that can be delayed to a future year. The funding in these projects can then be transferred to fund future projects;
- 5) with moneys within the CIP fund that have been designated as **Contingency** funding for projects.

Funds

Fayette County utilizes separate funds to account for capital/CIP projects. These funds are multi-year funds where appropriations are approved for the length of each project. Operating transfers from the various operating funds are made annually, as needed, to these funds. The following are the funds that are used to account for capital/CIP projects:

Capital Projects Fund – used to account for approved **capital projects**. Each project is assigned a unique project number.

Capital Improvement Program – used to account for approved **CIP projects**. Each project is assigned a unique project number.

Other Funds – Water System projects are accounted for in the **Water System CIP fund** and Solid Waste projects are accounted for in the **Solid Waste Fund**. Stormwater Management projects are accounted for in the **Stormwater Projects fund**. The Water System, Solid Waste, and Stormwater Management are enterprise funds that generate their own revenues and fund their own projects. The **Vehicle/Equipment Fund**, an internal service fund, accounts for the acquisition of vehicles and certain types of equipment that are assigned a project number. The

project number serves as a “cost center” to properly account for all expenditures incurred in acquiring and getting the vehicle or the piece of equipment ready for its intended use.

Financial Impact on the Operating Budget

The potential operating impact of capital projects is carefully considered during the Capital Budget process. Requests for capital and CIP projects from the departments should include the estimated impact that these projects will have, if any, on current and future operating budgets. The initial acquisition cost of the project plus any operating expenditures to be incurred over the lifetime of the facility or equipment are reviewed and taken into consideration during the process of budget recommendations, budget proposal, and final budget approval by the Board of Commissioners.

Capital projects that are intended for repairs and/or minor improvements of existing facilities or equipment usually do not carry significant operating impacts. Major capital and CIP projects that are intended for the construction of new facilities, major renovation projects, or the acquisition of expensive equipment, may require additional maintenance and operating expenses, the hiring of new personnel, or the issuance and repayment of debt.

The impact on operations (net of measurable savings) of approved capital and CIP projects was included by the county departments in their operating budget requests and the final FY 2018 approved operating budget (see also table Impact of FY 2018-2022 CIP projects on Operating Budgets at the end of this section).

Major Capital/CIP/Vehicles/Equipment Projects Approved in the FY 2018 Budget

The projects that fall under the **General Government** function, **fourteen (14) projects, total of \$978,395.**

- **Building and Grounds Department, ten (10) projects, \$424,395.**

These are projects for the Stonewall Administrative Building renovations, a walk-in body cooler for the Coroner, Justice Center water heater replacement, Animal Control renovations, field equipment and vehicles for the Building & Grounds department.

- **Information Systems Department, four (4) projects, \$554,000.**

These are projects for a CAD/Spillman Upgrade, system wide consolidation/renovation of equipment, audio visual upgrades at the Justice Center, and the phone system revitalization & conversion.

The projects that fall under the **Judicial** function, **two (2) projects, total of \$28,612.** A copier for the **Juvenile Court, \$7,495** and cubicle replacements for the **Probate Court, \$21,117.**

The projects that fall under the **Public Safety** function, **twenty-eight (28) projects, total of \$5,031,754.**

- **Animal Control Department, one copier, \$7,495.**

- **Emergency Management Department, four (4) projects, total of \$115,547.**

These are projects for EOC-high band antenna, weather warning siren system repairs, AED-countywide, and one vehicle.

- **Emergency Medical Services Department, three (3) projects, \$16,400.**

These are projects for AEDs, protective clothing, and septic system repair.

- **911 Emergency Services Department, HVAC system, \$40,000.**

- **Fire Services Department, nine (9) projects, \$3,885,535.**

These are projects for a new Fire Station 2 to be built in front of the old fire station, repairs to fire stations, SCBA-Breathing apparatus, a fire pumper, mobile data hot spots, and firefighter protective clothing.

- **Sheriff's Office, ten (10) projects, \$966,777.**

These are projects for parking lot repair, Sheriff's office refurbishments, work stations/ monitors/ desks, HVAC equipment replacement, Taser replacement program, and the replacement of twelve vehicles.

The projects that fall under the **Public Works** function, **twelve (12) projects, total of \$356,742.**

- **Road Department, ten (10) projects, \$323,107.**

These are projects are for the Public Works parking lot and fence expansion, salt barn, message board, mobile classroom trailers, field equipment, and two vehicles.

- **Public Works Administration, one plotter, \$5,635.**

- **Environmental Management, update of the future floodplain study, \$28,000.**

The projects that fall under the **Culture and Recreation** function, **sixteen (16) projects, total of \$885,316.**

- **Recreation Department, thirteen (13) projects, \$680,000.**

These are projects for McCurry Park dog park, fence replacements, drainage improvements, Brooks equestrian park, track refurbishment, parking lots repairs, lighting refurbishment, McCurry and Kiwanis parks restroom stalls, and installation of security cameras at various parks.

- **Library, three (3) projects, \$205,316.**

These are projects for the replacement of the library roof, library restrooms renovation, and furniture for the repurposed reference room.

The projects that fall under the **Planning and Development** function, **two (2) projects, total of \$139,665.** These are **Building Safety Department** projects for the SAGE-computer software upgrades and the replacement of one vehicle.

The projects that fall under the **Water System, fourteen (14) projects, total of \$2,646,000.** These projects include new waterlines and waterline extensions, laboratory equipment, camera surveillance systems, processing equipment, control valve, and backwash return elimination CTP and SF systems.

Notes:

The acquisition of vehicles and heavy equipment is included in the operating budget of the Water System, since the Water System pays for these with operating revenue. The following acquisitions are included in the FY 2018 operating budget of the Water System:

Vehicles (5) – \$218,380
Equipment (7) – 150,492
Total \$368,872

Solid Waste also pays for the acquisition of vehicles and equipment with operating revenues. The following acquisition is included in the FY 2018 budget for Solid Waste:

Equipment (1) \$15,000
Total \$15,000

**Capital Budget
Expenditures and Funding
FY 2016 – FY 2018**

The Capital Budget includes the following: Capital projects, CIP projects in the first year of the five-year CIP plan, projects for the acquisition of vehicles and certain types of equipment, Water System CIP projects, Solid Waste CIP projects, and Stormwater Management CIP projects.

--Expenditures by Capital Fund--

Capital Fund	Approved FY 2016	Approved FY 2017	Approved FY 2018
Capital Projects Funds	\$ 19,750	\$ 1,785,284	\$ 362,279
Capital Improvement Program Fund	4,920,955	2,191,706	5,557,036
Water System Fund	3,695,264	840,000	2,646,000
Stormwater Projects Fund	-	291,266	-
Vehicle/Equipment Fund	1,842,684	2,417,553	1,501,169
Total Capital Budget	\$ 10,478,653	\$ 7,525,809	\$ 10,066,484

--Funding by Source--

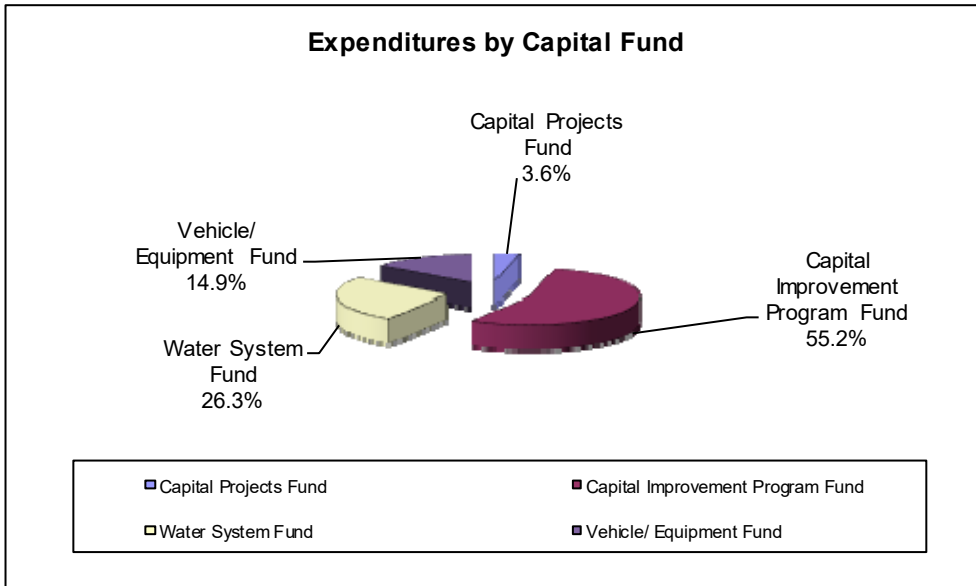
Funding Source	Approved FY 2016	Approved FY 2017	Approved FY 2018
General Fund	\$ 3,417,116	\$ 2,534,196	\$ 292,915
Emergency 911 Fund	-	40,254	-
Fire Services Fund	296,184	428,333	2,084,422
Emergency Medical Services	119,754	111,167	-
Grants	168,000	539,040	-
Capital/CIP Projects Fund	939,651	324,000	3,541,978
Water System Fund - CIP	1,430,000	840,000	2,646,000
Water System Fund - Bond Proceeds	2,265,264	-	-
Stormwater Management Fund	-	291,266	-
Vehicle/Equipment Fund	1,842,684	2,417,553	1,501,169
Total Capital Budget	\$ 10,478,653	\$ 7,525,809	\$ 10,066,484

--Expenditures by Function--

Function	Approved FY 2016	Approved FY 2017	Approved FY 2018
General Government	\$ 1,674,902	\$ 1,734,303	\$ 978,395
Judicial	-	-	28,612
Public Safety	2,358,172	2,954,952	5,031,754
Public Works	1,447,069	1,349,102	356,742
Culture and Recreation	1,284,527	337,400	885,316
Planning & Development	18,719	18,785	139,665
Water System	3,695,264	840,000	2,646,000
Stormwater Management	-	291,266	-
Total Capital Budget	\$ 10,478,653	\$ 7,525,808	\$ 10,066,484

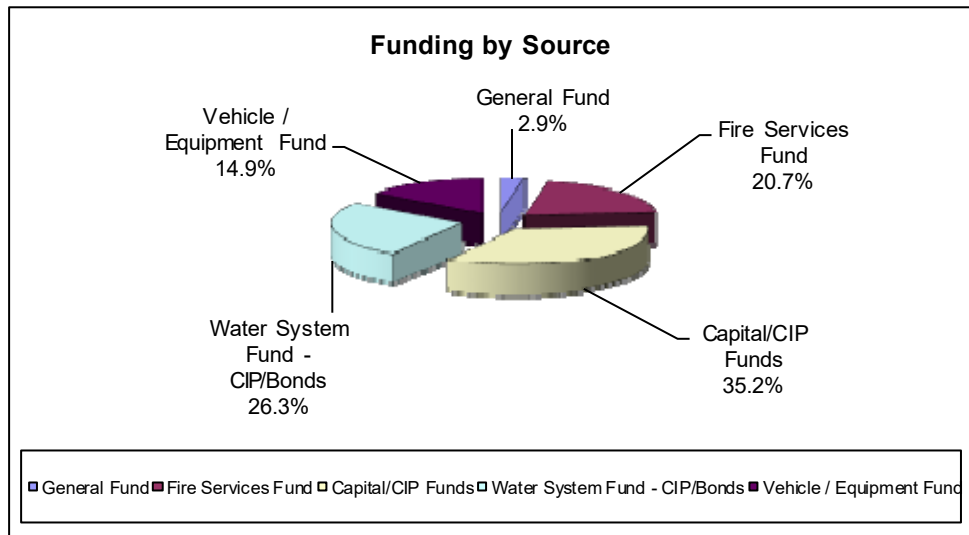
**Capital Budget
Fiscal Year 2018
Expenditures by Capital Fund
Total - \$10,066,484**

Expenditures by Capital Fund	Amount	%
Capital Projects Fund	362,279	3.6
Capital Improvement Program Fund	5,557,036	55.2
Water System Fund	2,646,000	26.3
Vehicle/ Equipment Fund	1,501,169	14.9
Total Capital Budget	\$ 10,066,484	



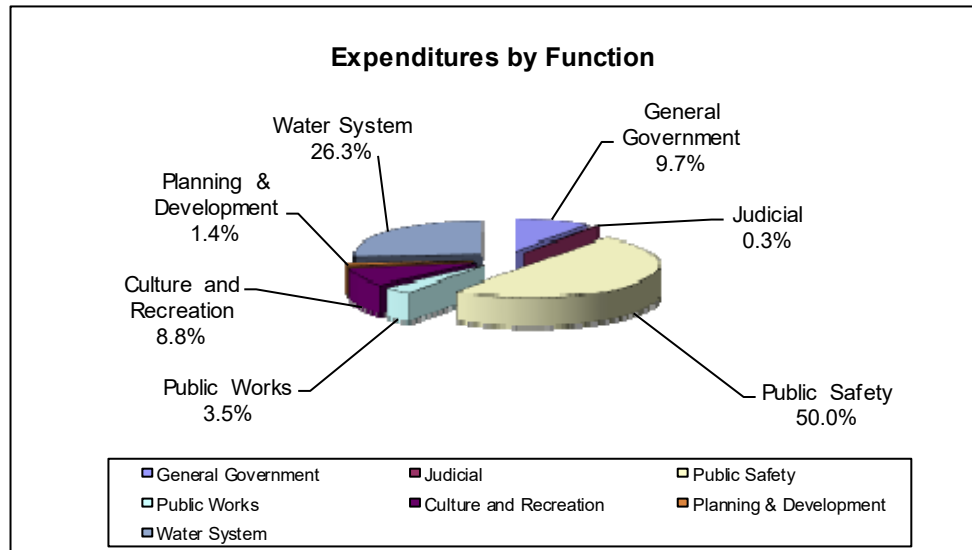
**Capital Budget
Fiscal Year 2018
Funding by Source
Total - \$ 10,066,484**

Funding by Source	Amount	%
General Fund	\$ 292,915	2.9
Fire Services Fund	2,084,422	20.7
Capital/CIP Funds	3,541,978	35.2
Water System Fund - CIP/Bonds	2,646,000	26.3
Vehicle / Equipment Fund	1,501,169	14.9
Total Capital Budget	\$ 10,066,484	



**Capital Budget
Fiscal Year 2018
Expenditures by Function
Total - \$ 10,066,484**

Expenditures by Function	Amount	%
General Government	\$ 978,395	9.7
Judicial	28,612	0.3
Public Safety	5,031,754	50.0
Public Works	356,742	3.5
Culture and Recreation	885,316	8.8
Planning & Development	139,665	1.4
Water System	2,646,000	26.3
Total Capital Budget	\$ 10,066,484	



**Capital Budget
Fiscal Year 2018
Projects by Function
Total - \$10,066,484**

Function: General Government

<u>Department</u>	<u>Project #</u>	<u>Project Title</u>	<u>Amount</u>	
Building & Grounds	181AD	Justice Center Water Heater Replacement	\$ 15,000	
	181AE	Heritage Park Irrigation System	14,500	
	181AF	Walk In Body Cooler & Storage Building	15,000	
	181AG	Stonewall Renovations - Extension (10K) and IT (5K)	15,000	
	181AH	Cameras	5,000	
	3565A	Roof Repairs - Admin Bldg.	115,000	
	6565F	Animal Control Renovations - Additional	50,000	
	181AA	Vehicles (4)	98,838	
	181AB	John Deere Pro-Gator 2020A with Spray Tank	34,330	
	181AC	Toro Grounds Master 4500-D	61,727	
	Total			424,395
	Information Systems	181AI	FY2018 Systemwide Consolidate/Redesign	175,000
181AJ		CAD/Spillman Upgrade	117,000	
181AK		Audio Visual Upgrades - Justice Center	100,000	
6535B		Phone System Revitalization & Conversion	162,000	
Total			554,000	
Total General Government			\$ 978,395	

Function: Judicial

<u>Department</u>	<u>Project #</u>	<u>Project Title</u>	<u>Amount</u>
Juvenile Court	182AA	Copier	\$ 7,495
Probate Court	182AB	Cubicle Replacement	21,117
Total Judicial			\$ 28,612

Function: Public Safety

<u>Department</u>	<u>Project #</u>	<u>Project Title</u>	<u>Amount</u>
Animal Control	183AF	Copier	\$ 7,495
Emergency Management	183AX	EOC - Highband Antenna	17,355
	183AY	Weather Warning Siren System Repairs	15,520
	183AZ	AED- Countywide	50,000
	183AB	Ford F-150 Half Ton	32,672
	Total		115,547
EMS	183AU	AEDs	7,000
	183AV	Protective Clothing (12 sets)	7,200
	183AW	Septic System Repair - FS#1 - 25% EMS	2,200
	Total		16,400
E911	183AG	HVAC System	40,000
	Total		40,000
Fire Services	183AO	Fire Station 2	2,500,000
	183AP	Fit Test Machine	7,495
	183AQ	Firefighter Protective Clothing	64,047
	183AR	Mobile Data Hot Spot (12)	14,400
	183AS	Septic System Repair - FS#1 - 75% Fire	6,600
	183AT	Fire Station Bay Door Sensors (5)	7,500
	7270A	SCBA- Breathing Apparatus	770,500
	183AA	Ford F-150 Half Ton	36,052
	183BA	Fire Pumper	478,941
	Total		3,885,535
Sheriff's Office	183AH	Sheriff's Office Parking Lot Repair	97,212
	183AI	Jail Intercom Communications System	8,885
	183AJ	Inmate Medical Computerized Work Station & Monitors	14,702
	183AK	Sheriff's Office Refurbishments	100,000
	183AL	Courthouse Ballistic Desks	14,872
	183AM	HVAC Equipment Replacement Program	74,300
	183AN	Taser Replacement Program	50,994
	183AC	2017 Chevrolet Tahoe	53,501
	183AD	Vehicles (4)	204,954
	183AE	Vehicles (7)	347,357
Total		966,777	
Total Public Safety			\$ 5,031,754

Function: Public Works

<u>Department</u>	<u>Project #</u>	<u>Project Title</u>	<u>Amount</u>
Environmental Mgt	184AL	Future Floodplain Study Update	\$ 28,000
Public Works Admin	184AD	Plotter	5,635
Road Department	184AA	Vehicles (2)	49,811
	184AE	PW Parking Lot and Fence Expansion	92,686
	184AF	Salt Barn (1)	12,374
	184AG	Message Board (2)	31,700
	184AH	Clark Forklift	7,499
	184AI	Mobile Classroom Trailers	12,000
	184AJ	Equipment Building	19,100
	184AK	Snow Plow (1)	15,700
	184AB	Hydro Seeder	59,000
	184AC	Attachments for CAT 938F Front End Loader	23,237
		Total	323,107
		Total Public Works	\$ 356,742

Function: Culture and Recreation

<u>Department</u>	<u>Project #</u>	<u>Project Title</u>	<u>Amount</u>
Recreation	186AB	McCurry Park Dog Park	\$ 25,000
	186AC	Kenwood Park Fence Replacement	30,000
	186AD	McCurry Park Football Field Fencing #3	40,000
	186AE	McCurry Park Parking Lot Striping	20,000
	186AF	Kenwood Park Restroom Flooring	32,000
	186AG	Kiwanis Parking Lot Coating and Striping	70,000
	186AH	McCurry Park Drainage Improvements	29,000
	186AI	Brooks Equestrian Park	25,000
	186AJ	Kenwood Park Track Refurbishment	75,000
	6110C	McCurry Pk - Soccer field lighting refurbishment	150,000
	6110E	McCurry Park Turf Planning Soccer #24, 25) & Football	24,000
	6110N	McCurry Park & Kiwanis - Restroom Stalls	120,000
	7110F	Park Security Cameras	40,000
		Total	680,000
Library	186AK	Replacement of Library Roof	110,175
	186AL	Library Restroom Renovation	75,000
	186AM	Furniture for Repurposed Reference Room	20,141
			205,316
		Total Culture & Recreation	\$ 885,316

Function: Planning and Development

<u>Department</u>	<u>Project #</u>	<u>Project Title</u>	<u>Amount</u>
Building Safety	187AB	SAGE - Computer Software & Upgrades	\$ 118,916
	187AA	Ford F-150	20,749
			139,665
Total Planning & Development			\$ 139,665

Function: Water System

<u>Department</u>	<u>Project #</u>	<u>Project Title</u>	<u>Amount</u>
Water System-CIP/Bonds	TBD	White Road Control Valve	\$ 100,000
	TBD	Purate Chlorine Dioxide	450,000
	TBD	North Waterline Enhancement Project	100,000
	TBD	Backwash Return Elimination CTP (Pumping System)	550,000
	TBD	Backwash Return Elimination SF (Float Decant System)	350,000
	TBD	Solids Handling (Dewatering) - Crosstown	500,000
	TBD	Bridger Point Waterline	110,000
	TBD	Coastline Road Waterline	180,000
	TBD	McDonough Road Renovations	40,000
	TBD	Camera Surveillance Systems S Fay	10,000
	TBD	Camera Surveillance Systems CTWP	10,000
	TBD	Portable Flow Meter	16,000
	TBD	Chemical Feed Equipment	30,000
	TBD	Waterline Extensions	200,000
	Total Water System		

FY 2018 Total Capital Budget

Total FY 2018 Capital Budget	\$ 10,066,484
-------------------------------------	----------------------

**Capital Improvement Program (CIP) Plan
Fiscal Year 2018 – Fiscal Year 2022
Projects Funding Summary**

The Capital Improvement Program (CIP) plan includes a five-year schedule of major capital projects. It also includes future potential projects beyond the five-year period that are being considered. Projects in FY 2018, the first year of the CIP plan, are included in the capital budget that is approved as part of the annual adopted budget. Projects in years FY 2019 to FY 2022 and future projects are for planning purposes.

Funding Sources

<u>Funding Sources</u>	<u>FY 2018</u>	<u>FY 2019</u>	<u>FY 2020</u>	<u>FY 2021</u>	<u>FY 2022</u>	<u>2018-2022 CIP Total</u>	<u>Future</u>
FY2016/2017 CIP Radio Funding	1,497,269	-	-	-	-	1,497,269	-
General Fund Balance	292,915	1,037,197	1,300,705	1,256,631	729,325	4,616,773	5,900,000
Fire FY2016/2017 CIP Radio Funding	374,867	-	-	-	-	374,867	-
Fire Fund Balance	2,084,422	834,000	100,000	91,665	175,900	3,285,987	490,000
Fire Contingency Funding	911,253						-
EMS FY2016/2017 CIP Radio Funding	16,400	-	-	-	-	16,400	-
EMS Fund Balance	-	16,000	-	20,000	-	36,000	10,000
911 Contingency	40,000	-	-	-	-	40,000	-
Other Contingency Funding	649,963	-	-	-	-	649,963	-
Redwine Road Funding	52,226	-	-	-	-	52,226	-
Water System Fund	2,646,000	2,955,000	2,820,000	2,320,000	2,200,000	12,941,000	10,120,620
Total - Funding	8,565,315	4,842,197	4,220,705	3,688,296	3,105,225	24,421,738	16,520,620

**Capital Improvement Program (CIP) Plan
Fiscal Year 2018 – Fiscal Year 2022
Projects Cost Summaries by Department**

Dept	Project #	Project Description	FY 2018	FY 2019	FY 2020	FY 2021	FY2022	2018-2022 Total	Future
Bldg & Grounds	3565A	Roof Repairs - Admin Bldg.	115,000	-	-	-	-	115,000	-
Bldg & Grounds	181AD	Justice Center Water Heater Replacement	15,000	-	-	-	-	15,000	-
Bldg & Grounds	181AE	Heritage Park Irrigation System	14,500	-	-	-	-	14,500	-
Bldg & Grounds	181AF	Walk In Body Cooler & Storage Building	15,000	-	-	-	-	15,000	-
Bldg & Grounds	6565F	Animal Control Renovations - Additional	50,000	-	-	-	-	50,000	-
Bldg & Grounds	5565H	Links Master Plan/Phase 1 (to be moved to PS)	-	250,000	250,000	-	-	500,000	-
Bldg & Grounds	181AG	Stonewall Renovations - Extension (10K) and IT (5K)	15,000	-	-	-	-	15,000	-
Bldg & Grounds	8565H	Security Cameras for B & G Equipment Area	5,000	-	-	-	-	5,000	-
Total - Bldg & Grounds			229,500	250,000	250,000	-	-	729,500	-
Animal Control	183AF	Copier	7,495	-	-	-	-	7,495	-
Total - Animal Control			7,495	-	-	-	-	7,495	-
Public Works	184AD	Plotter	5,635	-	-	-	-	5,635	-
Total - Public Works Admin			5,635	-	-	-	-	5,635	-
Road	184AE	Public Works Parking Lot and Fence Expansion	92,686	-	-	-	-	92,686	-
Road	184AF	Salt Barn (1)	12,374	-	-	-	-	12,374	-
Road	184AG	Message Boards (2)	31,700	-	-	-	-	31,700	-
Road	184AH	Clark Forklift - Funding 1	7,499	-	-	-	-	7,499	-
Road	184AI	Mobile Trailers	12,000	-	-	-	-	12,000	-
Road	184AJ	Equipment Building	19,100	-	-	-	-	19,100	-
Road	184AK	Snow Plow (1)	15,700	-	-	-	-	15,700	-
Total - Road Department			191,059	-	-	-	-	191,059	-
Info systems	5535A	Aerial Photography - Orthophotography	-	30,000	30,000	30,000	-	90,000	-
Info systems	181AI	FY2018 Systemwide Consolidate/Redesign	175,000	175,000	175,000	175,000	175,000	875,000	-
Info systems	181AJ	CAD/Spillman Upgrade	117,000	-	-	-	-	117,000	-
Info systems	181AK	Audio Visual Upgrades - Justice Center	100,000	-	-	-	-	100,000	-
Info systems	6535B	Phone System Revitalization & Conversion	162,000	-	-	-	-	162,000	-
Total - Info Systems			554,000	205,000	205,000	205,000	175,000	1,344,000	-
Bldg Safety	187AB	SAGE - Computer Software & Upgrades	118,916	-	-	-	-	118,916	-
Total - Building Safety			118,916	-	-	-	-	118,916	-

**Capital Improvement Program (CIP) Plan
Fiscal Year 2018 – Fiscal Year 2022
Projects Cost Summaries by Department**

Dept	Project #	Project Description	FY 2018	FY 2019	FY 2020	FY 2021	FY2022	2018-2022	Future
								Total	
911 Comm	183AG	HVAC System	40,000	-	-	-	-	40,000	-
Total - 911 Communications			40,000	-	-	-	-	40,000	-
Recreation	5110I	Kenwood Pk - Park Improvements	-	-	-	-	-	-	500,000
Recreation	6110E	McCurry Park Turf Planning Soccer #24, 25) & Football	24,000	-	-	-	-	24,000	-
Recreation	6110N	McCurry Park & Kiwanis - Restroom Stalls	120,000	-	-	-	-	120,000	-
Recreation	6110F/FY2021/22	McCurry Pk - Re-crowning of soccer field	-	-	-	75,000	90,000	165,000	-
Recreation	NEW	Multi-purpose trails	-	100,000	-	100,000	100,000	300,000	100,000
Recreation	FY2021	Kiwanis Park Restroom Facility	-	-	-	120,000	-	120,000	-
Recreation	7110F	Park Security Cameras	40,000	-	-	-	-	40,000	-
Recreation	186AB	McCurry Park Dog Park	25,000	-	-	-	-	25,000	-
Recreation	186AC	Kenwood Park Fence Replacement	30,000	-	-	-	-	30,000	-
Recreation	186AD	McCurry Park Football Field Fencing #3	40,000	-	-	-	-	40,000	-
Recreation	186AE	McCurry Park Parking Lot Striping	20,000	-	-	-	-	20,000	-
Recreation	FY2020	McCurry Pk - Multi-purpose fields light installation	-	-	150,000	150,000	150,000	450,000	-
Recreation	186AF	Kenwood Park Restroom Flooring Upgrade	32,000	-	-	-	-	32,000	-
Recreation	186AG	Kiwanis Parking Lot Coating and Striping	70,000	-	-	-	-	70,000	-
Recreation	186AH	McCurry Park Drainage Improvements	29,000	-	-	-	-	29,000	-
Recreation	FY2019	Kiwanis Park Athletic Field Lighting Refurbishment	-	150,000	150,000	-	-	300,000	150,000
Recreation	6110C	McCurry Pk - Soccer field lighting refurbishment	150,000	150,000	150,000	150,000	150,000	750,000	150,000
Recreation	186AJ	Kenwood Park Track Refurbishment	75,000	-	-	-	-	75,000	-
Recreation	186AI	Brooks Equestrian Park	25,000	-	-	-	-	25,000	-
Recreation	NEW	Multi-purpose Building	-	-	-	-	-	-	5,000,000
Total - Recreation			680,000	400,000	450,000	595,000	490,000	2,615,000	5,900,000
Sheriff	183AH	Sheriff's Office Parking Lot Repair	97,212	-	-	-	-	97,212	-
Sheriff - Jail	183AI	Jail Intercom Communications System	8,885	-	-	-	-	8,885	-
Sheriff - Jail	183AJ	Inmate Medical Computerized Work Station & Monitors	14,702	-	-	-	-	14,702	-
Sheriff - Support	183AK	Sheriff's Office Refurbishments	100,000	-	-	-	-	100,000	-
Sheriff - Field Ops	183AL	Courthouse Ballistic Desks	14,872	-	-	-	-	14,872	-
Sheriff	183AM	HVAC Equipment Replacement Program	74,300	89,872	303,380	392,306	-	859,858	-
Sheriff - Support	183AN	Taser Replacement Program	50,994	64,325	64,325	64,325	64,325	308,294	-
Total - Sheriff's Office			360,965	154,197	367,705	456,631	64,325	1,403,823	-

**Capital Improvement Program (CIP) Plan
Fiscal Year 2018 – Fiscal Year 2022
Projects Cost Summaries by Department**

Dept	Project #	Project Description	FY 2018	FY 2019	FY 2020	FY 2021	FY2022	2018-2022	
								Total	Future
Fire	7270A	SCBA - Breathing Apparatus	770,500	-	-	-	-	770,500	-
Fire	NEW	Links - Training Facility	-	825,000	-	-	-	825,000	-
Fire	NEW	Pump Test/Pump Training Pit	-	-	100,000	-	-	100,000	-
Fire	NEW	Storage/Decon/SCBA Building	-	-	-	-	-	-	450,000
Fire	NEW	LP Tank Simulator/Vehicle Fire Simulator	-	-	-	60,480	-	60,480	-
Fire	NEW	Auto Extrication Area	-	-	-	19,500	-	19,500	-
Fire	NEW	Maze/confined Space Simulator	-	-	-	11,685	-	11,685	-
Fire	NEW	Driver Training Area (Cone Course)	-	-	-	-	175,900	175,900	-
Fire	183AO	Fire Station 2	2,500,000	-	-	-	-	2,500,000	-
Fire	183AP	Fit Test Machine	7,495	-	-	-	-	7,495	-
Fire	183AQ	Firefighter Protective Clothing	64,047	-	-	-	-	64,047	20,000
Fire	183AR	Mobile Data Hot Spot (12)	14,400	-	-	-	-	14,400	-
Fire	FY2019	Thermal Imaging Cameras	-	9,000	-	-	-	9,000	20,000
Fire	183AS	Septic System Repair - FS#1 - 75% Fire (2 project numbers)	6,600	-	-	-	-	6,600	-
Fire	183AT	Fire Station Bay Door Sensors (5)	7,500	-	-	-	-	7,500	-
Total - Fire Services			3,370,542	834,000	100,000	91,665	175,900	4,572,107	490,000
EMS	FY2019	Ventilator	-	9,000	-	-	-	9,000	-
EMS	183AU	AEDs	7,000	7,000	-	20,000	-	34,000	-
EMS	183AV	Protective Clothing (12 sets)	7,200	-	-	-	-	7,200	10,000
EMS	183AW	Septic System Repair - FS#1 - 25% EMS (2 project numbers)	2,200	-	-	-	-	2,200	-
Total - EMS			16,400	16,000	-	20,000	-	52,400	10,000
EMA	183AX	EOC - Highband Antenna	17,355	-	-	-	-	17,355	-
EMA	183AY	Weather Warning Siren System Repairs	15,520	-	-	-	-	15,520	-
EMA	183AZ	Automatic External Defibrillators (AED) - 36 - Countywide	50,000	-	-	-	-	50,000	-
Total - EMA			82,875	-	-	-	-	82,875	-
Juvenile Ct	182AA	Copier - Juvenile Court	7,495	-	-	-	-	7,495	-
Total - Juvenile Court			7,495	-	-	-	-	7,495	-
Library	186AK	Replacement of Library Roof	110,175	-	-	-	-	110,175	-
Library	186AL	Library Restroom Renovation	75,000	-	-	-	-	75,000	-
Library	186AM	Furniture for Repurposed Reference Room	20,141	-	-	-	-	20,141	-
Total - Library			205,316	-	-	-	-	205,316	-

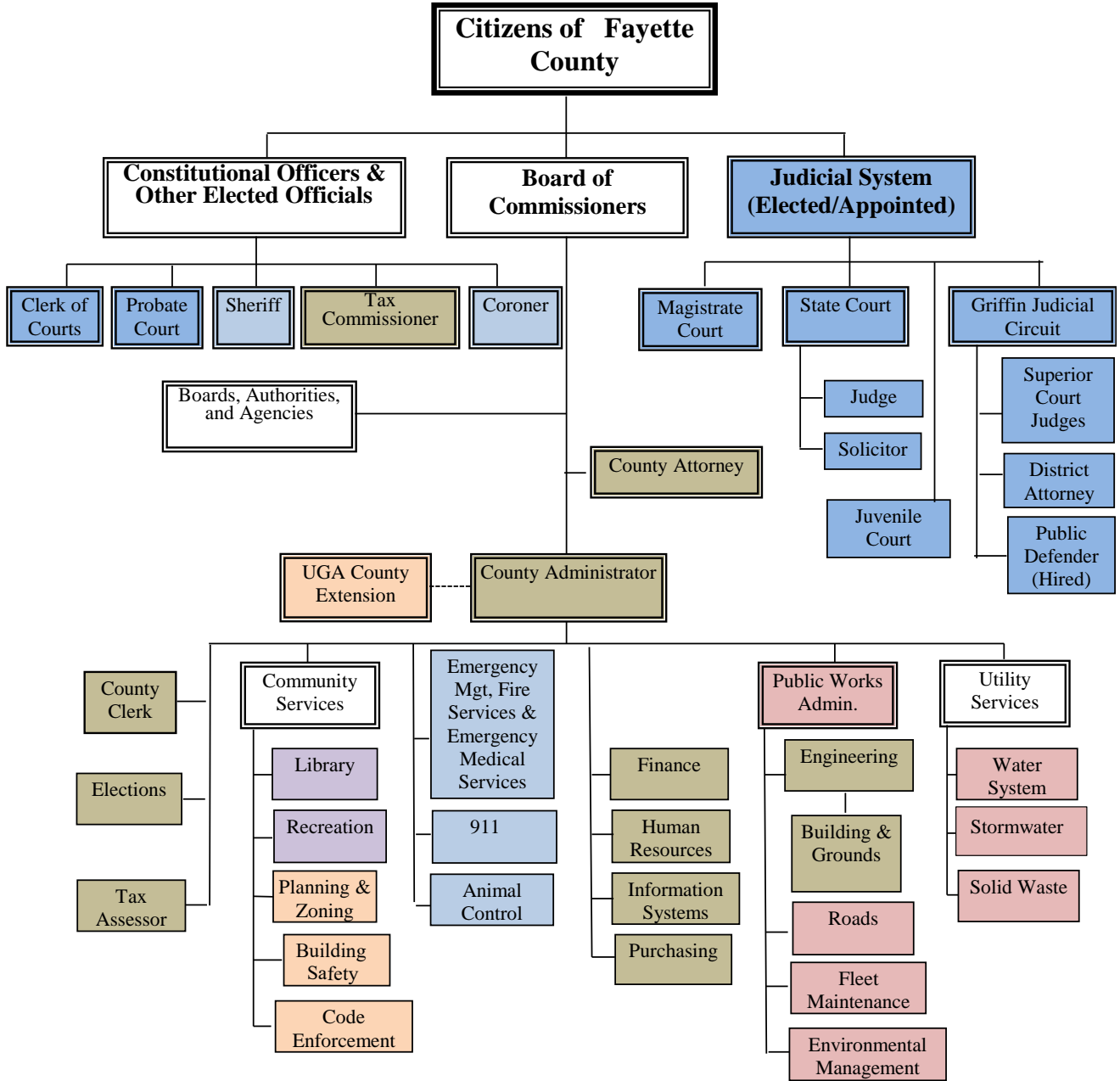
**Capital Improvement Program (CIP) Plan
Fiscal Year 2018 – Fiscal Year 2022
Projects Cost Summaries by Department**

Dept	Project #	Project Description	FY 2018	FY 2019	FY 2020	FY 2021	FY2022	2018-2022 Total	Future
Probate Court	182AB	Cubicle Replacement	21,117	-	-	-	-	21,117	-
Total - Probate Court			21,117	-	-	-	-	21,117	-
Environmental Management	184AL	Future Floodplain Study Update	28,000	28,000	28,000	-	-	84,000	-
Total - Environmental Management			28,000	28,000	28,000	-	-	84,000	-
Water System	6CTRP/FY2019	Crosstown Renovation		35,000				35,000	-
Water System	SCAD	SCADA		220,000	220,000			440,000	-
Water System	FY2019	Sodium Hypochlorite Crosstown		250,000				250,000	-
Water System	7WHIT/FY2018	Sodium Hypochlorite South Fayette		250,000				250,000	-
Water System	FY2018	White Road Control Valve	100,000					100,000	-
Water System	6MLEDFY2018	Purate Chlorine Dioxide	450,000					450,000	-
Water System	Future	LED lighting inside Crosstown WTP buildings	-			120,000		120,000	-
Water System	Future	Horseman's Water Tank						-	2,000,000
Water System	Future	Porter Road Line Extension						-	2,000,000
Water System	Future	Porter Road Water Tank						-	2,000,000
Water System	Future	Highway 74 Pressure Improvement						-	1,000,000
Water System	6NWEF	Lake Peachtree Spillway						-	2,000,000
Water System	NEW	North Waterline Enhancement Project	100,000	200,000	200,000	200,000	200,000	900,000	1,000,000
Water System	NEW	Water Treatment Supply Redundancy	-		400,000			400,000	-
Water System	NEW	Backwash Return Elimination CTP (Pumping System)	550,000					550,000	-
Water System	NEW	Backwash Return Elimination SF (Float Decant System)	350,000					350,000	-
Water System	NEW/FY2019	Solids Handling (Dewatering) - Crosstown	500,000					500,000	-
Water System	NEW	Solids Handling (Dewatering) - South Fayette		500,000				500,000	-
Water System	WBRID/FY2018	Water Plan Maintenance & Storage Building			500,000			500,000	-
Water System	WCOAS	Bridger Point Waterline	110,000					110,000	-
Water System	NA	Coastline Road Waterline	180,000					180,000	-
Water System	NA	McDonough Road Renovations	40,000					40,000	-
Water System	FY2019	Private Water System Acquisition	-	-	-	500,000	500,000	1,000,000	-
Water System		Bottle Water Equipment \$80,000						-	80,000
Water System		Camera Surveillance Systems S Fay	10,000					10,000	
Water System		Camera Surveillance Systems CTWP	10,000					10,000	
Water System		Portable Flow Meter	16,000					16,000	
Water System		Chemical Feed Equipment	30,000					30,000	
Water System		Lake McInotsh Dock Launch						-	40,620
Water System		Waterline Extensions	200,000	1,500,000	1,500,000	1,500,000	1,500,000	6,200,000	-
Total - Water System			2,646,000	2,955,000	2,820,000	2,320,000	2,200,000	12,941,000	10,120,620

Impact of FY 2018-2022 Capital Improvement Program (CIP) projects on Operating Budgets

Function		Year				
		2018	2019	2020	2021	2022
General Government	Estimated projects cost	783,500	455,000	455,000	205,000	175,000
	Effect on Oper. Budget	9,000	10,000	11,000	12,000	13,000
	Expense category	utilities/ depreciation/ maintenance	utilities/ depreciation/ maintenance	utilities/ depreciation/ maintenance	utilities/ depreciation/ maintenance	utilities/ depreciation/ maintenance
Judicial	Estimated projects cost	28,612	-	-	-	-
	Effect on Oper. Budget	1,500	1,500	1,600	1,600	1,700
	Expense category	depreciation/ maintenance	depreciation/ maintenance	depreciation/ maintenance	depreciation/ maintenance	depreciation/ maintenance
Public Safety	Estimated projects cost	3,878,277	1,004,197	467,705	568,296	240,225
	Effect on Oper. Budget	15,000	85,000	87,500	90,000	92,500
	Expense category	utilities / depreciation/ maintenance	utilities / depreciation/ maintenance	utilities / depreciation/ maintenance	utilities / depreciation/ maintenance	utilities / depreciation/ maintenance
Public Works	Estimated projects cost	224,694	28,000	28,000	-	-
	Effect on Oper. Budget	5,000	5,500	6,000	6,500	7,000
	Expense category	depreciation/ maintenance	depreciation/ maintenance	depreciation/ maintenance	depreciation/ maintenance	depreciation/ maintenance
Culture & Recreation	Estimated projects cost	885,316	400,000	450,000	595,000	490,000
	Effect on Oper. Budget	7,500	8,000	8,500	9,000	9,500
	Expense category	depreciation/ maintenance	depreciation/ maintenance	depreciation/ maintenance	depreciation/ maintenance	depreciation/ maintenance
Planning & Development	Estimated projects cost	118,916	-	-	-	-
	Effect on Oper. Budget	1,500	1,500	1,500	1,500	1,500
	Expense category	maintenance	maintenance	maintenance	maintenance	maintenance
Water System	Estimated projects cost	2,646,000	2,955,000	2,820,000	2,320,000	2,200,000
	Effect on Oper. Budget	50,000	55,000	60,000	65,000	70,000
	Expense category	depreciation/ maintenance	depreciation/ maintenance	depreciation/ maintenance	depreciation/ maintenance	depreciation/ maintenance
Total Estimated projects cost		\$ 8,565,315	\$ 4,842,197	\$ 4,220,705	\$ 3,688,296	\$ 3,105,225
Total effect on operating budget		\$ 89,500	\$ 166,500	\$ 176,100	\$ 185,600	\$ 195,200

FAYETTE COUNTY, GEORGIA ORGANIZATIONAL CHART



Fayette County functions:

General Government
Judicial
Public Safety

Public Works
Health & Welfare
Culture & Recreation

Planning & Development

FAYETTE COUNTY, GEORGIA

Elected Officials

Board of Commissioners – 770.305.5200

Eric K. Maxwell, Chairman
Randy Ognio, Vice Chair
Charles Oddo
Steve Brown
Charles Rousseau

Clerk of Courts – Sheila Studdard, 770.716.4290

Coroner – C.J. Mowell, 770.461.7641

District Attorney – Ben D. Coker, 770.716.4250

Magistrate Court Judges – 770.716.4230

Robert A. Ruppenthal, Chief
James White
Lloyd Black
Kathy Valencia-Brown

Probate Court Judge - Ann S. Jackson, 770.716.4220

Sheriff – Barry H. Babb, 770.461.6353

State Court Judge – Jason B. Thompson, 770.716.4270

State Court Solicitor - Jamie Inagawa, 770.716.4260

Superior Court Judges – 770.716.4280

Chris Edwards, Chief
Scott Ballard
W. Fletcher Sams
Robert M. Crawford

Tax Commissioner – Kristie King, 770.461.3611

Judicially Appointed Officials

Griffin Judicial Circuit Court – William T. Simmons, Administrator, 770.898.7623

Juvenile Court Judges – 770.716.4210

Ben Miller, Jr.
Karen Calloway

Public Defender – W. Allen Adams, 770.716.4340

Fayette County Administration

County Administrator – Steve Rapson, 770.305.5400

County Attorney – Dennis Davenport, 770.305.5200

County Clerk – Tameca White, 770.305.5200

Main County Number: 770.305.5400

Division Directors/Department Heads

Elections – Floyd Jones, 770.305.5408
Finance – Mary Parrott, 770.305.5413
Human Resources – Lewis Patterson, 770.305.5418
Information Systems – Phil Frieder, 770.305.5406
Purchasing – Ted Burgess, 770.305.5420
Tax Assessor – Joel Benton, 770.305.5402

Community Services Division – Pete Frisina, Director, 770.305.5421
Code Enforcement – 770-305-5417
Library – Chris Snell, 770.305.5426
Permits & Inspections – Joe Scarborough, 770.305.5403
Planning & Zoning– Pete Frisina, 770.305.5421
Recreation – Anita Godbee, 770.716.4320

Fire & Emergency Services – David Scarbrough, Fire Chief, 770.305.5414
Emergency 911 – Bernard J. Brown, 770.320.6051
Animal Control – Jerry Collins, 770.631.7210

Public Works Division – Phil Mallon, Director, 770.461.3142
Building & Grounds – Carlos Christian, 770.461.3342
Engineering – Phil Mallon, 770.320.6010
Environmental Management – Vanessa Birrell, 770.305.5410
Fleet Maintenance – Bill Lackey, 770.461.3142
Road Department – Steve Hoffman, 770. 461.3142

Utility Services Division – Lee Pope, Director, 770.461.1146
Solid Waste & Recycling Transfer Station – Vanessa Birrell, 770.305.5410
Stormwater Management - Vanessa Birrell, 770.305.5410
Water System – Lee Pope, 770.461.1146

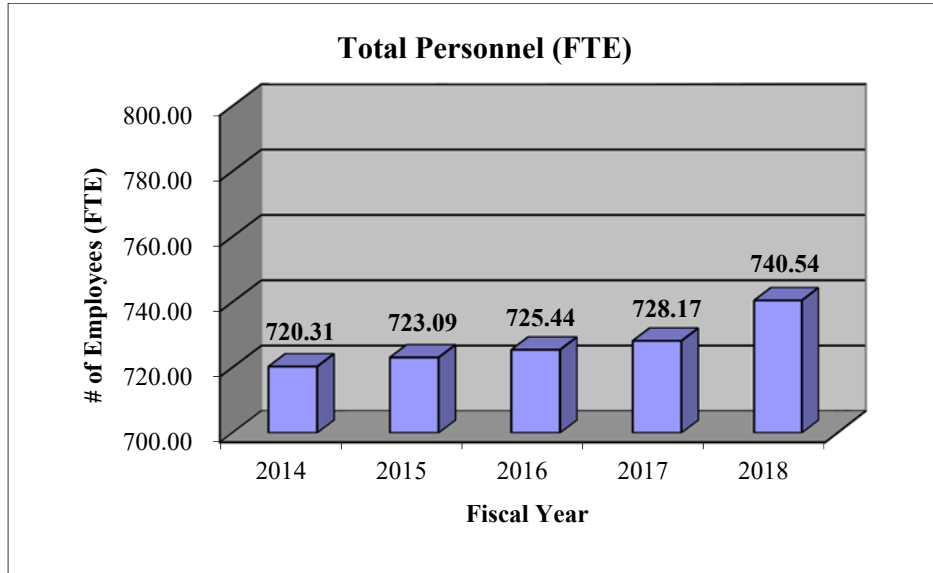
Outside Agencies

County Extension –770.305.5412
Development Authority – Alan Durham, 770.461.5253
Domestic Violence (Promise Place) – Vanessa Wilkins, 770.461.3839
Family & Children’s Services – Susan R. Boggs, 770.460.2555
Georgia Forestry Commission – 478.751.3500
Fayette Community Options (McIntosh Trail) – Wendell Jordan, 770.358.8273
Fayette Counseling Center (McIntosh Trail) – Wendell Jordan, 770.358.8266
Health Department: Physical Health – Glenda Bryant, 770.305.5243
Environmental Health – Robert Kurbes, 770.305.5415
Senior Citizens Center – Nancy Meaders, 770.461.0813
Bloom, formerly Youth Protection Home - Becky Davenport, 770.461.7020

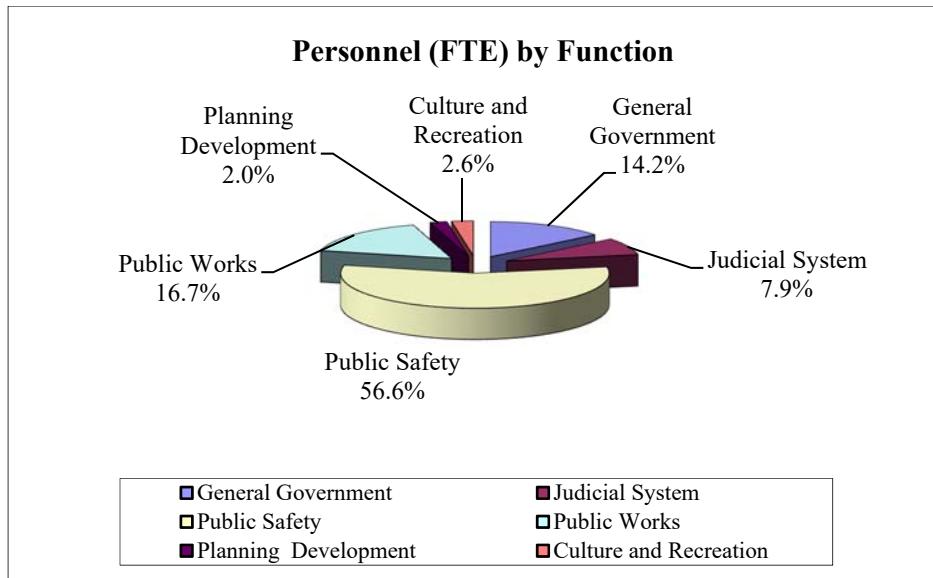
SUMMARY OF PERSONNEL - FULL-TIME EQUIVALENTS (FTE)

Function									
General Government	FY 2014	Change	FY 2015	Change	FY 2016	Change	FY 2017	Change	FY 2018
Administration	2.000	-	2.000	-	2.000	-	2.000	-	2.000
Buildings & Grounds Maint	28.600	(2.000)	26.600	-	26.600	-	26.600	-	26.600
Commissioners	6.000	-	6.000	-	6.000	-	6.000	-	6.000
Elections	4.500	-	4.500	-	4.500	-	4.500	-	4.500
Engineering	4.000	2.000	6.000	(3.000)	3.000	-	3.000	-	3.000
Finance	14.000	-	14.000	(0.150)	13.850	-	13.850	0.800	14.650
Human Resources	4.000	0.500	4.500	0.500	5.000	-	5.000	-	5.000
Information Systems	8.000	2.000	10.000	-	10.000	-	10.000	-	10.000
Purchasing	3.000	-	3.000	-	3.000	-	3.000	-	3.000
Tax Assessor	12.450	-	12.450	1.000	13.450	-	13.450	1.275	14.725
Tax Commissioner	17.000	-	17.000	-	17.000	-	17.000	(1.000)	16.000
Total General Government	103.550	2.500	106.050	(1.650)	104.400	-	104.400	1.075	105.475
Judicial System									
Clerk of State Court	5.000	-	5.000	-	5.000	-	5.000	-	5.000
Clerk of Superior Court	20.434	-	20.434	-	20.434	-	20.434	-	20.434
Juvenile Court	4.000	-	4.000	-	4.000	-	4.000	0.625	4.625
Magistrate Court	9.000	-	9.000	-	9.000	0.625	9.625	-	9.625
Probate Court	6.000	-	6.000	-	6.000	-	6.000	0.625	6.625
State Court Judge	3.000	-	3.000	-	3.000	-	3.000	0.625	3.625
State Court Solicitor	8.125	0.275	8.400	-	8.400	-	8.400	0.300	8.700
Total Judicial System	55.559	0.275	55.834	-	55.834	0.625	56.459	2.175	58.634
Public Safety									
Animal Control	5.500	-	5.500	-	5.500	1.000	6.500	0.500	7.000
County Coroner	3.000	-	3.000	-	3.000	0.625	3.625	-	3.625
Emergency 911	36.250	-	36.250	(1.000)	35.250	0.485	35.735	-	35.735
EMS	43.000	(6.000)	37.000	-	37.000	-	37.000	-	37.000
Fire Services	99.000	6.000	105.000	-	105.000	-	105.000	-	105.000
Emergency Management	3.000	-	3.000	-	3.000	-	3.000	-	3.000
Sheriff's Office - Support Svs	25.600	1.000	26.600	(1.000)	25.600	-	25.600	-	25.600
Sheriff's Office - CID	37.000	(5.000)	32.000	1.000	33.000	-	33.000	12.000	45.000
Sheriff's Office - Field Ops	76.000	-	76.000	-	76.000	-	76.000	(12.000)	64.000
Sheriff's Office - Jail	89.000	4.000	93.000	-	93.000	-	93.000	-	93.000
Sheriff's Office - Total	227.600	0.000	227.600	-	227.600	-	227.600	-	227.600
Total Public Safety	417.350	0.000	417.350	(1.000)	416.350	2.110	418.460	0.500	418.960
Public Works									
Environmental Management	5.000	-	5.000	2.000	7.000	-	7.000	1.000	8.000
Fleet Maintenance	9.000	-	9.000	-	9.000	-	9.000	-	9.000
Public Works Administration	2.000	-	2.000	(1.000)	1.000	-	1.000	-	1.000
Road Department	32.000	-	32.000	2.000	34.000	-	34.000	2.000	36.000
Solid Waste Management	1.000	-	1.000	-	1.000	-	1.000	-	1.000
Water System	65.000	(2.000)	63.000	3.000	66.000	-	66.000	3.000	69.000
Total Public Works	114.000	(2.000)	112.000	6.000	118.000	-	118.000	6.000	124.000
Planning Development									
County Extension	0.950	-	0.950	-	0.950	-	0.950	-	0.950
Building Safety	7.000	2.000	9.000	(2.000)	7.000	-	7.000	1.000	8.000
Planning & Zoning	2.000	-	2.000	1.000	3.000	-	3.000	0.625	3.625
Code Enforcement Section	2.000	-	2.000	-	2.000	-	2.000	-	2.000
Total Planning Development	11.950	2.000	13.950	(1.000)	12.950	-	12.950	1.625	14.575
Culture and Recreation									
Recreation	6.000	-	6.000	-	6.000	-	6.000	1.000	7.000
Library	11.905	-	11.905	-	11.905	-	11.905	-	11.905
Total Culture and Recreation	17.905	-	17.905	-	17.905	-	17.905	1.000	18.905
Total Personnel	720.314	2.775	723.089	2.350	725.439	2.735	728.174	12.375	740.549

**FAYETTE COUNTY, GEORGIA
TOTAL PERSONNEL (FTE) - APPROVED**



**FY 2018 BUDGET - PERSONNEL (FTE)
BY FUNCTION**



FTE (Full-Time Equivalent) – Uniform basis used to measure approved positions. The number of positions is determined based on the total average weekly hours worked in relation to the total work hours in a full work week. Example: a position that works 20 hours per week is equivalent to 0.50 FTE (20 hours worked divided by 40 hours for a full work week).

**FAYETTE COUNTY, GEORGIA
PERSONNEL**

FY 2018 BUDGET - POSITIONS (FTE)				
FUNCTION	ADDED	ELIMINATED	TRANSFER	NET CHANGE
GENERAL GOVERNMENT	3.000	1.925	-	1.075
JUDICIAL	2.550	0.375	-	2.175
PUBLIC SAFETY	0.500	-	-	0.500
PUBLIC WORKS*	6.000	-	-	6.000
HEALTH & WELFARE	-	-	-	-
CULTURE & RECREATION	1.000	-	-	1.000
PLANNING & DEVELOPMENT	1.625	-	-	1.625
TOTAL	14.675	2.300	-	12.375

*Includes the Water System.

Positions Added

For FY 2018, **14.675+ (FTE) positions were added**; three full time positions were added in the general government function, one in Finance for a SPLOST Financial Analyst and the other two in Tax Assessor’s office for new full time Appraisers. Juvenile Court, Probate Court and State Court Judge each added one part time position. State Court Solicitor increased the hours allowed for one part time position and the Clerk of Superior court eliminated one part time position which allowed another part time to be converted into a full time position. One part time position in Animal Control was converted to a full time position. Six positions were added in the Public Works function; one in Environmental Management for a SPLOST Project Analyst, a new Equipment Operator and Maintenance Worker positions were added to Road Department and the Water System added two Distribution Maintenance Workers and a Utility Service Technician. Building Safety Department added a Plans Examiner position and Planning & Zoning added a part time Zoning Technician which increase the Planning and Development function. The Recreation department added a full time position for a Special/Events Marketing Coordinator.

Positions Eliminated

A total of **2.300 (FTE) positions were eliminated**: One part time seasonal position in Finance, a part time Appraiser Aide in Tax Assessors were eliminated from the general government function. One full time position in the Tax Commissioners office was eliminated allowing to 5% increases. A part time position in the Clerk of Superior Court was eliminated which allowed a part time Deputy Clerk position to be converted to full time.

Positions Transferred

Twelve full time positions, within the Sheriff’s office were transferred from the Criminal Investigation Division to the Field Operations Division.

Department:	Administration	Cost Center:	10010320
Function:	General Government	Fund:	General

Mission Statement

The County Administrator is appointed by the Board of Commissioners and is responsible for seeing that the decisions of the Board are administered and successfully carried out throughout the organization on a day-to-day basis. The Administrator has direct responsibility over all county government departments other than those headed by one of the County's elected Constitutional Officers.

Major Department Functions

- ◇ Implement policies set by the Board of Commissioners and ensure organizational compliance.
- ◇ Maintain effective communication and working relationships with Constitutional Officers.
- ◇ Responsible for the development of the annual operating budget and capital budget program.

Major Goals

- ◇ Implement Commissioners' annual planning initiatives.
- ◇ Continue the process of transitioning to an E-government environment.
- ◇ Research the feasibility of the development and implementation of performance measures throughout the organization.

Significant Expenditure and Staffing Changes

- ◇ No significant changes.

BUDGET SUMMARY	FY 2016 Actual	FY 2017 Budget	FY 2017 Actual	FY 2018 Adopted
APPROPRIATIONS				
Personal Services	\$ 320,729	\$ 315,789	\$ 298,674	\$ 303,191
Operating	27,948	26,651	26,100	23,066
Capital Outlay	-	-	-	-
Total Appropriations	\$ 348,677	\$ 342,440	\$ 324,774	\$ 326,257

PERSONNEL - (FTE)	FY 2015 Budget	FY 2016 Budget	FY 2017 Budget	FY 2018 Adopted
Total Personnel	2.000	2.000	2.000	2.000

Department:	Administration	Cost Center:	10010320
Function:	General Government	Fund:	General

WORKLOAD INDICATORS	FY 2014	FY 2015	FY 2016	FY 2017
County Work Force	720.314	723.089	725.439	728.174
Meetings	34	30	27	29
General Fund Operating Budget:				
Revenues	\$ 44,795,105	\$ 47,080,465	\$ 47,635,730	\$ 49,206,743
Expenditures	\$ 41,301,440	\$ 44,190,201	\$ 46,086,229	\$ 47,100,351

PERFORMANCE MEASURES	FY 2015 Actual	FY 2016 Actual	FY 2017 Estimated	FY 20178 Projected
Citizen complaint response time. Goal: Within 8 hours.	100%	100%	100%	100%
Employee issue response time. Goal: Within 8 hours.	100%	100%	100%	100%
Inquiries resolved within 2 weeks. Goal: 100%.	100%	100%	100%	100%
Meet with department directors weekly to discuss issues of concern, policy changes, and maintain open lines of communication.	100%	100%	100%	100%
24 hour turnaround time on changes to website	100%	100%	100%	100%

Department:	Buildings & Grounds Maintenance	Cost Center:	10010565
Function:	General Government	Fund:	General

Mission Statement

The mission of the Building and Grounds Department is to improve and create a quality environment within all County facilities. These facilities will allow county employees, residents and visitors to have a sense of pride, feel safe and be comfortable while conducting business or participating in leisure or recreational activities.

Major Department Functions

- ◇ Building & Grounds Maintenance provides support to all departments within the County Government.
- ◇ It is the responsibility of the department to insure that the working environment of employees and County assets are maintained functional and in safe condition.

Major Goals

- ◇ Long range goals consist of the development of training programs that are directly related to the department functions, including computer training for key employees to maximize tracking of projects and their related costs. Long range goals will be ongoing, with visible results measure in project reporting.
- ◇ Short range goals for the department consist of assigned projects for various county departments. The internal projects are assigned a time frame for each task necessary to complete the project including cost estimates and expense tracking.
- ◇ Other goals include the on going beautification and maintenance of our County Buildings and Grounds. Scheduling of each task will insure completion. The satisfaction of involved sports associations and Fayette citizens will be the ultimate tracking of successful goals.

Significant Expenditure and Staffing Changes

- ◇ No significant changes

BUDGET SUMMARY	FY 2016 Actual	FY 2017 Budget	FY 2017 Actual	FY 2018 Adopted
APPROPRIATIONS				
Personal Services	\$ 1,393,514	\$ 1,287,051	\$ 925,224	\$ 1,333,217
Operating	180,797	193,054	182,112	170,587
Capital Outlay	180	16,885	16,885	23,631
Total Appropriations	\$ 1,574,491	\$ 1,496,990	\$ 1,124,221	\$ 1,527,435

Department:	Buildings & Grounds Maintenance	Cost Center:	10010565
Function:	General Government	Fund:	General

PERSONNEL - (FTE)	FY 2015 Budget	FY 2016 Budget	FY 2017 Budget	FY 2018 Adopted
Total Personnel	28.600	26.600	26.600	26.600

WORKLOAD INDICATORS	FY 2014 Actual	FY 2015 Actual	FY 2016 Actual	FY 2017 Estimate
Number of work orders	2,088	2,105	2,200	2,200
Square footage of buildings	690,808	690,808	700,000	700,000
# of Building Maintenance Techs	8	8	8	8
Maintenance of buildings - sq. feet per Tech	86,351	86,351	87,500	87,500
Total acreage (including ball fields)	590	590	590	590
# of Grounds Maintenance Techs	12	12	12	12
Maintenance of grounds - acres per Tech	49	49	49	49

Department:	County Commission	Cost Center:	10010110
Function:	General Government	Fund:	General

Mission Statement

Our mission is to provide all who need our services with prompt and accurate information about Fayette County government's services in general and the actions, decisions, and activities of the board of County Commissioners in particular.

Major Functions

- ◇ Prepare the Board of Commissioners for open, public business meetings, through the use of a formal agenda.
- ◇ Ensure the public's awareness/notification of meetings of the Board of Commissioners, in accordance with Georgia's "Open Meetings Act".
- ◇ Provide the members of the board of Commissioners with information and research to assist them in making sound decisions.
- ◇ Provide the members of the Board of Commissioners with information and assistance with responding to, meeting with, or other interaction with the public and others.
- ◇ Create, disseminate and maintain complete and accurate records from meetings and activities of the Board of Commissioners.
- ◇ Comply with all deadlines and requirements of Georgia's "Open Records Act".
- ◇ Official custodian of all records, including but not limited to correspondence, contracts, agreements and other documents related to the decisions, actions and activities of the Board of Commissioners.
- ◇ Assist all Departments and Elected Officials with information in a timely manner, including but not limited to dissemination of information immediately following Board meetings.
- ◇ Assist members of the Board of Commissioners with issues and relationships with other governments and officials at every level.
- ◇ Assist members of the Board of Commissioners with training and educational opportunities and requirements and ensure appropriate training for the Department's staff.

Major Goals

- ◇ Discontinue deficit budgeting by keeping current expenses in line with current revenues.
- ◇ Enhance the services provided to the citizens of Fayette County.
- ◇ Continue the process of amending, updating, and republishing the County Code of Ordinances.

Significant Expenditure and Staffing Changes

- ◇ No significant changes

Department:	County Commission	Cost Center:	10010110
Function:	General Government	Fund:	General

BUDGET SUMMARY	FY 2016 Actual	FY 2017 Budget	FY 2017 Actual	FY 2018 Adopted
APPROPRIATIONS				
Personal Services	\$ 231,915	\$ 249,819	\$ 246,443	\$ 256,505
Operating	198,143	245,656	192,937	284,345
Capital Outlay	-	4,000	1,625	
Total Appropriations	\$ 430,058	\$ 499,475	\$ 441,005	\$ 540,850

PERSONNEL - (FTE)	FY 2015 Budget	FY 2016 Budget	FY 2017 Budget	FY 2018 Adopted
Total Personnel	6.000	6.000	6.000	6.000

WORKLOAD INDICATORS	2014	2015	2016	2016
Population	109,500	110,700	110,814	110,975
Commission Meetings	34	30	27	29

Department:	Contingency	Cost Center:	10010599
Function:	General Government	Fund:	General

Major Department Functions

- ◇ Cost center that includes moneys approved by the Board for unforeseen occurrences.

Significant Expenditure Changes

- ◇ Anticipated amountt to be used for Merit Increases in General Fund

BUDGET SUMMARY	FY 2016 Actual	FY 2017 Budget	FY 2017 Actual	FY 2018 Adopted
APPROPRIATIONS				
Contingency	\$ -	\$ 6,060	\$ -	\$ 556,705
Total Appropriations	\$ -	\$ 6,060	\$ -	\$ 556,705

Department:	Elections	Cost Center:	10010400
Function:	General Government	Fund:	General

Mission Statement

The Fayette County Board of Elections and Voter Registration commits to conducting fair and impartial federal, state and local elections and to register citizens to vote. We ensure the electoral process will be conducted professionally and consistently, by demonstrating neutrality and non-partisan decision-making based upon a thorough knowledge of and compliance with all election laws. We are dedicated to providing excellent customer service to candidates, media and voters by following and helping the public to follow current federal, state and local election laws.

Major Department Functions

- ◇ Register qualified Fayette County residents and maintain current voter registration records.
- ◇ Conduct general and run-off (local, state and national), primary, special and municipal elections.
- ◇ Provide information to the Georgia Secretary of State.
- ◇ Enforce voter registration and election laws.
- ◇ Conduct Early/Advance Voting in the Elections Office for one-week prior to each election and up to two additional satellite locations beginning 21 days prior to each election.
- ◇ Conduct Absentee Voting out of the Elections Office for 45 days prior to each election for civilians, military personnel, the elderly and disabled, and other county citizens. Applications for ballots can be received up to 180 days prior to each election.
- ◇ Process voter registration applications received from Department of Public Safety, public libraries, Department of Human Services sites, Armed Forces Recruiting facilities and through the mail.
- ◇ Maintain the accuracy and integrity of the Statewide voter registration database by keeping current with name and address changes, deaths and felony convictions.
- ◇ Prepare DRE Touchscreen, Express Polls, and OptiScan units for use in conducting elections.
- ◇ Recruit and train 250 to 450 poll officers for each election.
- ◇ Conduct Deputy Registrar training.
- ◇ Assess and ensure polling place are in compliance with ADA and other disability laws.
- ◇ Act as Qualifying Officer for Fayette County under the Georgia Government Transparency & Campaign Finance Commission.
- ◇ Participate in State-mandated election official certification program and continuing education programs.

Department:	Elections	Cost Center:	10010400
Function:	General Government	Fund:	General

Major Goals

- ◇ Conduct uncontested elections to be the best of our ability.
- ◇ Maintain public confidence by running the office in an efficient manner.
- ◇ Recruit, train, and maintain quality poll officers to manage polling precincts.
- ◇ Hopefully if funding is approved for the EASY VOTE software/equipment, this will make the ethical filings more efficient and accurate and accessible for the candidates and elected officials and citizens of Fayette County.

Significant Expenditure and Staffing Changes

- ◇ No significant changes

BUDGET SUMMARY	FY 2016 Actual	FY 2017 Budget	FY 2017 Actual	FY 2018 Adopted
APPROPRIATIONS				
Personal Services	\$ 536,046	\$ 537,088	\$ 478,040	\$ 474,417
Operating	104,415	132,666	63,303	137,896
Capital Outlay	23,132	500	-	2,200
Total Appropriations	\$ 663,593	\$ 670,254	\$ 541,343	\$ 614,513

PERSONNEL - (FTE)	FY 2015 Budget	FY 2016 Budget	FY 2017 Budget	FY 2018 Adopted
Total Personnel	4.500	4.500	4.500	4.500

WORKLOAD INDICATORS	FY 2008 Actual	FY 2009 Actual	FY 2010 Actual	FY 2011 Estimate
Total Registered Voters (Active & Inactive)	74,246	75,448	76,980	78,000
Number of Precincts	40	40	40	40
Number of Elections Held (Including Municipal Elections)	4	4	4	4
Number of Votes	44,403	122,562	33,122	66,000
Applications Processed - TOTAL	12,644	12,575	6,781	9,425
New Registered Voters	4,631	3,567	2,656	3,200
Duplicate Applications	3,478	3,792	1,281	3,150
Transfers	2,264	2,575	1,437	1,550
Name/Address/Both Changes	2,271	2,641	1,407	1,525
Number of Absentee/Early/Advance Voting	8,266	80,877	7,165	12,000

Department:	Engineering	Cost Center:	10010575
Function:	General Government	Fund:	General

Mission Statement

The mission of the Engineering Department is to provide a safe and efficient transportation system within Fayette County through planning, design, review and construction oversight of transportation related projects. This includes implementation of the County's transportation SPLOST.

Major Department Functions

- ◇ Interprets and enforces Articles within the County's Development Regulations
- ◇ Provides in-house design, permitting and construction, oversight services
- ◇ Acquires and maintains documentation of right-of-way
- ◇ Implements the County's Transportation Special Purpose Local Option Sales Tax (SPLOST) program

Major Goals and Objectives

- ◇ Begin Implementation of 2017 SPLOST
- ◇ Continue implementation of SPLOST transportation projects, per the 2003 Comprehensive Transportation Plan
- ◇ Provide design, permitting, and right-of-way procurement services for the Stormwater Utility.

Performance Measures and Workload Indicators

- ◇ Implement SPLOST projects per the implementation schedule.
- ◇ Track SPLOST expenditures on monthly basis against projections.
- ◇ Review site plans and plats for new developments within 2-weeks of receipt.

Significant Expenditure and Staffing Changes

- ◇ No significant changes

Department:	Engineering	Cost Center:	10010575
Function:	General Government	Fund:	General

BUDGET SUMMARY	FY 2016 Actual	FY 2017 Budget	FY 2017 Actual	FY 2018 Adopted
APPROPRIATIONS				
Personal Services	\$ 204,639	\$ 248,345	\$ 224,813	\$ 263,430
Operating	1,183	9,100	2,885	20,464
Capital Outlay	-	-	-	-
Total Appropriations	\$ 205,822	\$ 257,445	\$ 227,698	\$ 283,894

PERSONNEL - (FTE)	FY 2015 Budget	FY 2016 Budget	FY 2017 Budget	FY 2018 Adopted
Total Personnel	6.000	3.000	3.000	3.000

Department:	Finance	Cost Center:	10010510
Function:	General Government	Fund:	General

Mission Statement

The mission of Finance is to provide timely, accurate, relevant, and accessible financial data, services, analysis, and guidance to our customers and to promote confidence in these products as sound foundations for effective management of County resources.

Major Department Functions

- ◇ Accounting: record activity to general ledger for revenues collected, receivables billed, payables processed, and occupational tax certificates issued.
- ◇ Annual Audit: perform fiscal year end close of the accounting records conforming to Generally Accepted Accounting Principles (GAAP) and create work papers with supporting documentation for the annual audit.
- ◇ Budget: prepare balanced annual Operating and Capital budgets in accordance with management parameters and administer adopted budgets in accordance with the budgetary laws of the State of Georgia.
- ◇ Financial Reporting: prepare and submit monthly reports of financial results and the Comprehensive Annual Financial Report (CAFR), which clearly and accurately articulates the county's financial position.
- ◇ Investments: maintain bank reconciliations and meet disbursement obligations while maximizing interest earning
- ◇ Payroll: transmit direct deposits, report liabilities to appropriate agency, and file W-2's, 1099's, and IRS returns
- ◇ Purchasing Card: oversee the county's program and monitor activity for compliance with adopted policy.
- ◇ Special Projects: complete research and analysis to address questions raised by the Board of Commissioners and the general public.

Major Goals

- ◇ Update staff responsibilities and job descriptions for the major Finance functions as well as related procedures for audit schedules and reports produced in Finance.
- ◇ Review and update policies related to Purchasing Card, Asset management and the Budget Process including CIP.
- ◇ Develop RFP related to Banking and Merchant Services for implementation by the end of the fiscal year.
- ◇ Develop updated process to streamline and effectively manage County contracts between the Purchasing Department, Finance Department, and the department involved.
- ◇ Improve and streamline the tracking and reconciliation process for Water System and Stormwater projects.

Significant Expenditure and Staffing Changes

- ◇ No significant changes

Department:	Finance	Cost Center:	10010510
Function:	General Government	Fund:	General

BUDGET SUMMARY	FY 2016 Actual	FY 2017 Budget	FY 2017 Actual	FY 2018 Adopted
APPROPRIATIONS				
Personal Services	\$ 969,176	\$ 983,189	\$ 936,147	\$ 984,217
Operating	163,340	207,482	193,848	208,070
Capital Outlay	607	2,880	-	-
Total Appropriations	\$ 1,133,123	\$ 1,193,551	\$ 1,129,995	\$ 1,192,287

PERSONNEL - (FTE)	FY 2015 Budget	FY 2016 Budget	FY 2017 Budget	FY 2018 Adopted
Total Personnel	14.000	13.850	13.850	14.650

WORKLOAD INDICATORS	FY 2014	FY 2015	FY 2016	FY 2017
County Work Force (full-time equivalent)	720.314	723.089	725.439	728.174
Accounts payable checks processed	8,048	8,097	8,948	8,803
Accounts payable invoices	14,483	14,919	17,192	16,692
ACH - Utility payments	3,811	3,823	3,879	3,928
Budget Amendments/Transfers	209	74	70	55
New Occupational Tax Certificates	1,889	1,793	1,799	1,778
G/L Journals	3,446	3,193	3,445	3,477
Travel requests processed	129	55	176	195
P-Card Transactions	2,934	3,643	3,256	3,780
Receipts	6,418	7,755	7,428	8,662

RESULTS MEASURES	FY 2014	FY 2015	FY 2016	FY 2017
Bond Credit rating:				
Standard & Poors	AA+	AAA	AAA	AAA
Moody's	Aa1 positive	Aaa	Aaa	Aaa
M&O Millage Rate	5.6	5.17	4.917	4.509
Distinguished Budget Presentation Award received	Yes	Yes	Yes	Yes
Financial Reporting Achievement Award (CAFR) received	Yes	Yes	Yes	Yes

Department:	Human Resources	Cost Center:	10010540
Function:	General Government	Fund:	General

Mission Statement

The mission of Human Resources is to provide timely, accurate, relevant, and easily accessible human resource data, services, analysis, and guidance to our customers and to promote confidence in these products as sound foundations for effective management of County Human Resources.

Major Departmental Functions

- ◇ Provide administrative and technical assistance to employees in the areas of policy development and compliance; recruitment and selection; classification and compensation; employee development; employee relations, employee recognition and employee performance appraisal.
- ◇ Administer a comprehensive employee benefits program including health, dental and vision reimbursement plans, wellness, retirement, life insurance, workers' compensation, deferred compensation, deferred compensation and disability.
- ◇ Payroll administration.
- ◇ Maintain employee master files.

Major Goals

- ◇ Continually maintain and update Employee Self Service with pertinent employee and applicant information in order to promote employee comfort level with system utilization
- ◇ Continue to utilize Munis Workflow for personnel requisitions
- ◇ Utilize TCM with Munis Workflow to convert file storage from paper to electronic
- ◇ Implement Kronos timekeeping software in all departments

Significant Expenditure and Staffing Changes

- ◇ No significant changes

BUDGET SUMMARY	FY 2016 Actual	FY 2017 Budget	FY 2017 Actual	FY 2018 Adopted
APPROPRIATIONS				
Personal Services	\$ 329,490	\$ 338,224	\$ 344,349	\$ 351,946
Operating	70,584	122,203	110,315	93,955
Capital Outlay	988	-	-	-
Total Appropriations	\$ 401,062	\$ 460,427	\$ 454,664	\$ 445,901

Department:	Human Resources	Cost Center:	10010540
Function:	General Government	Fund:	General

PERSONNEL - (FTE)	FY 2015 Budget	FY 2016 Budget	FY 2017 Budget	FY 2018 Adopted
Total Personnel	4.500	5.000	5.000	5.000

WORKLOAD INDICATORS	FY 2014	FY 2015	FY 2016	FY 2017
County Work Force (full-time equivalent)	720.314	723.089	725.439	728.174
Personnel Requisitions	59	63	75	85
Job Applications	1,231	1,348	2,218	3,450
Classification Changes	94	132	160	225
Exit Interviews	53	62	63	75
Internal Training Programs	45	49	52	55
Dental/Ortho Reimbursement Claims *	1,735	N/A*	N/A*	N/A*
Vision Reimbursement Claims	393	378	411	420
Workers Comp Claims	67	78	111	100

* Dental now fully insured, no longer handled in-house

Department:	Information Systems	Cost Center:	10010535
Function:	General Government	Fund:	General

Mission Statement

To provide Enterprise Technology solutions to County leaders and staff so they can meet their goals and deliver effective and efficient services to our customers.

Major Department Functions

- ◇ Providing installation, service, and support of County technology systems. By keeping County systems available and staff operational, departments can efficiently provide services to the citizens of Fayette County. The scope of support offered by the IS Department includes, but is not limited to, the following areas:
 - ◇ Desktop Support- Includes desktop computers, laptops, printers, and other peripherals. This also includes support of desktop software such as Microsoft Office and other third party desktop applications.
 - ◇ Server Support- Includes support of individual physical servers as well as the County's IBM Blade Centers and Storage Area Network (SAN) equipment used in the County's VMware virtual server architecture.
 - ◇ Application Support- Installation and support services for the County's third-party applications and their vendors. Some of the larger applications are: MUNIS – Finance, Purchasing, HR, and Water System Utility Billing; TCM – Tyler Content Manager; SPILLMAN RMS – Sheriff's Office and Jail Records Management SPILLMAN CAD - 911's Computer Aided Dispatch system; iasWORLD – Tax Assessor's Appraisal & Tax Software; ESRI GIS Systems – The county's GIS mapping software used throughout the county; ENERGOV – Permits & Inspections Permitting and Plan Review; MANATRON – Tax Commissioner's Property Tax Software; COTT – Superior Court Clerk's Real Estate Software; ICON – Superior Court Clerk's Civil & Criminal Case Management; and CJT – Probate Court's Software system.
 - ◇ Networking- Install and support all County servers including all file and application servers. This includes support of individual physical servers as well as the County's IBM Blade Centers and Storage Area Network (SAN) equipment used in the County's VMware virtual server architecture.
 - ◇ Security- Establish and maintains security and access rights to the County's computers, servers, networks, and applications. The department also protects the county computers from viruses, spyware, and spam while also managing various physical security systems such as the County's Proxy Card systems.
 - ◇ Technology Research & Development- While service and support are key responsibilities of the IS Department, research and testing of the latest technology trends is necessary to assure that the County is taking full advantage of advancements in technology

Major Goals

- ◇ Accomplish objectives set forth in the fourth year of the County's Strategic Technology Plan
- ◇ Create improved department policies and procedures to protect the County and its employees from legal issues and to provide an effective and efficient working environment.

Department:	Information Systems	Cost Center:	10010535
Function:	General Government	Fund:	General

Significant Expenditure and Staffing Changes

◇ No significant changes

BUDGET SUMMARY	FY 2016 Actual	FY 2017 Budget	FY 2017 Actual	FY 2018 Adopted
APPROPRIATIONS				
Personal Services	\$ 766,556	\$ 769,638	\$ 725,232	\$ 764,135
Operating	240,611	263,139	213,472	310,157
Capital Outlay	4,822	5,500	50	6,200
Total Appropriations	\$ 1,011,989	\$ 1,038,277	\$ 938,754	\$ 1,080,492

PERSONNEL - (FTE)	FY 2015 Budget	FY 2016 Budget	FY 2017 Budget	FY 2018 Adopted
Total Personnel	8.000	10.000	10.000	10.000

WORKLOAD INDICATORS	FY 2014	FY 2015	FY 2016	FY 2017
Total Work Orders	3,121	4,319	4,545	4,168

PERFORMANCE MEASURES	FY 2014	FY 2015	FY 2016	FY 2017
Hardware:				
Work Days (260 days less vacation and holidays)	250	250	250	250
Closed Work Orders	692	871	908	951
Average Closed Per Day	2.8	3.5	3.6	3.8
Percent of Total Work Orders	22.17%	20.17%	19.98%	22.82%
Software:				
Work Days	250	250	250	250
Closed Work Orders	953	1,650	1,714	1,254
Average Closed Per Day	3.8	6.6	6.9	5.0
Percent of Total Work Orders	30.54%	38.20%	37.71%	30.09%
Phones				
Work Days	250	250	250	250
Closed Work Orders	190	307	338	380
Average Closed Per Day	0.8	1.2	1.4	1.5
Percent of Total Work Orders	6.09%	7.11%	7.44%	9.12%

Department:	Information Systems	Cost Center:	10010535
Function:	General Government	Fund:	General

PERFORMANCE MEASURES (cont)	FY 2014	FY 2015	FY 2016	FY 2017
Network/Internet				
Work Days	250	250	250	250
Closed Work Orders	846	115	1,101	769
Average Closed Per Day	3.4	0.5	4.4	3.1
Percent of Total Work Orders	27.11%	2.66%	24.22%	18.45%
Internet:				
Work Days	250	250	250	250
Closed Work Orders	440	376	484	814
Average Closed Per Day	1.8	1.5	1.9	3.3
Percent of Total Work Orders	14.10%	8.71%	10.65%	19.53%
Total Closed per Day	12.5	13.3	18.2	16.7

Department:	Law Department	Cost Center:	10010530
Function:	General Government	Fund:	General

Mission Statement

The Law Department is a cost center that accounts for legal services provided by the County Attorney and for expenditures arising from litigation.

Significant Expenditure and Staffing Changes

◇ No significant changes

BUDGET SUMMARY	FY 2016 Actual	FY 2017 Budget	FY 2017 Actual	FY 2018 Adopted
APPROPRIATIONS				
Personal Services	\$ -	\$ -	\$ -	
Operating	403,871	260,683	260,682	236,600
Capital Outlay	-	-	-	-
Total Appropriations	\$ 403,871	\$ 260,683	\$ 260,682	\$ 236,600

Department:	General Government Non Departmental	Cost Center:	10010090
Function:	General Government	Fund:	General

Major Department Functions

This is a cost center used to account for expenditures not allocated to individual General Government departments

Significant Expenditure Changes

◇ Technology Allocations distributed among departments

BUDGET SUMMARY	FY 2016 Actual	FY 2017 Budget	FY 2017 Actual	FY 2018 Adopted
APPROPRIATIONS				
Personal Services	\$ -	\$ -	\$ -	\$ -
Operating	\$ 470,502	\$ 354,877	\$ 321,183	\$ 332,612
Capital Outlay	-	-	-	-
Total Appropriations	\$ 470,502	\$ 354,877	\$ 321,183	\$ 332,612

Department:	Purchasing	Cost Center:	10010517
Function:	General Government	Fund:	General

Mission Statement

To partner with county departments, vendors, and stakeholders in order to acquire the most appropriate goods and services at the best price.

Major Department Functions

- ◇ Procure materials, supplies, and services on the open market for purchases within the authority assigned to the Director of Purchasing.
- ◇ Procure materials, supplies, and services through the competitive sealed bid or sealed proposal process for transactions in which prior approval rests with the Board of Commissioners.
- ◇ Enable equal access by vendors to county business through maintenance of a bidders' list, adequate advertising of bid or proposal opportunities, and transparent processes.
- ◇ Provide financial savings through development of contracts for goods or services used by multiple departments, in cases which benefit the county.
- ◇ Dispose of surplus county property through public auction, internet, or other approved methods.

Major Goals

- ◇ Conduct the annual internal customer service survey as a part of the department's on-going performance improvement initiative.
- ◇ Reduce utility costs by converting existing lighting to Light Emitting Diode (LED) or other more efficient technology (excluding parks)

Significant Expenditure and Staffing Changes

- ◇ No significant expenditure and staffing changes.

BUDGET SUMMARY	FY 2016 Actual	FY 2017 Budget	FY 2017 Actual	FY 2018 Adopted
APPROPRIATIONS				
Personal Services	\$ 179,974	\$ 176,948	\$ 181,340	\$ 183,357
Operating	24,957	27,461	22,559	27,167
Capital Outlay	-	200	-	248
Total Appropriations	\$ 204,931	\$ 204,609	\$ 203,899	\$ 210,772

Department:	Purchasing	Cost Center:	10010517
Function:	General Government	Fund:	General

PERSONNEL - (FTE)	FY 2015 Budget	FY 2016 Budget	FY 2017 Budget	FY 2018 Adopted
Total Personnel	3.000	3.000	3.000	3.000

WORKLOAD MEASURES	FY 2014	FY 2015	FY 2016	FY 2017 Estimate
Purchase Orders Issued	742	771	666	650
Invitations for bids released	12	38	14	16
Request for proposals released	9	8	6	15
Request for quotes released	N/A	N/A	80	80
Items/lots of surplus sold	68	40	39	45

RESULTS MEASURES	FY 2014 Actual	FY 2015 Actual	FY 2016 Actual	FY 2017 Estimate
Avg. # of days to process sealed bids	76	73	70	70
Avg. # of days to process request for proposals	75	134	94	85
Amount of revenue from sale of surplus	44,078	37,500	72,873	459,422
Internal customer service rating	4.65	4.4	4.48	4.5

Department:	Tax Assessor	Cost Center:	10010550
Function:	General Government	Fund:	General

Mission Statement

Secure a just valuation for ad valorem tax purposes of all real and personal property, provide for uniform assessment of these properties and administer exemptions pursuant to Georgia law.

Major Department Functions

- ◇ Ensure that all taxable property within the County is returned and assessed for taxes at its fair market value and that each taxpayer shall pay only his proportionate share of taxes.
- ◇ Maintain all tax records and maps for the County including, but not limited to, the mapping, platting, cataloging, and indexing of all real and personal property in the County.

Major Goals & Objectives

- ◇ Discover, research, and assess all real property in Fayette County.
- ◇ Discover, research, and assess all tangible personal property in Fayette County including business, furniture, fixtures, machinery, equipment and inventory, golf carts, boats, airplanes, heavy duty equipment and mobile homes.
- ◇ Administer Homestead Exemption, verifying qualifications and approving or disapproving exemptions based on Georgia statute.
- ◇ Administer Current Use Covenant assessments, verifying qualifications and approving or disapproving exemptions based on Georgia statute.
- ◇ Administer Freeport Exemption and Pollution Control Equipment Exemption, verifying qualifications and approving or disapproving exemptions based on Georgia statute.
- ◇ Send notices to all property owners and implement review/appeal process.
- ◇ Conduct individual assessment review for Value, Taxability, Uniformity and Denial of exemption, presenting a preponderance of evidence to the Board of Equalization and Superior Court.
- ◇ Continue working on the GIS base layers.

Significant Expenditure and Staffing Changes

- ◇ Two full time Appraiser positions added

Department:	Tax Assessor	Cost Center:	10010550
Function:	General Government	Fund:	General

BUDGET SUMMARY	FY 2016 Actual	FY 2017 Budget	FY 2017 Actual	FY 2018 Adopted
APPROPRIATIONS				
Personal Services	\$ 788,455	\$ 791,200	\$ 804,433	\$ 916,876
Operating	115,305	185,421	103,135	\$ 200,316
Capital Outlay	-	-	-	-
Total Appropriations	\$ 903,760	\$ 976,621	\$ 907,568	\$ 1,117,192

PERSONNEL - (FTE)	FY 2015 Budget	FY 2016 Budget	FY 2017 Budget	FY 2018 Adopted
Total Personnel	12.450	13.450	13.450	14.725

WORKLOAD INDICATORS	FY 2014	FY 2015	FY 2016	FY 2017 Estimate
Real Estate Parcels assessed	42,212	42,328	42,915	43,250
Personal Property Accounts assessed	5,507	5,615	5,650	5,700
Mobile Homes assessed	1,113	1,113	1,113	1,120
Real Estate Parcels mapped	175	225	470	500
Deeds & PT-61 (Real Estate Transfer Declaration) forms	5906	8128	11945	12000
Homestead Exemptions reviewed & placed on digest	28,799	29,026	29,050	29,500
Current Use Assessments reviewed & placed on digest	585	586	598	610
Freeport Exemptions reviewed & assessed	86	94	98	100
Pollution Control Exemptions reviewed & assessed	1	1	1	1
Assessment Notices generated & mailed for Real Estate Parcels	42,283	42,328	42,915	43,250
Assessment Notices generated & mailed for personal property accounts	841	1,060	1,100	1,200

PERFORMANCE MEASURES	FY 2014	FY 2015	FY 2016	FY 2017 Estimate
# of Real Estate parcels inspected	1,300	2,400	3,000	3,500
# of appeals as a % of taxable real estate parcels	2.50%	3.80%	4.00%	5.00%
# of appeals as a % of taxable personal property accounts	1.00%	5.00%	5.00%	5.00%
Net reduction in tax base due to appeals as a % of Total Market Value appealed	1.50%	2.50%	1.00%	2.50%

Department:	Tax Commissioner	Cost Center:	10010545
Function:	General Government	Fund:	General

Major Department Functions

- ◇ Administer the ad valorem tax collection function for the County.
- ◇ Disburse tax collections to governing authorities of the state, county, school system and municipalities.

Major Goals

- ◇ Collect at a minimum 98 percent of the property taxes levied in the upcoming year.
- ◇ Continue the efforts to reduce the amount of delinquent property taxes outstanding.
- ◇ Implement on line payment system for auto registration and property tax.

Significant Expenditure and Staffing Changes

- ◇ Newly elected Tax Commissioner and one position eliminated

BUDGET SUMMARY	FY 2016 Actual	FY 2017 Budget	FY 2017 Actual	FY 2018 Adopted
APPROPRIATIONS				
Personal Services	\$ 915,509	\$ 910,234	\$ 884,400	\$ 880,207
Operating	173,499	212,937	176,490	209,631
Capital Outlay	-	1,000	-	1,000
Total Appropriations	\$ 1,089,008	\$ 1,124,171	\$ 1,060,890	\$ 1,090,838

PERSONNEL - (FTE)	FY 2015 Budget	FY 2016 Budget	FY 2017 Budget	FY 2018 Adopted
Total Personnel	17.000	17.000	17.000	16.000

WORKLOAD INDICATORS	2014	2015	2016	2017
Number of tax bills	47,719	43,074	42,638	43,067
Number of tags sold	94,880	109,054	124,355	112,257
Percentage of tax bills collected	95.0%	99.3%	99.0%	92.0%

Department:	Board of Equalization	Cost Center:	10020185
Function:	Judicial	Fund:	General

Mission Statement

The Board of Equalization is a three member panel comprised of Fayette County tax payers. They are appointed by the Fayette County Grand Jury and are not in any way affiliated with the Board of Assessors.

Major Department Functions

- ◇ Schedule appointments with Fayette County taxpayers in order to review appeals on Fayette County property tax assessments.
- ◇ A decision by this board will override the Fayette County Board of Assessors

Significant Expenditure and Staffing Changes

- ◇ House Bill #202 which went into effect 01/01/2016 requires the Board of Equalization to be its own distinct budget unit. In prior years, the BOE was included in the Superior Court budget.

BUDGET SUMMARY	FY 2016 Actual	FY 2017 Budget	FY 2017 Actual	FY 2018 Adopted
APPROPRIATIONS				
Personal Services	\$ -	\$ 7,606	\$ 6,217	\$ 7,606
Operating	-	9,100	7,165	9,130
Capital Outlay	-	-	-	-
Total Appropriations	\$ -	\$ 16,706	\$ 13,382	\$ 16,736

WORKLOAD INDICATORS	2013 Actual	2014 Actual	2015 Actual	2016 Actual
Number of Cases Filed	232	262	414	521
Number of Cases Processed	232	262	414	493
Number of Cases Withdrawn	-	-	-	133
Number of No Show Cases	-	-	-	123
Scanned Proceedings	1,454	1,939	2,113	3,480
Scanned Pages	1,967	2,583	2,971	5,466
Number of Calendars	18	21	15	23
Number of Hearings	255	348	245	292

Department:	Clerk of State Court	Cost Center:	10020310
Function:	Judicial	Fund:	General

Mission Statement

The mission of the Clerk of State Court is to be responsive, innovative and efficient when providing citizens a true and correct comprehensive permanent court record and other official court documents. In an expedient approach through the automation and computerization of indices and digitized legal documents and web application, the mission of the State Court Clerk's Office is to offer a more modern technological interaction with the community. The Clerk's Office is committed to strengthen and uphold our participation in the Judicial Process by ensuring compliance with statutes and to facilitate interaction between the Jurors, Judges, Attorneys and other governmental agencies.

Major Department Functions

- ◇ Attend sessions of court ensuring compliance of all jury management and court records.
- ◇ Record and maintain a complete and accurate record of all court cases and proceedings.
- ◇ Civil Division: Ensure compliance of civil documents; assess and collect costs; issue summons and subpoenas; administer the Jury selection process.
- ◇ Criminal Division: To maintain criminal files; collect fines and forfeitures; prepare final disposition; electronically transmit to Georgia Crime Information Center and Department of Public Safety.
- ◇ Traffic Division: Ensure filing of all traffic citations; ensure court forms are filed within mandates; collect fines and forfeitures on citations; electronically transmit to Department of Public Safety; and ensure the filing of all ordinance cases.
- ◇ Administrative Division: To accurately and timely balance reports; make deposits and disperse monies. Ensure confidentiality of personnel records and payroll. Prepare budget and reconcile expenditures.

Major Goals

- ◇ To effectively manage the Clerk's Office on a reduced budget for the benefit of all County Departments.
- ◇ Work together with Sheriff for a successful data exchange of Traffic data.
- ◇ Implement Criminal Judicial Data Exchange beyond the arrest warrant phase.
- ◇ Include District Attorney & Public Defender's Offices & GCIC to the current arrest warrant exchange
- ◇ Build Judge dashboard for final dispositions in criminal cases
- ◇ Implement a web based jury portal for citizen access
- ◇ Complete full implementation of E-filing to include document retrieval and electronic filing of garnishment proceedings.

Department:	Clerk of State Court	Cost Center:	10020310
Function:	Judicial	Fund:	General

Significant Expenditure and Staffing Changes

◇ No significant expenditure or staffing changes.

BUDGET SUMMARY	FY 2016 Actual	FY 2017 Budget	FY 2017 Actual	FY 2018 Adopted
APPROPRIATIONS				
Personal Services	\$ 268,075	\$ 267,912	\$ 272,466	\$ 274,903
Operating	27,591	31,905	25,052	31,905
Capital Outlay	-	-	-	-
Total Appropriations	\$ 295,666	\$ 299,817	\$ 297,518	\$ 306,808

PERSONNEL - (FTE)	FY 2015 Budget	FY 2016 Budget	FY 2017 Budget	FY 2018 Adopted
Total Personnel	5.000	5.000	5.000	5.000

WORKLOAD INDICATORS	2013 Actual	2014 Actual	2015 Actual	2016 Actual
Civil Cases processed	607	760	798	826
Criminal Cases processed	1,494	3,257	3,689	4,882
Traffic Cases processed	4,536	3,512	3,929	3,197
Ordinances Cases processed	377	427	460	483
Revocation Cases processed	681	629	693	738
DPS Case Notices processed	306	440	511	412
DUI Court Cases	-	-	-	16
Total Cases Filed	8,001	9,025	10,080	10,554
Total GCIC Transmissions	3,119	3,235	3,422	4,359
Total DPS Transmissions	3,299	3,324	4,771	4,545
Number of Civil Proceedings	4,757	7,977	8,326	9,900
Number of Criminal Proceedings	23,505	35,259	41,082	50,472
Number of Traffic Proceedings	9,757	11,212	12,140	10,442
Number of Ordinance Proceedings	1,504	1,567	2,128	2,358
Total Number of Proceedings	39,523	56,015	63,676	73,172
Number of Civil Scanned Pages	20,890	36,801	43,058	44,934
Number of Criminal Scanned Pages	41,745	63,666	72,726	86,209
Number of Traffic Scanned Pages	18,725	21,578	23,287	20,136
Number of Ordinance Scanned Pages	1,859	1,869	2,651	2,762
Total Number of Scanned Pages	83,219	123,914	141,722	154,041
Total Minute Book Pages Recorded	2,812	4,221	2,720	5,297
Total Final Minutes Pages	86,031	128,135	144,442	159,338
Book Numbers	356-362	358-365	359-369	359-377
Court days scheduled	182	174	203	278
Calendars generated	515	511	461	446
Civil Hearings and Trials Scheduled	400*	394	423	414
Criminal Hearings and Trials Scheduled	9,831	10,297	15,030	17,560
Traffic Hearings and Trials Scheduled	5,306	11,604	8,952	6,503

Department:	Clerk of State Court	Cost Center:	10020310
Function:	Judicial	Fund:	General

WORKLOAD INDICATORS (con't)	2013 Actual	2014 Actual	2015 Actual	2016 Actual
Special Set and Revocation Hearings	955	1,754	776	844
Ordinance Hearings and Trials Scheduled	525	586	979	674
Drug Screening Hearings	189	279	404	400
Alternative Language Hearings (started 07-01-08)	155	232	199	132
Drug Court Hearings	-	-	-	11
DUI Court Hearings	-	-	-	20
Total Scheduling	16,961	25,146	26,763	26,558

Department:	Clerk of Superior Court	Cost Center:	10020180
Function:	Judicial	Fund:	General

Mission Statement

The mission of the Clerk of Superior Court is to effectively provide citizens a true and correct comprehensive permanent record of real property and other official court records in an expedient approach through the automation and computerization of indexes and digitized legal documents. The Clerk's office is committed to strengthen and uphold our participation in the Judicial process by ensuring compliance with statues and to facilitate interaction between the Jurors, Judges, Attorneys and other government agencies.

Major Department Functions

- ◇ Attend sessions of court ensuring compliance of all jury management and court records.
- ◇ Record and maintain a complete and accurate record of all court cases and proceedings.
- ◇ Civil Division: Ensure compliance of civil documents; assess, collect and disburse all fees; approve applications and issue notary public certificates; process adoptions; issue summons and subpoenas; administer the Jury selection process and to file and transmit financing statements.
- ◇ Criminal Division: To maintain criminal files; collect fines and forfeitures; report felony convictions to the Secretary of State; prepare final disposition; Electronically transmit to Georgia Crime Information Center and Department of Public Safety and disburse monies according to Georgia Statute.
- ◇ Real Estate Division: Preserve and index all deed, mortgages, plats, liens and other real estate documents mandated by law that deals with property ownership and to transmit timely to the Clerk's Authority.
- ◇ Administrative Division: To accurately and timely balance reports; make deposits and disburse monies. Ensure confidentiality of personnel records and payroll. Prepare budget and reconcile expenditures.

Major Goals

- ◇ To effectively manage the Clerk's Office on a reduced budget for the benefit of all County Departments.
- ◇ To complete implementation of e-filing in Real Estate with Statewide portal.
- ◇ Implement Criminal Judicial Data Exchange beyond the arrest warrant phase, to include filing an accusation or indictment
- ◇ Implementation of E-filing of documents for Superior Court to include document retrieval and Electronic filing of garnishment proceedings.
- ◇ Implement a web-based jury portal for citizen access

Significant Expenditure and Staffing Changes

- ◇ No significant expenditures and staffing changes.

Department:	Clerk of Superior Court	Cost Center:	10020180
Function:	Judicial	Fund:	General

BUDGET SUMMARY	FY 2016 Actual	FY 2017 Budget	FY 2017 Actual	FY 2018 Adopted
APPROPRIATIONS				
Personal Services	\$ 1,060,711	\$ 1,095,075	\$ 1,056,259	\$ 1,142,610
Operating	258,697	226,470	230,498	241,320
Capital Outlay	-	-		-
Other Cost	-	6,000		
Total Appropriations	\$ 1,319,408	\$ 1,327,545	\$ 1,286,757	\$ 1,383,930

PERSONNEL - (FTE)	FY 2015 Budget	FY 2016 Budget	FY 2017 Budget	FY 2018 Adopted
Total Personnel	20.434	20.434	20.434	20.434

WORKLOAD INDICATORS	2014 Actuals	2015 Actuals	2016 Actuals	2017 Estimate
Total Civil and Domestic Actions Filed	1,433	1,347	1,754	1,775
Total Number of Proceeding Entries	24,424	24,277	24,792	25,000
Total Number of Pages Scanned	103,208	102,777	101,682	102,000
Total Civil Minute Book Pages Recorded	4,361	4,811	4,968	5,000
Total Adoption Minute Pages Recorded	-	-	3,630	4,000

Self Represented Litigants	-	284	292	300
Paupers Cases Filed	-	18	15	20
New Attorney	16	10	5	7
Total Number of Adoptions Filed	36	40	25	30

Applications for Trade Names Processed	116	90	114	120
Notary Public Applications Processed	496	492	543	550
Military Discharges Processed	3	6	2	5
Total Applications Processed	615	588	659	675
Total Application Pages Recorded	1,723	1,750	1,745	1,750

E-filed Cases	-	86	389	850
E-filed Subsequent Documents	-	1,315	5,263	5,500
E-filed Child Support Cases	-	196	111	150
E-filed Child Support Documents	-	1,896	1,129	1,200

Total Real Estate Instruments	15,525	17,833	18,885	19,000
Total Hospital Liens	1,105	1,283	1,784	1,800
Total General Execution Instruments	4,895	4,244	4,595	4,600
Total Real Estate Plats	55	84	100	120
Total Real Estate Pages Scanned	85,613	108,637	120,518	120,750

Total Number of Grantors Indexed	27,712	31,651	34,041	34,075
Total Number of Grantees Indexed	26,758	33,868	34,076	35,000

Department:	Clerk of Superior Court	Cost Center:	10020180
Function:	Judicial	Fund:	General

WORKLOAD INDICATORS (con't)	2014 Actuals	2015 Actuals	2016 Actuals	2017 Estimate
Total Intangible Tax Forms Processed	2,883	3,739	4,150	4,200
Total Transfer Tax Forms	4,217	4,570	4,762	4,800
Total Number of Criminal Cases Filed	906	1,052	1,004	1,025
Total Number of Proceeding Entries	16,753	20,834	19,491	19,500
Total Number of Pages Scanned	36,001	45,815	42,756	42,800
Total Criminal Minute Pages Recorded	1,330	1,633	1,281	1,300
Total Number of Drug Court Hearings	13	21	21	25
Total Number of Drug Court Cases	8	12	19	25
Total Number of Cases Disposed	-	698	671	700
Probation Revocations	-	378	347	350
Georgia Crime Information Transmittals	2,393	2,811	3,547	4,000
Georgia Dept of Motor Vehicle Service Forms	220	252	170	200
Total Number of Calendars Generated	231	232	284	290
Total Criminal Cases for Hearings and Trials	3,026	2,413	2,729	2,750
Total Special Set Cases	141	125	178	180
Total Number of Jurors Summoned	5,809	5,050	4,354	5,000

Department:	State DUI Court	Cost Center:	21420160
Function:	Judicial	Fund:	Special Rev

Mission Statement

Identify and educate those with addictions through accountability and treatment to strengthen our community in a collaborative court setting.

Major Department Functions

The DUI Court is a Team concept involving Judge(s), the Solicitor-General, Law Enforcement, the Public Defender's Office, a Court Coordinator, Probation Officers and licensed substance abuse treatment professionals. All Team members work together to support each participant in addressing and combating the substance abuse issues that brought them into the criminal justice system. The Team meets every two weeks in a meeting called Staffing to review the progress of every participant. Also, every two weeks participants attend a court session called a Status Conference to meet with the Team and receive an update on their progress.

Significant Expenditure Changes

◇ 2017 was the first full year of DUI Court, as the court moves forward, more participants are expected to join.

BUDGET SUMMARY	FY 2016 Actual	FY 2017 Budget	FY 2017 Actual	FY 2018 Adopted
APPROPRIATIONS				
Personal Services	\$ 35,040	\$ 52,239	\$ 50,710	54,477
Operating	21,132	36,880	34,377	74,000
Capital Outlay	-	1,588	1,631	-
Other Cost	-	-	-	1,172
Total Appropriations	\$ 56,172	\$ 90,707	\$ 86,718	\$ 129,649

Department:	District Attorney	Cost Center:	10020200
Function:	Judicial	Fund:	General

Mission Statement

The duties of the District Attorney are established by legislative action and are outlined in the Official Code of Georgia (O.C.G.A) section 15-18-6. The District Attorney is required to attend all sessions of the Superior courts within the Griffin Judicial Circuit. The circuit is comprised of Fayette, Pike, Spalding, and Upson County.

Major Department Functions

The District Attorney's office represents the State of Georgia and victims of crime in prosecutions in Superior Court and in Probate Court in those counties which do not have State Court.

Significant Expenditure Changes

◇ No significant expenditure changes.

BUDGET SUMMARY	FY 2016 Actual	FY 2017 Budget	FY 2017 Actual	FY 2018 Adopted
APPROPRIATIONS				
DA Contract Services	\$ 327,068	\$ 307,970	\$ 295,267	\$ 286,894
Operating	2,265	33,552	6,256	56,719
Capital Outlay	-	-	-	-
Total Appropriations	\$ 329,333	\$ 341,522	\$ 301,523	\$ 343,613

WORKLOAD INDICATORS	2013	2014	2015	2016
SUPERIOR COURT:				
Cases Filed:				
Felony counts	648	756	667	868
Misdemeanor counts	153	32	36	406
Cases Disposed:				
Felony counts	724	427	527	656
Misdemeanor counts	114	11	21	99

Department:	Drug Abuse and Treatment	Cost Center:	21920160
Function:	Health and Welfare	Fund:	Special Rev

Major functions

Outside agency partially funded by Fayette County.

Collection of fines that are imposed as an additional penalty of 50 percent of the original fine for offenses that

Significant Expenditure Changes

◇ Criminal Justice Coordinating Council funds the Drug Court with annual recurring grants. As the program continues to grow, the expenditures increase to accommodate extra testing and surveillance. Currently the CJCC is requesting the court increase the number of participants to 80 in fiscal year 2018.

BUDGET SUMMARY	FY 2016 Actual	FY 2017 Budget	FY 2017 Actual	FY 2018 Adopted
APPROPRIATIONS				
Drug Court	\$ 320,450	\$ 314,615	\$ 331,077	\$ 402,635
Total Appropriations	\$ 320,450	\$ 314,615	\$ 331,077	\$ 402,635

Department:	Superior Judges, Court Reporters	Cost Center:	10020151
Function:	Judicial	Fund:	General

Major Department Function

The Judges, Court Reporter cost center accounts for the following:

- ◇ Fayette County's allocation of the Griffin Judicial Circuit (Fayette, Pike, Spalding, and Upson County) Superior and Juvenile Courts expenditures.
- ◇ Expenditures of Fayette County's local superior court.

Major Goals

- ◇ Maintain a low crime rate level by administering justice to criminals in a timely manner.
- ◇ Keep the cost of the court system to a minimum.

Significant Expenditure Changes

- ◇ All expenditures related to the Griffin Judicial Circuit were moved to a separate cost center. In FY 2016, Fayette County takes over the accounting of the judicial circuit.

BUDGET SUMMARY	FY 2016 Actual	FY 2017 Budget	FY 2017 Actual	FY 2018 Adopted
APPROPRIATIONS				
Personal Services	\$ -	\$ -	\$ -	\$ -
Griffin Judicial Circuit Superior Court - Contract Services	240,359	292,865	292,865	316,760
Griffin Judicial Circuit Juvenile Court - Contract Services	58,137	77,552	77,552	77,891
Operating	79,393	104,187	104,187	79,640
Capital Outlay	-	6,205	6,204	-
Total Appropriations	\$ 377,889	\$ 480,809	\$ 480,808	\$ 474,291

WORKLOAD INDICATORS	2013	2014	2015	2016
Fayette County - Criminal and civil filings	3,256	2,381	2,381	2,310
Fayette County - % of total Circuit filings	28.5	33.8	33.8	35.5

Department:	Juvenile Court	Cost Center:	10020600
Function:	Judicial	Fund:	General

Mission Statement

- ◇ To interpret and enforce existing statutes in a way that provides due process, fair treatment and justice to all persons appearing before this court.
- ◇ To provide or arrange for appropriate services for those persons appearing before the court.
- ◇ To create and maintain a feeling of respect for and in the court system on the part of the citizens that it serves so that they support and assist the court in its efforts.
- ◇ To maximize, to the extent possible, the development and job satisfaction of court employees so that the court is able to attract, secure and retain the commitment of the kinds and numbers of people necessary to accomplish the court's mission and goals.
- ◇ To create and maintain a feeling of confidence in and support for the court on the part of the other organizations with which it comes in contact, particularly those organizations that are a part of the total criminal justice system.
- ◇ To insure that the taxpayers of Fayette County receive the greatest benefits for the dollars expended for court services.

Major Department Functions

- ◇ To docket and set calendars for cases concerning allegations of deprivation, delinquency, unruly conduct and traffic offenses involving children within our jurisdiction. Parameters of mandated time frames will be the standard. Guidelines and operating procedures set by judges will be utilized on each individual case incorporating applicable Official Codes of Georgia Annotated.
- ◇ To liason with the State of Georgia's Department of Human Resources, i.e.: Department of Family and Children Services and Department of Juvenile Justice to insure that the mandates under which the court must operate are compatible with the policies of these two departments.
- ◇ To insure the rights of victims and offenders are protected under the law as well as court preparation, including scheduling of cases, investigation, conducting trials, preparation of court orders, collection of fees and fines, filing of documents and record retention.
- ◇ To seek treatment and rehabilitation of delinquent children.
- ◇ To seek reunification with parents and children who are separated by judicial intervention.
- ◇ To cooperate and work closely with the law enforcement agencies to insure citizens rights are protected as well as the rights of delinquents.

Department:	Juvenile Court	Cost Center:	10020600
Function:	Judicial	Fund:	General

Major Goals

- ◇ Maintain proactive initiative on office space and future needs of the Juvenile Court.
- ◇ To assign, train, and delineate duties for the staff to maximize efficiency.
- ◇ Secure grants for programs appropriate to Juvenile Court for delinquency prevention and enhance training of personnel for applications process for these awards.
- ◇ To manage increasing caseload efficiently and continue with working with law enforcement agencies to enhance the rehabilitations of children and protect the citizens.

Significant Expenditure and Staffing Changes

- ◇ Grant funding received in 2017 to set up a new off site Family Therpay training office.

BUDGET SUMMARY	FY 2016 Actual	FY 2017 Budget	FY 2017 Actual	FY 2018 Adopted
APPROPRIATIONS				
Personal Services	\$ 209,425	\$ 209,886	\$ 212,599	\$ 236,452
Operating	287,195	188,005	135,663	136,714
Capital Outlay	-	27,835	27,831	-
Total Appropriations	\$ 496,620	\$ 425,726	\$ 376,093	\$ 373,166

PERSONNEL - (FTE)	FY 2015 Budget	FY 2016 Budget	FY 2017 Budget	FY 2018 Adopted
Total Personnel	4.000	4.000	4.000	4.625

WORKLOAD INDICATORS	2014	2015	2016	2017 Estimate
New juvenile cases docketed/filed	1,100	1,162	1,006	1,100
Judges in Fayette Court (two needed occasionally on same day)	128	118	134	128
Juveniles placed on probation/informal/adjustment/abeyances/short term program	186	214	140	150

Department:	Juvenile Court	Cost Center:	10020600
Function:	Judicial	Fund:	General

PERFORMANCE MEASURES	2014	2015	2016	2017 Estimate
Juvenile Cases closed	1106	1112	1205	1100
Days calendared	129	118	134	128
Fines/Fees/Restitution disbursed to outside agencies	\$ 4,527	\$ 3,573	\$ 4,639	\$ 4,000
Summons/subpoenas served	2100	1944	2021	2000
Hours worked in community service program including hours performed at government and non-profit sites such as Kiwanis Field, Board of Education, Recreation fields, and churches by delinquents in community service.	1014	585	644	800

Department:	Juvenile Supervision	Cost Center:	21720610
Function:	Judicial	Fund:	Special Rev

Mission Statement

- ◇ To promote a safe and secure community, the Juvenile Court of Fayette County will utilize prevention and treatment services in collaboration with families and other organizations to encourage the physical emotional, psychological, educational, and moral well-being of children throughout the County to prevent and treat delinquency and unruly behavior.
- ◇ The prevention programs offered will be funded under the guidelines of the official Code of Georgia 15-11-71, the Juvenile Proceedings Codes and the parameters described therein.
- ◇ Further this court will diligently seek and implement grants offered for delinquency prevention and treatment through Federal funding as well as corporate partners.

Major Department Functions

- ◇ To allocate funding collected to provide supervision and rehabilitation services for those juveniles in the court system.
- ◇ To enhance the training of all court personnel, law enforcement, educators, and helping agencies to focus on the rehabilitation of juveniles through awareness of the problems of delinquent children and related issues.
- ◇ To present seminars to various agencies focusing on rehabilitation utilizing funding available through court imposed fees.
- ◇ Expand programs on delinquency utilizing court fees which are collected under 15-11-71 and are funded without tax dollars or expenditures from the operating budget of the Court.

Major Goals

- ◇ To seek new innovative programs focusing on rehabilitation through government grants and funding through collection of supervision fees under OCGA 15-11-71.
- ◇ To identify and enhance programs such as the MRT, Breaking the Chains, Vista and Tomorrow's Man court ordered to rehabilitate Fayette County delinquents and incorporate scholarship awards to children who meet financial hardship criteria for these programs.
- ◇ Allocate funds for teaching seminars to be given to appropriate local agencies with appropriate themes.
- ◇ Assist and support the DART program for drug and alcohol rehabilitation of children
- ◇ Allocate funds for psychological evaluations under collected supervision fees with indigent guidelines to be used for qualification.

Significant Expenditure Changes

- ◇ There are no significant expenditure or staffing changes.

Department:	Juvenile Supervision	Cost Center:	21720610
Function:	Judicial	Fund:	Special Rev

BUDGET SUMMARY	FY 2016 Actual	FY 2017 Budget	FY 2017 Actual	FY 2018 Adopted
APPROPRIATIONS				
Personal Services	\$ 13,861	\$ 15,609	\$ 13,665	\$ 15,075
Operating	4,643	5,260	4,484	4,675
Capital Outlay	-	-	-	-
Total Appropriations	\$ 18,504	\$ 20,869	\$ 18,149	\$ 19,750

WORKLOAD INDICATORS	2014 Actual	2015 Actual	2016 Actual	2017 Estimated
Juveniles placed on probation/informal adjustment/abeyances/short term program	186	214	140	150

PERFORMANCE MEASURES	2014 Actual	2015 Actual	2016 Actual	2017 Estimated
New Juvenile Cases docketed/filed	1100	1162	1006	1100
Supervision Fees collected (unless waived by Judge)	\$ 16,137	\$ 15,573	\$ 17,239	\$ 16,000
Work performed at government and non-profit sites such as Kiwanis Field, Board of Education, Recreation fields, Churches by delinquents in community service. Number of offenders	1,014	585	644	800
Sessions in Court	129	118	134	128

Department:	Law Library	Cost Center:	20520750
Function:	Judicial	Fund:	Special Rev

Mission Statement

The mission of the Law Library is to effectively provide citizens with access to the most current legislation through hardback legal texts and internet access services

Major Department Functions

- ◇ Acquire and maintain materials for the County law library by utilizing monies collected from a surcharge on all cases.
- ◇ To provide Fayette County citizens an atmosphere that is conducive to legal research

Major Goals

- ◇ Provide the Fayette County general public with the most current legislation. Access will be provided in hardback legal texts and up-to-the-minute on-line services.
- ◇ To improve efficiency with additional computers and printers to maximize access to on-line services for citizens.

Significant Expenditure Changes

- ◇ There are no significant expenditure changes.

BUDGET SUMMARY	FY 2016 Actual	FY 2017 Budget	FY 2017 Actual	FY 2018 Adopted
APPROPRIATIONS				
Personal Services	\$ -	\$ -	\$ -	\$ -
Operating	55,530	52,000	49,218	50,000
Capital Outlay	580	1,705	4,487	-
Total Appropriations	\$ 56,110	\$ 53,705	\$ 53,705	\$ 50,000

Department:	Magistrate Court	Cost Center:	10020400
Function:	Judicial	Fund:	General

Mission Statement

To provide an impartial forum to deliver timely, neutral and just resolutions of cases through uniform and coherent application of the US Constitution and laws of the State of Georgia. The Clerk's office is committed to strengthen and uphold our participation in the Judicial Process by ensuring compliance with statutes and to facilitate interaction between the Public, Judges, Attorneys and other governmental agencies.

Major Department Functions

Judge Functions:

- ◇ Preside over all sessions of court ensuring compliance Georgia Law and Court Rules.
- ◇ To Listen to testimony and determine the presence of Probable Cause.
- ◇ To issue and sign arrest warrants.
- ◇ To issue and sign Temporary Protective Orders.

Administrative Functions by Clerk:

- ◇ Record and maintain a complete and accurate record of all court cases and Proceedings.
- ◇ Civil Division: Ensure compliance of civil documents; assess and collect costs; issue summons and subpoenas
- ◇ Criminal Division: To maintain criminal files; collect fines and forfeitures; prepare final disposition; electronically transmit to Georgia Crime Information Center
- ◇ Administrative Division: To accurately and timely balance reports; make deposits and disburse monies. Ensure confidentiality of personnel records and payroll. Prepare budget and reconcile expenditures. Ensure cooperation with all other agencies.

Major Goals

- ◇ To operate the Court and manage the Clerk's Office on a reduced Budget.
- ◇ To handle the projected increase in workload efficiently and professionally.
- ◇ To complete full implementation of E-signatures protocol for E-Warrants beyond the Sheriff's office to include Fayetteville, Peachtree City and Tyrone
- ◇ Implement JDX to include Bond notification to the lawful agencies of the bond data
- ◇ Include District Attorney & Public Defender's Offices & GCIC to the current arrest warrant exchange
- ◇ Migrate Magistrate Court Clerk's staff into the State & Superior Staff to gain better efficiencies

Department:	Magistrate Court	Cost Center:	10020400
Function:	Judicial	Fund:	General

Significant Expenditure and Staffing Changes

◇ There are no significant expenditure changes.

BUDGET SUMMARY	FY 2016 Actual	FY 2017 Budget	FY 2017 Actual	FY 2018 Adopted
APPROPRIATIONS				
Personal Services	\$ 403,522	\$ 421,828	\$ 411,511	\$ 437,717
Operating	33,079	38,202	38,098	49,148
Capital Outlay	-	100	-	500
Total Appropriations	\$ 436,601	\$ 460,130	\$ 449,609	\$ 487,365

PERSONNEL - (FTE)	FY 2015 Budget	FY 2016 Budget	FY 2017 Budget	FY 2018 Adopted
Total Personnel	9.000	9.000	9.625	9.625

WORKLOAD INDICATORS	FY 2013 Actual	FY 2014 Actual	FY 2015 Actual	FY 2016 Actual
Civil Cases processed	3,741	3,800	5,859	6,067
Claims Filed	3,212	3,250	3,244	2,912
Claims Disposed	-	-	3,255	2,523
Number of civil proceedings	19,149	19,500	22,536	19,266
Number of civil scanned pages	40,247	42,000	49,520	47,686
Civil Hearings Scheduled	1,480	1,500	1,080	478
Civil Bench Trials Scheduled	159	175	138	105
Number of Calendars Generated	51	54	54	57
Total Civil Hearings and Trials Scheduled	1,639	1,675	1,218	583
Criminal Cases Filed	1,269	1,300	3,518	2,285
Number of criminal proceedings	3,984	4,000	-	3,796
Number of criminal scanned pages	9,548	10,000	-	11,848
Felony Warrants Issued	1,223	1,250	1,410	1,341
Misdemeanor Warrants Issued	1,131	1,150	2,014	1,341
Bond Hearings	2,731	2,800	4,295	2,024
Preliminary Hearings	416	450	486	457
Pre-issuance Hearings	107	110	87	80
Bad Check Hearings	26	30	7	6
Total Criminal Hearings	3,280	3,390	4,875	2,567

Department:	Judicial Non - Departmental	Cost Center:	10020090
Function:	Judicial	Fund:	General

Major Department Functions

This is a cost center used to account for expenditures not allocated to individual Judicial System departments

Significant Expenditure Changes

◇ Communications expenses have also allocated to the respective departments.

BUDGET SUMMARY	FY 2016 Actual	FY 2017 Budget	FY 2017 Actual	FY 2018 Adopted
APPROPRIATIONS				
Operating	\$ 227,734	\$ 192,793	\$ 173,736	\$ 203,308
Capital Outlay	-	-	-	-
Total Appropriations	\$ 227,734	\$ 192,793	\$ 173,736	\$ 203,308

Department:	Probate Court	Cost Center:	10020450
Function:	Judicial	Fund:	General

Mission Statement

To provide Probate Court services to the public as mandated by Georgia Law

Major Department Functions

◇ Decedent's estates, guardianships and conservatorships of minors and adults, issuance of marriage licenses, issuance of orders for involuntary evaluation due to mental illness, drug use or alcohol use, issuance of weapons carry licenses, issuance of fireworks display permits, issuance of certificates of residence, issuance of birth and death certificates for GA Dept. of Vital Records, acceptance of passport application for US Dept of State and other miscellaneous duties as required by Georgia Law.

Major Goals

◇ To provide thorough, competent, efficient service to the citizens of Fayette County.

Significant Expenditure and Staffing Changes

◇ No significant expenditures or staffing changes.

BUDGET SUMMARY	FY 2016 Actual	FY 2017 Budget	FY 2017 Actual	FY 2018 Adopted
APPROPRIATIONS				
Personal Services	\$ 336,706	\$ 343,013	\$ 343,067	\$ 377,279
Operating	22,226	27,864	24,860	31,572
Capital Outlay		300	-	-
Total Appropriations	\$ 358,932	\$ 371,177	\$ 367,927	\$ 408,851

PERSONNEL - (FTE)	FY 2015 Budget	FY 2016 Budget	FY 2017 Budget	FY 2018 Adopted
Total Personnel	6.000	6.000	6.000	6.625

Department:	Probate Court	Cost Center:	10020450
Function:	Judicial	Fund:	General

WORKLOAD INDICATORS	FY 2013 Actual	FY 2014 Actual	FY 2015 Actual	FY 2016 Actual
Letter of Administration	51	66	80	83
Will Probate	271	280	288	320
No Administration Necessary	8	10	11	5
Year's support petitions	42	46	50	38
Minor/Adult Guardianships	145	150	155	195
Citations	2	2	2	1
Miscellaneous	261	375	488	493
Inventories	83	213	343	587
Mental Health	25	25	24	14
Marriage licenses	611	610	609	624
Firearms licenses	3,037	2,808	2,579	3,046

Department:	Public Defender	Cost Center:	10020800
Function:	Judicial	Fund:	General

Major Department Function

◇ The State of Georgia passed the Georgia Indigent Defense Act of 2003. The provision of this act were implemented beginning July 1, 2004 with the hiring of a Public Defender for each Judicial Circuit of Georgia. The office became fully operational on January 1, 2005. It serves the following counties: Fayette, Spalding, Pike and Upson.

◇ The contract with the Public Defenders Office and Fayette County is for handling Superior Court and Juvenile Delinquency cases.

◇ The County additionally has contracted with this office to handle State Court, Juvenile Deprivations and Magistrate Court.

Significant Expenditure Changes

◇ There are no significant expenditure changes.

BUDGET SUMMARY	FY 2016 Actual	FY 2017 Budget	FY 2017 Actual	FY 2018 Adopted
APPROPRIATIONS				
Circuit Wide Contract Service	\$ 293,937	\$ 299,593	\$ 299,593	\$ 299,593
Lower Court Contract Fees	190,575	184,919	184,919	184,919
Other Operating	1,556	462	1,556	2,397
Total Appropriations	\$ 486,068	\$ 484,974	\$ 486,068	\$ 486,909

WORKLOAD INDICATORS	2012	2013	2014	2015
Public Defender - Fayette County % allocation of Circuit's budget				
Superior Court's allocation	27.8%	27.8%	27.8%	27.7%
Lower Courts allocation	55.6%	55.6%	55.6%	57.8%

Department:	State Court Judge	Cost Center:	10020330
Function:	Judicial	Fund:	General

Mission Statement

- ◇ Uphold and defend the Constitution and laws of the State of Georgia and these United States, as well as the ordinances duly passed by the Fayette County Commission;
- ◇ Treat with fairness and dignity all persons coming before the Court, no matter their station or circumstances in life;
- ◇ Administer justice uniformly and impartially, without prejudice or favor to any party;
- ◇ Provide an open forum for the redress of grievances, both public and private;
- ◇ Maintain the highest standards of judicial ethics and conduct;
- ◇ Efficiently and effectively dispose of all cases on the State Court's civil and criminal dockets in a timely manner and in accordance with the law.

Major Department Functions

- ◇ The State Court has jurisdiction, within the territorial limits of the county, over all criminal matters below the grade of felony, including misdemeanors, traffic violations, and county ordinance violations.
- ◇ The State Court has jurisdiction over all civil matters, without regard to the amount in controversy, concurrent with the Superior Courts, unless the Superior Courts have exclusive jurisdiction (i.e. disputes concerning title to land, divorce, child custody, etc.).
- ◇ The State Court also has jurisdiction over the review of decisions of other courts as provided by law.

Major Goals

- ◇ Significantly expedite the handling of civil cases in Fayette County by providing an alternative to Superior Court for filing these actions.
- ◇ Effectively administrate traffic violation cases, which is anticipated to increase due to the adoption of an electronic citation program by the Sheriff's Department.
- ◇ Improve the efficiency of the State Court through the use of technology, (i.e. calendaring and docketing, electronic communication with the public)

Significant Expenditure and Staffing Changes

- ◇ No significant expenditures or staffing changes.

Department:	State Court Judge	Cost Center:	10020330
Function:	Judicial	Fund:	General

BUDGET SUMMARY	FY 2016 Actual	FY 2017 Budget	FY 2017 Actual	FY 2018 Adopted
APPROPRIATIONS				
Personal Services	\$ 291,375	\$ 296,964	\$ 297,799	\$ 328,983
Operating	57,951	71,050	70,214	71,549
Capital Outlay	-	-	-	-
Total Appropriations	\$ 349,326	\$ 368,014	\$ 368,013	\$ 400,532

PERSONNEL - (FTE)	FY 2015 Budget	FY 2016 Budget	FY 2017 Budget	FY 2018 Adopted
Total Personnel	3.00	3.00	3.00	3.63

WORKLOAD INDICATORS	2013 Actual	2014 Actual	2015 Actual	2016 Actual
Civil Cases processed	494	517	500	484
Criminal Cases processed	1,095	1,222	1,375	2,155
Traffic Cases processed	3,376	3,782	4,139	3,385
Ordinances Cases processed	377	427	460	573
Total Cases Filed	5,342	5,948	6,474	6,597

Department:	State Court Solicitor	Cost Center:	10020320
Function:	Judicial	Fund:	General

Mission Statement

The mission of the Office of the Solicitor General of the State Court of Fayette County is to investigate, charge, and prosecute misdemeanor violations of Georgia Statutes and county Ordinances that occur in Fayette County. The Solicitor General is charged with ensuring that all misdemeanor cases occurring in Fayette County are handled in a manner that guarantees an efficient and equitable administration of justice. The Solicitor General ensures that all persons involved in the criminal process are treated in a courteous and professional manner.

Major Department Functions

- ◇ The State Court Solicitor-General serves as the prosecutor in: misdemeanor, traffic and ordinance cases in Fayette County State Court.
- ◇ The State Court Solicitor-General aids in ALS Hearings and attends motion hearings.
- ◇ The State Court Solicitor-General serves as the prosecutor in Magistrate Court.
- ◇ The State Court Solicitor-General aids Juvenile Court when requested.

Major Goals

- ◇ Ensure that all misdemeanor cases occurring in Fayette County are handled in a manner that administers justice efficiently and equitably.
- ◇ Efficiently handle traffic and ordinance cases.
- ◇ To make sure that all persons involved in the criminal process are treated in a courteous and professional manner.
- ◇ To continue our assistance in Magistrate Court and with ALS hearings.
- ◇ To inform County and municipal law enforcement agencies on changes in the law and to aid them with interpretation.
- ◇ To provide the citizens of Fayette County with information on crime prevention.
- ◇ Aid in Juvenile Court when requested.

Significant Expenditure and Staffing Changes

- ◇ No significant expenditures or staffing changes.

Department:	State Court Solicitor	Cost Center:	10020320
Function:	Judicial	Fund:	General

BUDGET SUMMARY	FY 2016 Actual	FY 2017 Budget	FY 2017 Actual	FY 2018 Adopted
APPROPRIATIONS				
Personal Services	\$ 594,324	\$ 635,141	\$ 628,387	\$ 670,059
Operating	24,464	38,986	19,627	34,258
Capital Outlay	587	4,620	(60)	1,879
Total Appropriations	\$ 619,375	\$ 678,747	\$ 647,954	\$ 706,196

PERSONNEL - (FTE)	FY 2015 Budget	FY 2016 Budget	FY 2017 Budget	FY 2018 Adopted
Total Personnel	8.400	8.400	8.400	8.700

PERFORMANCE MEASURES	2013 Actual	2014 Actual	2015 Actual	2016 Actual
State Court Criminal	1,095	1,222	1,375	2,155
State Court Traffic	3,376	3,782	4,139	385
State Court Ordinance	377	427	460	573
State Court - Pre-Accusation Pre-Trial Intervention	101	116	110	117
State Court Revocations, Special Set Pleas, PTI's & Drug Ct. (calendar)	1,659	1,683	1,794	1,933
State Court Bench Trials (calendar)	329	537	501	610
State Court Jury Trials (Calendar Count)	1,031	1,611	1,360	1,703
State Court Ordinance (1st Appearance, Arraignment, Bench Trials)	555	550	533	664
Arraignment (Calendar Count)	1,068	1,196	1,358	2,124
Arraignment (Traffic Calendar Count)	3,637	4,065	4,523	3,515
Alternative Language	150	206	244	153
Miscellaneous Hearings and Bench Warrants (Calendar Count)	255	294	392	436
ALS Hearings (Calendar Count)	200	200	200	225
Juvenile Court (Calendar Count)	-	-	-	-
Special Appointments	-	1	3	3
Phone Calls, Appointments, Walk-Ins (estimate for the year)		19,000	19,000	19,500
Magistrate Court Pre-Accusation PTI's	8	6	2	5
Magistrate Court First Appearance / calendar count	14	8	7	250
Magistrate Court Arraignment / calendar count	7	5	3	3
Magistrate Court Pre-Issuance / calendar count	7	8	3	3
Magistrate Court Preliminary / calendar count	-	-	-	-
Magistrate Court Revocations / calendar count	-	-	1	1
Magistrate Court Trials / calendar count	1	-	-	-
Magistrate Court Misc. Hearings / calendar count	15	15	10	6

Department:	State Court Solicitor	Cost Center:	10020320
Function:	Judicial	Fund:	General

PERFORMANCE MEASURES (con't)	2013 Actual	2014 Actual	2015 Actual	2016 Actual
Victim Assisted - Criminal Case with victims (CY13 377 cases w/450 victims)	450	400	391	378
Victim Assisted - Ordinance estimates	37	33	22	25
Victim Assisted - Traffic estimates	30	27	20	20
Victim Assisted - Magistrate estimates Hearings (Bond, Warrants, PreIssuance)	27	23	23	25
Speaking Engagements and Victim Impact Panel, Protocol, PD Training, DVTF	25	25	25	24
Victim Non-case walk-ins and phone consultations, emails	8870	9000	8850	12000

Department:	Victims Assistance	Cost Center:	21820200
Function:	Health and Welfare	Fund:	Special Rev

Major Functions

Outside agency partially funded by Fayette County.

The Victims Assistance program is divided into two separate components:

District Attorney Circuit Services - Victims Assistance Program

- ◇ Victims assistance services to residents of Fayette County.
- ◇ Funding is also received from VOCA/VAWA grants, and a contribution from the county government.

Fayette County Council on Domestic Violence (dba, Promise Place)

- ◇ Provide *comprehensive services* to victims of domestic violence and their children to empower them to make the best and safest choices in their abusive situations.
- ◇ Provide *intervention services* including: crisis and individual counseling, a 24-hour crisis number, women's support groups, food pantry, legal advocacy, and the Promise Place, an emergency shelter program which provides safe refuge and case management services for women and their children.
- ◇ Provide *prevention services* including Teen Dating Violence Prevention for Fayette County high schools and awareness/educational presentations for Fayette County groups and residents.

Major Goals

- ◇ To reduce the amount of time between the date of the offense and the date of the disposition.
- ◇ To better serve Fayette County victims through education, intervention, case status updates, and general assistance with available programs.
- ◇ Actively support law enforcement personnel in their response to domestic violence calls through awareness programs and purchase of needed investigatory equipment.

Significant Expenditures and Staffing Changes

- ◇ No significant expenditure change.

BUDGET SUMMARY	FY 2016 Actual	FY 2017 Budget	FY 2017 Actual	FY 2018 Adopted
APPROPRIATIONS				
Personal Services	\$ -	\$ -	\$ -	-
Operating	-	-	-	\$ -
District Attorney/Victims Assistance Program	119,500	124,554	124,554	89,163
Domestic Violence Services (Promise Place)	20,000	20,000	20,000	20,000
Total Appropriations	\$ 139,500	\$ 144,554	\$ 144,554	\$ 109,163

Department:	Victims Assistance	Cost Center:	21820200
Function:	Health and Welfare	Fund:	Special Rev

WORKLOAD INDICATORS	2014 Actual	2015 Actual	2016 Actual	2017 Actual
Promise Place				
Number of individuals assisted	612	358	364	335
Number of Emergency Protective Orders	99	71	79	81
Number of Children Represented	91	54	38	38
Number of support groups	96	98	63	66
Number of Participants in Support Groups	384	356	239	190
Number of crisis hotline calls	2,096	1,858	1665	1580
Number of Students Dating Violence Classes	1,896	1,558	2233	2162
Number of Women housed in Emergency shelter	88	94	97	102
Number of children housed in Emergency shelter	102	107	87	86
Number of Community Awareness Presentations	49	43	45	48
Number of Persons in Attendance	1,173	962	982	348
Total Number of Units of Service - Intervention Services	2,898	2,417	2213	2293
Total Number of Units of Service - Prevention Services	3,069	2,520	3215	2510

Department:	Animal Control	Cost Center:	10030910
Function:	Public Safety	Fund:	General

Mission Statement

Stands as a functional department of the Fayette County Public Safety Division. The department is charged by the State of Georgia and the Fayette County Commissioners to uphold and enforce laws pertaining to animals, including but not limited to: Animal Cruelty, Local Ordinances, and Zoning Codes. Such services are dedicated to promote healthy relationships between the citizens of Fayette County, companion animals and wildlife.

Major Department Functions

- ◇ Enforce local and State animal control rules, laws and ordinances
- ◇ Educate the citizens of the County with respect to responsible pet ownership and practices
- ◇ Provide for the sheltering and care of homeless animals
- ◇ Creates opportunities for pet adoption through shelter care and management, as well as cooperative relations with the Fayette County Humane Society and other animal rescue organizations.
- ◇ Provides for the humane destruction of animals when no other alternatives are available.
- ◇ Monitor the community for disease outbreaks, providing appropriate quarantine and testing of animals when indicated.

Major Goals

- ◇ Continue cooperation with the local animal rescue groups to place shelter animals in foster homes to reduce euthanasia
- ◇ Conduct proactive patrols and create a visual presence in the problem areas where high rates of violations are occurring
- ◇ To manage increasing call loads efficiently and continue working with other law enforcement agencies
- ◇ Increase operating times to allow for more time for prospective adopters other than normal business hours by extending office hours on certain nights and weekends
- ◇ Create education programs to educate the public on proper care and treatment of animals in accordance with local and county ordinances
- ◇ Continue with the renovation project to improve the appearance of the shelter and to make it more visually appealing

Department:	Animal Control	Cost Center:	10030910
Function:	Public Safety	Fund:	General

Significant Expenditure and Staffing Changes

◇ Added part time Adoption Counselor

BUDGET SUMMARY	FY 2016 Actual	FY 2017 Budget	FY 2017 Actual	FY 2018 Adopted
APPROPRIATIONS				
Personal Services	\$ 298,842	\$ 337,740	\$ 275,164	\$ 367,158
Operating	55,468	59,908	56,989	60,064
Capital Outlay	-	1,000	279	2,800
Total Appropriations	\$ 354,310	\$ 398,648	\$ 332,432	\$ 430,022

PERSONNEL - (FTE)	FY 2015 Budget	FY 2016 Budget	FY 2017 Budget	FY 2018 Adopted
Total Personnel	5.50	5.50	6.50	7.00

WORKLOAD INDICATORS	FY 2014 Actual	FY 2015 Actual	FY 2016 Actual	FY 2017 Actual
Animals impounded	860	854	798	2,632
Visitors	7,800	7,827	7,819	8,250
Court Cases	105	156	184	175
Enforcements	210	137	161	129
Complaint calls received	1,895	1,505	1,657	1,092
Vicious or biting animals calls received	35	42	54	29
Animals adopted	366	344	235	
PERFORMANCE MEASURES	FY 2014 Actual	FY 2015 Actual	FY 2016 Actual	FY 2017 Actual
Complaint calls resolved	1,895	1,505	1,657	1,092
Animals brought to shelter	860	854	798	756
Rabies tests	28	36	32	29
Animals sent to rescue	25	35	198	65
Animals handled	957	966	935	789
Animals adopted	366	344	235	240
Revenue collected for adoptions and reclaim fees	\$ 2,889	\$ 27,322	\$ 27,633	\$ 36,124

Department:	Confisacted Property- Federal	Cost Center:	21230390
Function:	Public Safety	Fund:	Special Rev

Major Department Functions

◇ Funds received from federal forfeitures that by law are to be used for the enhancement of law enforcement. Due to the uncertainty of the collection of funds no original budget is prepared. At year-end budget adjustments are prepared and approved by the BOC to comply with Georgia law and present a balanced budget for this fund.

BUDGET SUMMARY	FY 2016 Actual	FY 2017 Budget	FY 2017 Actual	FY 2018 Adopted
APPROPRIATIONS				
Personal Services	\$ -	\$ -	\$ -	\$ -
Operating	227,334	345,036	345,034	-
Capital Outlay	58,331	214,153	214,154	-
Total Appropriations	\$ 285,665	\$ 559,189	\$ 559,188	\$ -

Department:	Confiscated Property- State	Cost Center:	21030390
Function:	Public Safety	Fund:	Special Rev

Major Department Functions

◇ Funds received from state forfeitures that by law are to be used for the enhancement of law enforcement. The budget for this cost center is prepared by the Sheriff's Office.

BUDGET SUMMARY	FY 2016 Actual	FY 2017 Budget	FY 2017 Actual	FY 2018 Adopted
APPROPRIATIONS				
Personal Services	\$ -	\$ -	\$ -	\$ -
Operating	25,465	22,779	22,778	-
Capital Outlay	-	4,548	4,548	-
Total Appropriations	\$ 25,465	\$ 27,327	\$ 27,326	\$ -

Department:	Confiscated Property- U.S. Customs	Cost Center:	21130390
Function:	Public Safety	Fund:	Special Rev

Major Department Functions

◇ Funds received from US Customs forfeitures that by law are to be used for the enhancement of law enforcement. Due to the uncertainty of the collection of funds no original budget is prepared. At year-end budget adjustments are prepared and approved by the BOC to comply with Georgia law and present a balanced budget for this fund.

BUDGET SUMMARY	FY 2016 Actual	FY 2017 Budget	FY 2017 Actual	FY 2018 Adopted
APPROPRIATIONS				
Personal Services	\$ -	\$ -	\$ -	\$ -
Operating	142,088	205,394	205,394	-
Capital Outlay	121,886	235,840	235,840	-
Total Appropriations	\$ 263,974	\$ 441,234	\$ 441,234	\$ -

Department:	Coroner	Cost Center:	10030700
Function:	Public Safety	Fund:	General

Major Department Functions

- ◇ The County Coroner investigates and establishes the cause of death for situations involving external violence
- ◇ The County Coroner is responsible for issuing death certificates.
- ◇ The Coroner is compensated according to Option II of the Georgia Law section 45-16-27. Compensation is on a fee basis at a rate of \$175 per case for non jury death investigations and \$250 per case for jury death investigations.

Significant Revenue, Expenditure and Staffing Changes

- ◇ Part time Coroner Assistant position added in FY 2017.
- ◇ Storage and Transfer fees increase in FY2017 due to change in Coroner

BUDGET SUMMARY	FY 2016 Actual	FY 2017 Budget	FY 2017 Actual	FY 2018 Adopted
APPROPRIATIONS				
Personal Services	\$ 86,691	\$ 114,286	\$ 102,925	\$ 98,601
Operating	11,641	29,414	26,651	24,484
Capital Outlay	-	-	-	
Total Appropriations	\$ 98,332	\$ 143,700	\$ 129,576	\$ 123,085

PERSONNEL - (FTE)	FY 2015 Budget	FY 2016 Budget	FY 2017 Budget	FY 2018 Adopted
Total Personnel	3.00	3.00	3.63	3.63

WORKLOAD INDICATORS	FY 2014 Actual	FY 2015 Actual	FY 2016 Actual	FY 2017 Actual
Number of cases	206	239	227	232

Department:	Emergency Phone System	Cost Center:	21530800
Function:	Public Safety	Fund:	Special Rev

Mission Statement

The Fayette County Communications Center serves as the County's Public Safety Answering Point and exists as the vital link between the citizens and visitors of Fayette County including all public safety emergency and non-emergency responders. We respond to emergency and non-emergency situations with professionalism, empathy and accuracy to provide the vital link between public safety and the citizens who need assistance. We are committed to serve with the highest standards of integrity and sustain an efficient, effective and courteous manner to acquire and disseminate information needed to protect life, property and the environment.

Major Department Functions

- ◇ Promote the public health, safety and welfare by relay of emergency and non-emergency information between Public Safety agencies and the communities they serve.
- ◇ Provide continuous radio, telephone and teletype communication of both an emergency and routine nature for all the Public Safety agencies in Fayette County, 24 hours a day, seven days a week.
- ◇ Protect and maintain the confidential nature of the work conducted in the Communications center.
- ◇ Achieve compliance with mandated certifications.

Major Goals

- ◇ Implement Text-to-911 which will provide citizens with a safe way to contact 911 if they are in a dangerous situation and unable to talk. This also provides a means for the hearing impaired to contact 911 other than TDD/TTY.
- ◇ Implement APCA FSC and LE Guide cards and train all employees to APCO Standards
- ◇ Implement use of Expectations Evaluation Software which will make the Daily Observation Reports paperless and allow training coordinators easier access and improved control.
- ◇ Promote the use of Discrepancy Reports by all employees.
- ◇ Create a resource manual for Spillman SAA's

Significant Revenue, Expenditure and Staffing Changes

- ◇ No significant changes.

Department:	Emergency Phone System	Cost Center:	21530800
Function:	Public Safety	Fund:	Special Rev

BUDGET SUMMARY	FY 2016 Actual	FY 2017 Budget	FY 2017 Actual	FY 2018 Adopted
APPROPRIATIONS				
Personal Services	\$ 1,628,194	\$ 1,852,092	\$ 1,614,334	\$ 1,892,191
Operating	939,668	914,093	903,821	943,937
Capital Outlay	15,245	10,400	7,277	9,925
Interfund Charges	122,744	120,165	120,165	125,436
Other Cost	-	-	-	39,307
Other Financing Use	-	40,254	40,254	-
Total Appropriations	\$ 2,705,851	\$ 2,937,004	\$ 2,685,851	\$ 3,010,796

PERSONNEL - (FTE)	FY 2015 Budget	FY 2016 Budget	FY 2017 Budget	FY 2018 Adopted
Total Personnel	36.25	35.25	35.74	35.74

WORKLOAD INDICATORS	FY 2012 Actual	FY 2013 Actual	FY 2014 Actual	FY 2015 Actual
Law Enforcement dispatches	47,479	46,520	48,504	49,122
Law Enforcement pullovers	32,556	40,382	46,025	48,462
Officer Initiated Calls	85,395	66,681	62,945	63,480
911 calls answered	51,278	52,641	54,999	56,500
Administrative calls answered	107,004	87,860	83,923	91,925
Fire calls answered/dispatched	2,962	2,827	3,399	3,003
EMS calls answered/dispatched	11,345	11,250	11,598	12,430

PERFORMANCE MEASURES	FY 2012 Actual	FY 2013 Actual	FY 2014 Actual	FY 2015 Actual
Avg operator response time (minutes) - Law Enforcement				
Fayette County - Marshal's Office	:56	1:10	:16	:14
Fayette County - Sheriff's Office	1:28	:58	:52	:55
Fayetteville Police Dept	1:13	1:08	:57	:41
Peachtree City Police Dept	1:14	:57	:19	:32
Tyrone Police Dept	1:33	1:37	:40	:36
Benchmark	2:00	2:00	2:00	2:00
Avg operator response time (minutes) - Fire/EMS				
Fayette County - Fire/EMS	:56	1:02	1:09	1:05
Fayetteville - Fire	:59	1:04	1:13	1:07
Peachtree City - Fire/EMS	1:06	1:02	1:07	1:06
Benchmark	1:00	1:00	1:00	1:00

Department:	Emergency Management, EMS, Fire Services- Summary	Cost Center:	
Function:	Public Safety	Fund:	

Mission Statement

The Fayette County Department of Fire and Emergency Services is dedicated to the protection of Life, Property and the Environment through the delivery of Quality, Cost Effective and Professional Services to the citizens of Fayette County. The department is composed of Emergency Management, Emergency Medical Services and Fire Services.

Major Department Functions

- ◇ Fire Prevention and Life Safety: responsible for fire engineering, inspections, education, and investigations.
- ◇ Fire and EMS Administration: responsible for all aspects of department human resources, budget administration, Fire & EMS training, and oversight of the emergency medical program.
- ◇ Emergency Management Agency: serves as the point of contact with the state EMA officials (GEMA) to coordinate response and recovery for the county and municipalities.
- ◇ Fire and EMS Logistics: responsible for coordinating all vehicle service, repairs, and maintenance.

Major Goals

- ◇ Start process for re-location of Fire Station 4
- ◇ Develop specifications for purchase of fire pumps
- ◇ Update of Master Plan outlining the future needs of the department
- ◇ Develop planning documents for relocation of training facility.

WORKLOAD INDICATORS	2013 Actual	2014 Actual	2015 Actual	202
Fires	168	226	157	202
Service calls	501	677	617	765
Good intent calls	567	614	557	551
Inspections	1,117	1,190	1,340	1,174
Pre-plans completed	1,248	1,309	1,164	1,094
Hydrants serviced	4,065	4,117	4,180	4,185
Investigations	10	32	32	28
Safety programs	105	104	111	111
Rescue/medical incidents	6,258	6,311	6,667	6,915
Fire loss	\$1,180,526	\$3,045,350	\$3,218,465	\$2,531,500

Department:	Emergency Management, EMS, Fire Services- Summary	Cost Center:	
Function:	Public Safety	Fund:	

PERFORMANCE MEASURES	2013 Actual	2014 Actual	2015 Actual	2016 Actual
Avg response time - Fire units	4:57	5:16	5:18	5:44
NFPA standard	6:00	6:00	6:00	6:00
Avg response time - Ambulance	5:59	5:55	6:13	6:05
NFPA standard	9:20	9:20	9:20	9:20
Cardiac survival rate - Fayette County	28%	18%	25%	24%
Cardiac survival rate - National	8%	11%	11%	12%

Department:	Emergency Management	Cost Center:	10030930
Function:	Public Safety	Fund:	General

Major Department Functions

Under the umbrella of Fire and Emergency Services and funded in the General Fund.

Significant Expenditure and Staffing Changes

◇ No significant changes

BUDGET SUMMARY	FY 2016 Actual	FY 2017 Budget	FY 2017 Actual	FY 2018 Adopted
APPROPRIATIONS				
Personal Services	\$ 269,905	\$ 243,730	\$ 236,530	\$ 247,313
Operating	52,365	54,589	57,273	55,193
Capital Outlay	840	17,370	15,638	4,900
Total Appropriations	\$ 323,110	\$ 315,689	\$ 309,441	\$ 307,406

PERSONNEL - (FTE)	FY 2015 Budget	FY 2016 Budget	FY 2017 Budget	FY 2018 Adopted
Total Personnel	3.000	3.000	3.000	3.000

Department:	Emergency Medical Services (EMS)	Cost Center:	27230600
Function:	Public Safety	Fund:	Special Rev

Major Department Functions

Under the umbrella of Fire and Emergency Services and funded in the Emergency Medical Services Special Revenue Fund.

Significant Expenditure and Staffing Changes

◇ No significant changes

BUDGET SUMMARY	FY 2016 Actual	FY 2017 Budget	FY 2017 Actual	FY 2018 Adopted
APPROPRIATIONS				
Personal Services	\$ 2,325,399	\$ 2,401,366	\$ 2,378,677	\$ 2,441,412
Operating	454,919	459,302	477,527	538,052
Capital Outlay	20,696	22,985	27,229	8,160
Interfund Charges	118,897	129,709	129,709	127,622
Operating Transfers Out	234,754	226,167	226,167	150,000
Other Cost	-	-	-	50,424
Total Appropriations	\$ 3,154,665	\$ 3,239,529	\$ 3,239,309	\$ 3,315,670

PERSONNEL - (FTE)	FY 2015 Budget	FY 2016 Budget	FY 2017 Budget	FY 2018 Adopted
Total Personnel	37.00	37.00	37.00	37.00

Department:	Fire Services	Cost Center:	27030550
Function:	Public Safety	Fund:	Special Rev

Major Department Functions

Under the umbrella of Fire and Emergency Services and funded in the Fire Services Special Revenue Fund.

Significant Expenditure and Staffing Changes

◇ No significant changes

BUDGET SUMMARY	FY 2016 Actual	FY 2017 Budget	FY 2017 Actual	FY 2018 Adopted
APPROPRIATIONS				
Personal Services	\$ 7,450,115	\$ 7,577,446	\$ 7,524,157	\$ 7,525,015
Operating	586,635	554,797	611,048	662,662
Capital Outlay	9,409	23,392	20,430	22,432
Interfund Charges	346,313	365,537	365,537	384,842
Other Cost	-	-	-	156,509
Other Financing Use	496,184	628,333	628,333	2,384,422
Total Appropriations	\$ 8,888,656	\$ 9,149,505	\$ 9,149,505	\$ 11,135,882

PERSONNEL - (FTE)	FY 2015 Budget	FY 2016 Budget	FY 2017 Budget	FY 2018 Adopted
Total Personnel	105.00	105.00	105.00	105.00

Department:	Jail Surcharge	Cost Center:	21630355
Function:	Public Safety	Fund:	Special Rev

Major Department Functions

◇ Accumulate sufficient funds from a surcharge on fines and forfeitures collected by the cities and the County courts to provide funding to offset the cost of prisoners meals.

Significant Expenditure Changes

◇ No significant changes

BUDGET SUMMARY	FY 2016 Actual	FY 2017 Budget	FY 2017 Actual	FY 2018 Adopted
APPROPRIATIONS				
Prisoners Medical Expenses	\$ -	\$ -	\$ -	\$ -
Prisoners Meals	412,551	426,321	426,321	432,000
Total Appropriations	\$ 412,551	\$ 426,321	\$ 426,321	\$ 432,000

WORKLOAD INDICATORS	2012 Actual	2013 Actual	2014 Actual	2015 Actual
Inmates - Average daily population	272	259	285	268
Inmates - Average length of stay in days	27.49	19.08	16.44	15.84

Department:	Public Safety- Non Departmental	Cost Center:	10030090
Function:	Public Safety	Fund:	General

Major Department Functions

This is a cost center used to account for expenditures that are not allocated to individual Public Safety departments.

Significant Expenditure Changes

◇ No significant changes

BUDGET SUMMARY	FY 2016 Actual	FY 2017 Budget	FY 2017 Actual	FY 2018 Adopted
APPROPRIATIONS				
Personal Services	\$ -	\$ -	\$ -	\$ -
Operating	960,880	949,319	936,923	938,835
Capital Outlay	-	-	-	-
Total Appropriations	\$ 960,880	\$ 949,319	\$ 936,923	\$ 938,835

Department:	Sheriff's Office All Division	Cost Center:	10030xxx
Function:	Public Safety	Fund:	General

Mission Statement

The Fayette County Sheriff's Office is a professional, full-service Law Enforcement agency dedicated to serving the needs of the citizens of Fayette County. The Sheriff's Office is composed of the following divisions: Support Services, Criminal Investigations, Field Operations, and Jail Operations.

BUDGET SUMMARY - ALL DIVISIONS	FY 2016 Actual	FY 2017 Budget	FY 2017 Actual	FY 2018 Adopted
APPROPRIATIONS				
Personal Services	\$ 14,299,995	\$ 15,348,792	\$ 15,154,747	\$ 15,119,081
Operating	2,742,383	2,596,278	2,728,553	2,794,431
Capital Outlay	34,209	56,805	76,391	39,105
Total Appropriations	\$ 17,076,587	\$ 18,001,875	\$ 17,959,691	\$ 17,952,617

PERSONNEL - (FTE)	FY 2015 Budget	FY 2016 Budget	FY 2017 Budget	FY 2018 Adopted
Support Services	26.600	25.600	25.600	25.600
Criminal Investigations	32.000	33.000	33.000	45.000
Field Operations	76.000	76.000	76.000	64.000
Technical Services	93.000	93.000	93.000	93.000
Total Personnel	227.600	227.600	227.600	227.600

Department:	Sheriff's Office- Support Services	Cost Center:	10030310
Function:	Public Safety	Fund:	General

Mission Statement

It is the mission of the Support Services Division of the Fayette County Sheriff's Office to provide the highest level of service to the Sheriff, the staff of the Office of the Sheriff, and the citizens of Fayette County. This Division will always conduct business in a professional and timely manner in order to meet the needs of the citizens of Fayette County and the legal obligations imposed by the State of Georgia and the United States Government.

Major Goals

- ◇ Assist the citizens of Fayette County by providing them with the highest level of service.
- ◇ Ascertain through research and training, how to best improve the assistance provided to the Sheriff and the other Divisions of the Sheriff's Office.
- ◇ Fully utilize updated software to accurately and efficiently provide Sheriff's Office staff, as well as other agencies, with reports, statistics and other pertinent information.
- ◇ Continue to provide to the citizens of Fayette County quality assistance with background checks for individuals, employers and various non-profit organizations within the County.
- ◇ Decisively meet the challenges of maintaining a balanced budget and assuring the citizens that their tax monies are being well spent.
- ◇ Professionally meet all legal obligations required of the Sheriff's Office as legislated by the State of Georgia and the United States Government.

Significant Expenditure and Staffing Changes

- ◇ No significant changes

BUDGET SUMMARY	FY 2016 Actual	FY 2017 Budget	FY 2017 Actual	FY 2018 Adopted
APPROPRIATIONS				
Personal Services	\$ 1,847,118	\$ 1,883,141	\$ 1,872,400	\$ 1,879,924
Operating	347,573	376,756	283,762	425,945
Capital Outlay	1,920	5,750	3,023	2,260
Total Appropriations	\$ 2,196,611	\$ 2,265,647	\$ 2,159,185	\$ 2,308,129

PERSONNEL - (FTE)	FY 2015 Budget	FY 2016 Budget	FY 2017 Budget	FY 2018 Adopted
Total Personnel	26.600	25.600	25.600	25.600

Department:	Sheriff's Office- Support Services	Cost Center:	10030310
Function:	Public Safety	Fund:	General

WORKLOAD INDICATORS - SUPPORT SERVICES	2013 Actual	2014 Actual	2015 Actual	2016 Actual
Accident Reports Processed	1,392	1,428	1,607	1,741
Traffic Citations Processed	5,340	6,665	6,169	5,835
Traffic Warnings Processed	2,306	4,253	3,167	2,325
Incident Reports	3,422	4,203	4,027	3,635
Civil Papers>Returns processed	2,276	2,469	2,236	2,414
Criminal Histories Processed	7,063	7,791	8,539	8,882
GCIC Entries	68,188	71,842	91,032	104,722
Employee Status Changes Processed	775	765	784	890
Workers Compensation Cases Processed	35	18	46	47
FMLA Benefits Processed	2	3	4	5
Applicants Processed	327	321	398	382
Applicants Tested	127	163	114	70

Department:	Sheriff's Office- Criminal Investigations	Cost Center:	10030321
Function:	Public Safety	Fund:	General

Mission Statement

It is the mission of the Criminal Investigations Division to serve all people within our jurisdiction with respect, fairness and compassion. We are committed to the protection of life and property. We will enforce county, state, and federal laws in a fair and impartial manner. We will strive to improve the quality of life in our county by seeking the truth, while protecting the individual rights of each of our citizens, and maintaining respect for human dignity. We will combat crime by conducting prompt and diligent investigations. We strive to use all technological resources combined with traditional investigative methods to solve crimes, arrest suspects and their accomplices, locate fugitives and missing persons as well as recovering stolen property.

Major Department Functions

- ◇ Provide intensive follow-up investigations to criminal cases, which are not resolved during the initial response to the call for service.
- ◇ Provide extra support to the Field Operations Division when necessary for perimeter containment.
- ◇ To conduct detailed investigations into the flow of illegal drugs into Fayette County and to successfully prosecute the distributors, manufacturers and users of these drugs.
- ◇ To conduct the following investigations: Crimes Against the Person (Violent), Drug or Drug related Crimes, Property Crimes, White Collar Crimes, Internal Affairs, and the Identification and Recovery of Evidence.
- ◇ To serve Warrants for Arrest as well as execute Search and Seizure Warrants.
- ◇ To maintain the Sex Offender registry of Fayette County which entails updating the Offender Watch Website, posting the list in the Sheriff's Office, other main government buildings as well as providing the complete list to every school (both public and private) in Fayette County.
- ◇ To support the activities of all other Divisions of the Sheriff's Office to provide the citizens of the county with instructions as to crime prevention and assisting in Neighborhood Watch programs.
- ◇ To maintain complete thorough records of evidence both physical and photographic to be used in the prosecution of cases.
- ◇ To provide the citizens of Fayette County and other Law Enforcement Agencies or Divisions with specialized support units such as the Crime Scene Unit, the Tactical Narcotics Team (TNT), Special Weapons and Tactics Unit (SWAT), Crisis Negotiations Unit, Internal Affairs Unit, Aviation Unit, Customs/Homeland Security investigations, fugitive investigations conducted by the Southeast Regional Fugitive Task Force, and in participation with the David Wilhelm Organized Crime Drug Enforcement Task Force (OCDETF) program and the newly formed Atlanta Tactical Diversion Task Force (ATDTF).

Department:	Sheriff's Office- Criminal Investigations	Cost Center:	10030321
Function:	Public Safety	Fund:	General

Major Goals

- ◇ To maintain the current low crime rate enjoyed by the Citizens of Fayette County.
- ◇ Through training and by working closely with other local, state and federal agencies to continue the proactive fight against illegal narcotics flowing into, being distributed to, being manufactured by and used by citizens of Fayette County.
- ◇ To thoroughly work investigations of crimes committed against Juveniles and crimes committed by Juveniles. Juvenile investigations will continue to be conducted with compassion and fairness for all parties involved.
- ◇ The Juvenile Investigators will continue to maintain the Sex Offender Registry and ensure that all Sex Offenders are compliant with the law.
- ◇ Update the Automated Fingerprinting Information System (AFIS) to conduct criminal history checks through both, the Georgia Bureau of Investigations (GBI) and the FBI databases.
- ◇ The Crime Scene Unit will also continue with its goal to arm every parent of Fayette County with the tools and information needed to identify their child in case of an emergency.
- ◇ To receive the most up to date specialized training for investigations within the rapidly changing crimes committed through the Internet, of identity theft and financial fraud.
- ◇ To continue the acquisition of the best and most up to date data bases that provide investigators with the most accurate information available.
- ◇ To compile the most accurate and thorough inventory of items utilized by the Sheriff's Office. To establish a working schedule for coordinating the accounting of inventory between the Sheriff's Office and Fayette County.
- ◇ To provide the citizens of Fayette County with the highest level of community oriented law enforcement.
- ◇ To continue the use of computer based programs such as Nixle and Offender Watch.

Significant Expenditure and Staffing Changes

- ◇ 12 positions were transferred from Field Operations

BUDGET SUMMARY	FY 2016 Actual	FY 2017 Budget	FY 2017 Actual	FY 2018 Adopted
APPROPRIATIONS				
Personal Services	\$ 2,425,105	\$ 2,952,948	\$ 3,044,166	\$ 3,329,164
Operating	229,705	240,774	248,666	275,072
Capital Outlay	-	13,000	18,308	8,165
Total Appropriations	\$ 2,654,810	\$ 3,206,722	\$ 3,311,140	\$ 3,612,401

PERSONNEL - (FTE)	FY 2015 Budget	FY 2016 Budget	FY 2017 Budget	FY 2018 Adopted
Total Personnel	32.000	33.000	33.000	45.000

Department:	Sheriff's Office- Criminal Investigations			Cost Center:	10030321
Function:	Public Safety			Fund:	General
WORKLOAD INDICATORS		2013 Actual	2014 Actual	2015 Actual	2016 Actual
Criminal Investigations					
General Investigations/Murder, Burglary, Theft & Fraud		1,219	1,146	917	856
Juvenile Investigations		57	83	81	47
Department of Family & Children Services - Referrals		495	611	572	600
Arrests		165	112	142	115
Consent Searches		95	90	177	97
Search Warrants Executed		122	81	113	219
Internal Affair Investigations		72	69	67	51
Raffle permits		27	28	24	25
Crime Scene Unit					
Persons Fingerprinted		3,675	2,862	3,093	3,239
Crime Scenes Processed -					
Accidents		24	37	38	30
Crimes against persons		83	92	87	62
Crimes against property		238	248	166	136
Miscellaneous scenes		3	-	-	-
AFIS runs		29	14	35	30
GCIC validations		584	601	530	487
Evidence Handling and Testing					
Items processed in-house		365	70	725	60
Marijuana tested		318	627	868	832
Items processed into evidence		1,097	2,000	2,557	2,494
Items transferred to GBI Crime Laboratory		319	225	328	300
Items of evidence destroyed		2,350	5,000	3,215	4,500
Assisting other Agencies		118	25	25	8
Special Operations *					
Crime Suppression					
Incident Reports		-	-	-	90
Arrests		-	-	-	17
Search Warrants		-	-	-	4
Consent Searches		-	-	-	1
Various Pills (du)		-	-	-	60
Marijuana, Cocaine, Metamphtamine, Heroine (lbs)		-	-	-	8
Public Drug Complaints Received		-	-	-	-
Warrant Section					
Agency Criminal Arrest Warrants issued		-	-	-	4,330
Arrests on Warrants		-	-	-	869
Service Attempts		-	-	-	615
Medical Transports		-	-	-	61
Court Ordered Apprehensions		-	-	-	3
Juvenile Transports		-	-	-	11
Mental Subject Transports		-	-	-	56
Interstate Extraditions		-	-	-	257
Interstate Extraditions (over 50 miles)		-	-	-	169
SERFTF (South East Regional Fugitive Task Force)					
Arrests for Agent assigned		-	-	-	204

Department:	Sheriff's Office- Criminal Investigations			Cost Center:	10030321
Function:	Public Safety			Fund:	General
	2013 Actual	2014 Actual	2015 Actual	2016 Actual	
WORKLOAD INDICATORS (con't)					
Customs/Homeland Security Investigations (ICE)					
Investigations - which includes cases of National Security/terrorism, money laundering, and smuggling	55	61	60	72	
SWAT Team					
Call Outs	8	7	4	6	
Specialized training hours	248	314	504	192	
Crisis Negotiations Unit					
Call Outs	3	2	1	1	
Specialized training hours	72	26	12	24	

Department:	Sheriff's Office- Field Operations	Cost Center:	10030323
Function:	Public Safety	Fund:	General

Mission Statement

The mission of the Fayette County Sheriff's Office, Field Operations Division, is to provide the highest level of safety, service, and security for the people of Fayette County. We ensure that sense of safety, service, and security by embracing the tradition of law enforcement community involvement. Our commitment to the community is evidenced by our personnel being active in not only enforcement measures, but proactive on non-enforcement measures as well.

Major Goals and Objectives

- ◇ **Prevent Loss of Life, Injuries, and Property Damage** - to minimize the loss of life, personal injury, and property damage resulting from criminal activity and traffic crashes through proactive enforcement, education, and a comprehensive system of problem solving.
- ◇ **Fair and Impartial Enforcement of the Law** - to enforce the provisions of the Official Code of Georgia and other laws and ordinances to prevent and deter crime.
- ◇ **Maximize Service to the Public and Assistance to Allied Agencies** - to maximize service to the public in need of aid or information, and to assist other public agencies when appropriate.
- ◇ **Manage Traffic and Emergency Incidents** - to promote the safe and efficient movement of people and goods throughout Fayette County, and to minimize exposure of the public to unsafe conditions resulting from emergency incidents and highway impediments.
- ◇ **Protect Public and County Property** - to protect the public, their property, Fayette County employees, and Fayette County's infrastructure. To collaborate with municipal, county, state, and federal public safety agencies to protect Fayette County.
- ◇ **Improve Fiscal Efficiency** - continue to work toward improving monitoring and assessment of fiscal expenditures with additional emphasis on conservative spending.
- ◇ **Improve Divisional Efficiency** - to continuously look for ways to increase the efficiency and/or effectiveness of the Field Operations Division.
- ◇ **Improve Individual Efficiency** - to evaluate personnel and personnel schedules to obtain maximum utilization of our human resources to meet identified needs.
- ◇ **Maintain proactive posture and flexibility** - to evaluate operational strategies concerning our areas of responsibility to ensure that we maintain a proactive response posture and can confront the changing needs of our community.
- ◇ **Maintain and Expand Partnerships and Collaborative Efforts** - to evaluate and maintain partnerships and collaborative efforts that assist us in accomplishing our mission and addressing issues and concerns.
- ◇ **Conduct Judicial Security Review** - conduct a comprehensive review of the Fayette County Justice Center Security Plan and develop an implementation plan to address any deficiencies.

Department:	Sheriff's Office- Field Operations	Cost Center:	10030323
Function:	Public Safety	Fund:	General

Significant Expenditure and Staffing Changes

◇ 12 positions were transferred from Field Operations

BUDGET SUMMARY	FY 2016 Actual	FY 2017 Budget	FY 2017 Actual	FY 2018 Adopted
APPROPRIATIONS				
Personal Services	\$ 5,145,017	\$ 5,168,129	\$ 5,036,374	\$ 4,579,205
Operating	743,974	665,294	701,389	\$ 564,846
Capital Outlay	25,729	15,992	24,109	\$ 8,475
Total Appropriations	\$ 5,914,720	\$ 5,849,415	\$ 5,761,872	\$ 5,152,526

PERSONNEL - (FTE)	FY 2015 Budget	FY 2016 Budget	FY 2017 Budget	FY 2018 Adopted
Total Personnel	76.000	76.000	76.000	64.000

WORKLOAD INDICATORS	2013 Actual	2014 Actual	2015 Actual	2016 Actual
Dispatched calls for service	20,219	21,356	21,212	19,352
Traffic stops initiated	11,511	17,452	16,847	13,564
Deputy initiated incidents	14,839	14,174	10,692	11,419
Traffic accidents worked	1,392	1,428	1,541	1,741
Citations issued	5,340	6,665	6,169	5,835
Warnings issued	2,306	4,253	3,167	2,325
Incident reports written	3,422	4,203	4,027	3,637
Impounds (not MVA's)	n/a	863	1,176	1,693
Civil papers served/returned	2,276	2,469	2,274	2,425
Mailed Subpoenas	n/a	4,462	3,567	4,081
Hand Served Subpoenas	n/a	6,051	6,367	6,546
Visitors screened through the courthouse entrance	134,843	132,682	138,437	135,685
Parcels Scanned	n/a	n/a	77,422	106,555
Court Sessions Held-All Courts	1,306	1,317	1,363	1,437
Firearms Fingerprinting	1,227	2,227	2,464	2,583
Juvenile transports	27	117	142	116

Department:	Sheriff's Office- Jail Operations	Cost Center:	10030326
Function:	Public Safety	Fund:	General

Mission Statement

The mission of the Fayette County Jail is to safely and securely confine, in a manner, which recognizes individual dignity and rights, persons lawfully charged with a criminal offense, pending formal release from custody.

The Jail is operated under the direction of the Sheriff of Fayette County, in accordance with the collective best interest of the County's taxpayers. The Jail is a full-service detention facility that houses inmates arrested by any law enforcement agency in Fayette County. In addition to housing local inmates, the Jail accepts individuals wanted by other county and state law enforcement agencies.

The primary function of the Jail is to confine inmates for the communities of Fayette County, including both male and female, pretrial and sentenced inmates. The philosophy of the Jail is to ensure that inmates leave the facility no worse physically, emotionally, or psychologically than when they entered. Inmates will be housed in a humane, dignified and constitutional manner until promptly adjudicated or released. Inmates will not be subject to the infliction of punishment other than loss of freedom.

Supervision consistent with the applicable Georgia Sheriff's Association and the American Correctional Association standards will be provided. The Jail will maintain a high degree of staff professionalism through training and education.

Major Goals and Objectives

It is the intention of the Jail Division to provide a safe and secure jail facility/environment for both inmates, pre-trial and sentenced, and Jail staff. We currently have ninety-eight (98) approved staff positions, which include administrative staff, supervisors, line officers (Detention Officers and Deputy Sheriff's).

To that end, our goal is to maintain this facility to the highest degree with adequate staff requesting additional staff only when absolutely necessary, so as to lessen the impact on Fayette County taxpayers for each fiscal year.

Significant Expenditure and Staffing Changes

◇ No significant changes

BUDGET SUMMARY	FY 2016 Actual	FY 2017 Budget	FY 2017 Actual	FY 2018 Adopted
APPROPRIATIONS				
Personal Services	\$ 4,882,755	\$ 5,344,574	\$ 5,201,807	\$ 5,330,788
Operating	1,421,131	1,313,454	1,494,736	\$ 1,528,568
Capital Outlay	6,560	22,063	30,951	\$ 20,205
Total Appropriations	\$ 6,310,446	\$ 6,680,091	\$ 6,727,494	\$ 6,879,561

Department:	Sheriff's Office- Jail Operations	Cost Center:	10030326		
Function:	Public Safety	Fund:	General		
	PERSONNEL - (FTE)	FY 2015 Budget	FY 2016 Budget	FY 2017 Budget	FY 2018 Adopted
Total Personnel		93.000	93.000	93.000	93.000

WORKLOAD INDICATORS	2013 Actual	2014 Actual	2015 Actual	2016 Actual
Inmates Admitted	5,008	5,657	6,233	6,393
Average Daily Inmate Population	259	285	268	293
Inmates - Average length of stay in days	19.08	16.44	15.84	16.95
Releases	4,991	5,565	6,070	6,192

Department:	Fleet Maintenance	Cost Center:	10040900
Function:	Public Works	Fund:	General

Mission Statement

The mission of the Fleet Maintenance Department is to ensure that the County's fleet of equipment, vehicles, and small engines are maintained in a safe and dependable working condition using a preventive maintenance program, environmentally-sustainable practices and cost-efficient operations.

Major Department Functions

- ◇ Provide preventive maintenance and repair services for County vehicles and equipment.
- ◇ Maintain inventory for fueling facilities at public Works and the Sheriffs Office.
- ◇ Ensure that the County is in compliance with applicable regulations as related to Fleet operations.

Major Goals and Objectives

- ◇ Continue to provide training opportunities for Fleet maintenance personnel.
- ◇ Continue call back procedures to notify departments/customers when maintenance/repairs are complete on vehicles/equipment.
- ◇ In conjunction with processing invoices and monthly reports in a timely maner, continue monitoring inventory control measures to ensure parts are properly accounted for on each vehicle and/or equipment repair.
- ◇ Manage the County's Fleet of vehicles and equipment in an efficient and cost-effective manner by providing aggressive preventive maintenance program.
- ◇ Strive to develop new methods and strategies that lower overall operating cost of the Fleet.
- ◇ Through recent appointment to the position of County Wide Safety Director, ensure safe and proficient utilization of County Vehicles and Equipment.
- ◇ Evaluate optional barcoding system that can be implemented with Dossier Fleet Software
- ◇ Reorganize and relocate parts room when Road Department complete installation of classroom trailers being acquired from Board of Education
- ◇ Continue utilization of the GovDeals web site for disposal of unserviceable assets.
- ◇ Reduce vehicle/equipment downtime through annual bid contracts for the procurement of certain items, parts and inventory that would otherwise require competitive bidding.

Significant Expenditure and Staffing Changes

- ◇ Increased workers compensation expense in 2016

Department:	Fleet Maintenance	Cost Center:	10040900
Function:	Public Works	Fund:	General

BUDGET SUMMARY	FY 2016 Actual	FY 2017 Budget	FY 2017 Actual	FY 2018 Adopted
APPROPRIATIONS				
Personal Services	\$ 464,603	\$ 656,401	\$ 615,786	\$ 547,622
Operating	41,800	48,837	46,589	\$ 59,215
Capital Outlay	17,109	5,400	4,789	15,500
Total Appropriations	\$ 523,512	\$ 710,638	\$ 667,164	\$ 622,337

PERSONNEL - (FTE)	FY 2015 Budget	FY 2016 Budget	FY 2017 Budget	FY 2018 Adopted
Total Personnel	9.00	9.00	9.00	9.00

WORKLOAD MEASURES	FY 2014 Actual	FY 2015 Actual	FY 2016 Actual	FY 2017 Actual
Total vehicles serviced	372	387	399	406

RESULTS MEASURES	FY 2011 Actual	FY 2015 Actual	FY 2016 Actual	FY 2017 Actual
Maintenance & Repair Cost per Mile	\$ 0.104	\$ 0.110	\$ 0.160	\$ 0.150
Fuel Operating Cost per Mile	\$ 0.098	\$ 0.160	\$ 0.120	\$ 0.120

PRODUCTIVITY MEASURES	FY 2014 Estimate	FY 2015 Actual	FY 2016 Actual	FY 2017 Estimate
Number of Work Orders Processed	2,142	2,207	2,332	2,623

Department:	Public Works Administration	Cost Center:	10040100
Function:	Public Works	Fund:	General

Mission Statement

The mission of Public Works is to assist in the management, coordination and long-term planning and budgeting of the Road, Fleet Maintenance, Environmental Management, Solid Waste, Building and Grounds, and Engineering departments. These Departments shall operate efficiently and in a manner than serves the existing and future needs of our citizens and other County Departments.

Major Department Functions

- ◇ Serve as liaison between County Administration and the other departments within Public Works.
- ◇ Provide local and regional transportation planning.
- ◇ Represent Fayette County at the Atlanta Regional Commission and Georgia Department of Transportation.
- ◇ Solicit federal funding for select transportation projects.
- ◇ Coordinate operations of Engineering and Road departments with other organizations and county departments.

Major Goals and Objectives

- ◇ Implement transpiration projects in accordance with the Comprehensive Transportation Plan for Fayette County.
- ◇ Work with the Engineering Department to implement SPLOST transportation projects.
- ◇ Represent Fayette County at the Atlanta Regional Commission and coordinate transportation projects with regional plans and funding opportunites, particularly with The Regional Plan.
- ◇ Work in cooperation with Fayette County's Stormwater Utility to implement field projects.

Significant Expenditure and Staffing Changes

- ◇ No significant changes.

BUDGET SUMMARY	FY 2016 Actual	FY 2017 Budget	FY 2017 Actual	FY 2018 Adopted
APPROPRIATIONS				
Personal Services	\$ 133,946	\$ 130,689	\$ 132,383	\$ 131,742
Operating	9,604	16,502	9,219	\$ 20,664
Capital Outlay	4,050	5,200	3,500	\$ 1,000
Total Appropriations	\$ 147,600	\$ 152,391	\$ 145,102	\$ 153,406

Department:	Public Works Administration	Cost Center:	10040100
Function:	Public Works	Fund:	General

PERSONNEL - (FTE)	FY 2015 Budget	FY 2016 Budget	FY 2017 Budget	FY 2018 Adopted
Total Personnel	2.000	1.000	1.000	1.000

WORKLOAD INDICATORS	FY 2013 Budget	FY 2014 Budget	FY 2015 Adopted	FY 2016 Adopted
# of Public Works Division employees being supervised*	47.000	45.000	47.000	49.000

*Administrative function of Road, Engineering, and Fleet Maintenance departments.

Department:	Road Department	Cost Center:	10040220
Function:	Public Works	Fund:	General

Mission Statement

The mission of the Road Department is to construct and maintain a safe and efficient transportation network, and to do so in a manner with minimal impact to County residents and the environment. We strive to perform this work with cost-effective means and workmanship that exceeds expectations.

Major Department Functions

Construction: construction of new roads, intersection improvements, and widening and paving of existing gravel roads.

Maintenance: resurfacing existing roads; patching potholes; road shoulder rehabilitation; right-of way grass cutting, liter pickup, and dead animal pickup; maintaining proper roadway drainage; smoothing and scraping gravel roads.

Traffic Control Devices: installation and maintenance of traffic controls signs, pavement markings, and traffic signals.

Major Goals and Objectives

- ◇ Ensure Fayette County citizens perceive Road Department employees as hard working staff that they are proud to support
- ◇ Use MicroPaver and the recent pavement evaluations to encourage pavement preservation techniques to improve the County's roads while reducing the budget impact
- ◇ Increase the existing mowing plan to include the state routes and more rounds
- ◇ Transition the department to run day to day activities off of the PubWorks software and incorporate GIS technology into the department
- ◇ Develop a dirt road maintenance program similar to the grass mowing operations
- ◇ Continue to grow the departments ability to handle the County's maintenance needs with continued employee training, new equipment and technology

Significant Expenditure and Staffing Changes

- ◇ Increased workers compensation expense in 2016

Department:	Road Department	Cost Center:	10040220
Function:	Public Works	Fund:	General

BUDGET SUMMARY	FY 2016 Actual	FY 2017 Budget	FY 2017 Actual	FY 2018 Adopted
APPROPRIATIONS				
Personal Services	\$ 1,840,184	\$ 1,882,576	\$ 2,122,877	\$ 1,960,200
Operating	2,553,969	4,426,575	3,313,980	\$ 3,080,140
Capital Outlay	167,404	15,940	14,650	\$ 44,579
Total Appropriations	\$ 4,561,557	\$ 6,325,091	\$ 5,451,507	\$ 5,084,919

PERSONNEL - (FTE)	FY 2015 Budget	FY 2016 Budget	FY 2017 Budget	FY 2018 Adopted
Total Personnel	32.000	34.000	34.000	36.000

WORKLOAD INDICATORS	FY 2014 Actual	FY 2015 Actual	FY 2016 Actual	FY 2017 Estimate
Resurfacing roads (miles)	530	520	522	559

Department:	Solid Waste Management	Cost Center:	54040500
Function:	Public Works	Fund:	Solid Waste

Mission Statement

The Solid Waste Department provides County citizens with a reliable, cost-competitive, and environmentally compliant option for disposing and/or recycling residential solid waste and yard waste. This service is provided through an enterprise fund and thus operating costs are paid by fees collected at the County's Transfer Station.

Major Goals

- ◇ Remove buried vegetative debris, screen and transport to Public Works for loading and /or erosion and sediment control stablization
- ◇ Maintain a safe, clean and environmentally-compliant Transfer Station.
- ◇ Conduct landfill inspections on the tablet and archive electronically

Significant Expenditure and Staffing Changes

◇ The Transfer Station has accepted vegetative debris from residential customers since 2002. Over time the begetative debris that has not been ground has been buried. This buried amount is approximatley 10' in some areas and could be considered an unpermitted inert landfill by EPD. Sifted material can be staged near Public Works for loading and/or incorporated into erosion and sediment control stablization. This action could prevent Fayette county from receiving a Notice of Violation from EPD for an unpermitted inert landfill.

BUDGET SUMMARY	FY 2016 Actual	FY 2017 Budget	FY 2017 Actual	FY 2018 Adopted
APPROPRIATIONS				
Personal Services	\$ 35,624	\$ 46,255	\$ 46,148	\$ 50,885
Operating	148,802	115,420	93,528	\$ 139,411
Capital Outlay	1,480	10,745	-	16,100
Depreciation & Amortization	15,154	-	15,076	-
Interfund Charges	6,994	2,781	2,781	2,953
Other Cost	-	-	-	1,091
Operating Transfers Out	217,937	-	-	-
Total Appropriations	\$ 425,991	\$ 175,201	\$ 157,533	\$ 210,440

PERSONNEL - (FTE)	FY 2015 Budget	FY 2016 Budget	FY 2017 Budget	FY 2018 Adopted
Total Personnel	1.00	1.00	1.00	1.00

Department:	Solid Waste Management	Cost Center:	54040500
Function:	Public Works	Fund:	Solid Waste

WORKLOAD INDICATORS	FY 2014 Actual	FY 2015 Actual	FY 2016 Actual	FY 2017 Estimate
Solid Waste Tons received	30,685	30,694	34,173	39,874
Residential Yard Waste	10,107	7,207	7,619	7,606
Waste Management Payments	\$ 80,878	\$ 66,733	\$ 70,011	\$ 75,350

Department:	Environmental Management	Cost Center:	10040320
Function:	Public Works	Fund:	General

Mission Statement

The Fayette County Environmental Management Department is charged to protect public health and safety and the environment by providing fair and consistent implementation of the applicable County, State and Federal regulations. Environmental Management strives to improve Fayette County through careful supervision of these concerns and analyzing the future impacts of current decisions.

Major Goals and Objectives

- ◇ Implement SPLOST 2017-Renovate officeto accommodate additional staff. Enable SPLOST Staff to effectively and efficiently utilize SPLOST dollars to execute repair on voter approved projects.
- ◇ Implement Bluebeam Pan Review to expedite Development Opportunites

Significant Expenditure and Staffing Changes

- ◇ Environmental Manganement is remodeling to make room for the Contract Manager and Project Manager to implement SPLOST 2017 Projects.

BUDGET SUMMARY	FY 2016 Actual	FY 2017 Budget	FY 2017 Actual	FY 2018 Adopted
APPROPRIATIONS				
Personal Services	\$ 409,722	\$ 440,648	\$ 447,828	\$ 416,018
Operating	45,559	54,570	39,462	94,722
Capital Outlay	478	8,578	270	15,277
Deprec & Amort			-	
Total Appropriations	\$ 455,759	\$ 503,796	\$ 487,560	\$ 526,017

PERSONNEL - (FTE)	FY 2015 Budget	FY 2016 Budget	FY 2017 Budget	FY 2018 Adopted
Total Personnel	5.00	7.00	7.00	8.00

Department:	Environmental Management	Cost Center:	10040320	
Function:	Public Works	Fund:	General	
WORKLOAD INDICATORS*	FY 2014 Actual	FY 2015 Actual	FY 2016 Actual	FY 2017 Estimate
Plan Review				
<u>Initial Review / Resubmittal</u>				
Preliminary Plats	1/0	1/3	3/5	1/3
Final Plats	17/34	12/27	28/26	17/29
Non-Residential Site Plans	11/8	10/1	9/10	5/7
Subdivision Construction Plans	2/5	3/7	2/4	2/3
Erosion Control Plans	22	31	35	39
Hydrology Studies	10	10	5	11
Rezoning Requests / Zoning Appeals	19	19	26	17
Annexation Requests	1	6	4	2
Land Disturbance Permits	189	238	215	151
Stormwater Inspections	38	30	20	15
Field Inspectors				
Customer Service Requests	351	284	434	174
E&SC Inspections	1648	2277	1259	854
Notice of Violations	42	96	12	3
Stop Work Orders	40	40	18	7
Preconstruction meetings	4	9	2	5
Final Inspections	6	4	2	1
Effectiveness Measures*				
Disturbed Area Approved	74.2	111.7	126.2	101.3
Linear Feet of New Road	1596	4315	6212	7319

*Include indicators and measures for both Environmental Management in the General Fund and Stormwater in the 508 Stormwater utility fund.

Department:	Stormwater Utility	Cost Center:	50840320
Function:	Public Works	Fund:	Stormwater

Mission Statement

The Fayette County Stormwater Utility is an enterprise fund. Staff is charged with equitably assessing fees and allocating the revenues to repair, replace, and upgrade drainage systems.

Significant Expenditure and Staffing Changes

◇ Fayette County passed a SPLOST on March 21, 2017 to fund \$23,741,641 worth of Stormwater Infrastructure Projects. Recommendation will be made at the April 13, 2017 Board of Commissioners's meeting to end the Stormwater Utility. All assessed fees will remain and collection activities pursued for all unpaid accounts.

BUDGET SUMMARY	FY 2016 Actual	FY 2017 Budget	FY 2017 Actual	FY 2018 Adopted
APPROPRIATIONS				
Personal Services	\$ -	\$ -	\$ (4,873)	\$ -
Operating	46,883	47,948	29,748	25,000
Capital Outlay	-	-	-	-
Deprec & Amort	2,057	-	11,479	
Interfund Charges	13,696	10,786	10,786	-
Other Costs	7,110	-	10,515	-
Debt Services	-	250,000	-	-
Other Financing Uses	6,932,779	1,791,266	1,791,266	-
Total Appropriations	\$ 7,002,525	\$ 2,100,000	\$ 1,848,921	\$ 25,000

WORKLOAD INDICATORS	2014 Actual	2015 Actual	2016 Actual	2017 Actual
Replacement or rehabilitation of Stormwater Drainage Systems that are funded (Identified/Completed)	5/0	5/3	18/10	4/4
Amount Originally Billed/Amount Collected to Date	609,436 / 557,376	607,770 / 545,091	609,859 / 503,307	625,626 / 486,492

Department:	Street Lights	Cost Center:	27140200
Function:	Public Works	Fund:	General

Mission Statement

The mission of the Fayette County Street Light program is to illuminate the streets of participating subdivisions in accordance with standards of the American National Standard for Roadway Lighting.

Major Goals

Review existing program and revise as needed to prevent any funding requirements from the General Fund. Conduct a cost benefit analysis moving toward a 20% administration fee, prepayment of first year's fee, and a \$100 application/change fee.

Significant Expenditure and Staffing Changes

◇ No significant changes.

BUDGET SUMMARY	FY 2016 Actual	FY 2017 Budget	FY 2017 Actual	FY 2018 Adopted
APPROPRIATIONS				
Personal Services	\$ -	\$ -	\$ -	\$ -
Operating	313,356	323,721	315,103	\$ 331,152
Capital Outlay	-	2,500	-	-
Interfund Charges	5,844	5,823	5,823	5,609
Other Financing Use	-	-	-	-
Total	\$ 319,200	\$ 332,044	\$ 320,926	\$ 336,761

Department:	Water System	Cost Center:	505
Function:	Public Works	Fund:	Water

Mission Statement

Our mission is to reliably provide cost-effective customer-focused services in a manner that protects public health and safety. We will provide high quality drinking water services that exceed all regulatory requirements in a way that protects the quality of life as our water resources flow through Fayette County.

Major Goals

- ◇ Focus on finalizing the current improvements to the Crosstown filters and controls
- ◇ Complete the installation and start-up of the Purate Chlorine Dioxide
- ◇ Installation of buoys around all Water Treatment structures and dams in reservoirs
- ◇ Install Auto Flushers to enhance overall system water quality
- ◇ Install cameras and LED lighting at all plants, admin offices, and pump stations
- ◇ Remodel Crosstown Water plant to expand laboratory and create training room
- ◇ Update SCADA system.
- ◇ Install raw water flow meters
- ◇ Implement new Water Conservation program

Significant Expenditure and Staffing Changes

- ◇ The organizational structure changed in FY2017

BUDGET SUMMARY	FY 2016 Actual	FY 2017 Budget	FY 2017 Actual	FY 2018 Adopted
APPROPRIATIONS				
Personal Services	\$ 3,491,024	\$ 3,848,344	\$ 3,893,666	\$ 3,954,889
Operating Expenses	3,897,300	3,822,585	3,573,480	\$ 4,244,293
Capital Outlays	50,759	673,978	46,270	\$ 355,088
Depreciation/Amortization	5,165,143	-	5,520,004	-
Other Costs	44,962	58,746	27,588	10,851
Debt Service	2,187,984	5,502,825	1,942,264	\$ 5,179,740
Interfund Charges	535,061	1,403,892	568,332	1,637,214
Other Financing Uses	-	1,430,000	-	\$ 840,000
Total Appropriations	\$ 15,372,232	\$ 16,740,370	\$ 15,571,604	\$ 16,222,075

PERSONNEL - (FTE)	FY 2015 Budget	FY 2016 Budget	FY 2017 Budget	FY 2018 Adopted
Total Personnel	65.000	63.000	66.000	69.000

Department:	Water System	Cost Center:	505
Function:	Public Works	Fund:	Water

WORKLOAD INDICATORS	FY 2014 Actual	FY 2015 Actual	FY 2016 Estimate	FY 2017 Projected
Water production (Avg. in MGD)	8.3	8.8	9.3	10.3
Meter sales	121	296	310	330
Active services	27,881	28,002	28,102	28,152
Non-revenue water - water loss (%)	9.0%	4.5%	3.0%	11.0%
Misread Meters (Calendar year)	4	4	3	2

Department:	Department of Family and Children	Cost Center:	10050512
Function:	Health and Welfare	Fund:	General

Major Functions

Outside agency partially funded by Fayette County.

- ◇ The Department of Family and Children Services (DFCS) offers financial assistance and social services to protect children and strengthen families in the County.
- ◇ Their mission is to help individuals become as independent and productive as possible while enabling them to retain a sense of dignity and a decent quality of life by helping themselves.

Significant Expenditure Changes

- ◇ No significant expenditures changes.

BUDGET SUMMARY	FY 2016 Actual	FY 2017 Budget	FY 2017 Actual	FY 2018 Adopted
APPROPRIATIONS				
Technical Services	\$ -	\$ -	\$ -	\$ -
DFCS Services	\$ 39,325	\$ 39,325	\$ 39,325	\$ 39,325
Total Appropriations	\$ 39,325	\$ 39,325	\$ 39,325	\$ 39,325

WORKLOAD INDICATORS	FY 2013 Actual	FY 2014 Actual	FY 2015 Actual	FY 2016 Actual
Food Stamp Recipients - per month	7,291	7,291	7,307	6,933
Temporary Assistance for Needy Families (TANF) - benefits issued	131,669	\$ 131,669	\$ 111,377	\$ 127,694
Medicaid Recipients - annual	3,023	3,023	3,399	3,532
Children in Child Care - per month	434	434	427	350
Abuse/Neglect Investigations	572	572	571	572
Foster Care Placements	36	36	19	21

Department:	Fayette Community Options	Cost Center:	10050514
Function:	Health and Welfare	Fund:	General

Mission Statement

Outside agency partially funded by Fayette County.

The mission of McIntosh Trail CSB (Fayette Community Options) is to offer individuals experiencing symptoms associated with mental illness, addictive disease and/or developmental disability the hope for optimal functioning by providing quality behavioral health services and support.

Major Functions

- ◇ Services include day programs, job placement and supported employment, case management, community involvement and skill building.
- ◇ Provide services to consumers with an IQ of 69 or below who were diagnosed with a developmental disability

Major Goals

- ◇ To increase the number of individuals served from 29 to 40 individuals under the Community Access Group Service.
- ◇ To increase the visibility in the community of the individuals served by providing active support and direct assistance.
- ◇ Increase participation of individuals served in social skills and recreational and leisure activities by promoting volunteer services and utilizing community resources.

Significant Expenditure Changes

- ◇ Building Rental will increase over the next two years

BUDGET SUMMARY	FY 2016 Actual	FY 2017 Budget	FY 2017 Actual	FY 2018 Adopted
APPROPRIATIONS				
Mental Health Services	\$ 59,270	\$ 59,270	\$ 59,270	\$ 64,070
Total Appropriations	\$ 59,270	\$ 59,270	\$ 59,270	\$ 64,070

Department:	Fayette Community Options	Cost Center:	10050514
Function:	Health and Welfare	Fund:	General

WORKLOAD INDICATORS	FY 2013 Actual	FY 2014 Actual	FY 2016 Actual	FY 2017 Estimate
Average Census - Service Center	22	26	29	29
Number of hours consumers received services	17,088	20,440	28,188	30,102
Number of hours consumers worked in the community.	1,912	1,692	816	735
Amount of wages earned by consumers	\$ 18,281	\$ 1,588	\$ 9,271	\$ 8,218
Number of hours spent in non-work community settings - volunteering/utilizing community resources	4,554	4,680	3,888	1,126
Number of community work hours by a day support consum	759	56	310	692

Department:	Fayette Family Connect	Cost Center:	10050515
Function:	Health and Welfare	Fund:	General

Mission Statement

Outside agency partially funded by Fayette County.

The mission of Fayette Factor (Family Connection) is to improve the well-being and health conditions of families through a collaborative system of physical, mental, emotional, and spritrual supports.

Major Functions

- ◇ Create a community where all children are healthy, primed for school, and able to succeed.
- ◇ Help families to become stable, self sufficient, and productive.
- ◇ Create communities that are vibrant, robust and thriving.

Significant Expenditure Changes

- ◇ Increase in County contribution to off set annual rent, internet, complex association fees, and utilites

BUDGET SUMMARY	FY 2016 Actual	FY 2017 Budget	FY 2017 Actual	FY 2018 Adopted
APPROPRIATIONS				
Operating	\$ 46,000	\$ 47,000	\$ 47,000	\$ 48,500
Total Appropriations	\$ 46,000	\$ 47,000	\$ 47,000	\$ 48,500

Department:	Fayette Counseling Center	Cost Center:	10050511
Function:	Health and Welfare	Fund:	General

Mission Statement

Outside agency partially funded by Fayette County.

The Fayette Counseling Center is one of many sites operated by the McIntosh Trail Community Services Board in a seven-county area. Community Service Boards are legal entities whose mission is to provide public mental health, developmental disabilities, and addictive diseases (MH/DD/AD) services.

Major Functions

◇ Fayette Counseling Center provides biopsychosocial assessments, psychiatric evaluations and medication monitoring, nursing assessments, individual therapy, family therapy/training or group therapy/training, crisis intervention, and community support services.

Significant Expenditure Changes

◇ The Counseling Center is experiencing an increase in the number of individuals requesting services and competes heavily for licensed clinical providers.

BUDGET SUMMARY	FY 2016 Actual	FY 2017 Budget	FY 2017 Actual	FY 2018 Adopted
APPROPRIATIONS				
Mental Health Services	\$ 125,380	\$ 125,380	\$ 125,380	\$ 131,777
Total Appropriations	\$ 125,380	\$ 125,380	\$ 125,380	\$ 131,777

WORKLOAD INDICATORS	FY 2014 Actual	FY 2015 Actual	FY 2016 Actual	FY 2017 Estimate
Average Census - Counseling Center	898	898	646	1,065

Department:	Public Health	Cost Center:	1050110
Function:	Health and Welfare	Fund:	General

Major Functions

Outside agency partially funded by Fayette County.

District 4 Public Health promotes wellness and protects the health and wellbeing of all people who live, work, and play in Butts, Carroll, Coweta, Fayette, Heard, Henry, Lamar, Meriwether, Pike, Spalding, Troup and Upson Counties of Georgia. Promote and encourage healthy behaviors by providing education and counseling. Public Health is divided into two branches:

1. Physical Health provides preventative health care and educational services to the general public. These services include, but are not limited to, monitoring and treating communicable diseases, immunizations, family planning, cancer screening, physical assessments, administering the WIC program, chronic diseases such as diabetes and hypertension, child health, and refugee services.
2. Environmental Health monitors and ensures the health and safety of the general public. These services include, but are not limited to, monitoring water supplies, food services, on-site sewage disposal, tourist accommodations, injury prevention, care homes, and inspections of pools. Environmental Health also administers the program in Fayette County dealing with the West Nile Virus and staff members teach correct child seat installation in vehicles.

Significant Expenditure Changes

◇ No significant changes

BUDGET SUMMARY	FY 2016 Actual	FY 2017 Budget	FY 2017 Actual	FY 2018 Adopted
APPROPRIATIONS				
Operating	\$ 7,748	\$ 9,697	\$ 8,583	\$ 7,464
Public Health Services	275,000	275,360	275,360	275,360
Total Appropriations	\$ 282,748	\$ 285,057	\$ 283,943	\$ 282,824

Department:	Senior Citizens Services	Cost Center:	10050520
Function:	Health and Welfare	Fund:	General

Major Functions

Outside agency partially funded by Fayette County.

◇ Assist senior citizens to remain independent as long as possible by providing a variety of services such as: Case Management, Information and Referral, Voucher and Community Transportation, Adult Day Services, Congregate and Home Delivered Meals, In-Home Services and Respite Care, and Kinship Caregivers Support.

Significant Expenditure Changes

◇ Requested increase of 11% to help with non emergency transports.

BUDGET SUMMARY	FY 2016 Actual	FY 2017 Budget	FY 2017 Actual	FY 2018 Adopted
APPROPRIATIONS				
Senior Citizens Services	\$ 194,556	\$ 204,588	\$ 204,588	\$ 235,630
Operating Expenses	\$ 15,489	\$ 25,000	\$ 15,141	\$ 25,000
Total Appropriations	\$ 210,045	\$ 229,588	\$ 219,729	\$ 260,630

WORKLOAD INDICATORS	FY 2014 Actual	FY 2015 Actual	FY 2016 Actual	FY 2017 Actual
Total Number of Meals Provided	42,241	46,430	51,339	54,417
Contracted County Meals	5,511	6,431	5,552	9,930
Percentage of Total Meals for Fayette County	13.0%	13.9%	10.8%	18.2%
Fayette County Contribution	\$ 194,556	\$ 204,588	\$ 204,588	\$ 235,630
Fayette County Participants	261	357	357	247

Department:	Youth Protection	Cost Center:	10050550
Function:	Health and Welfare	Fund:	General

Major Functions

Outside agency partially funded by Fayette County.

- ◇ Now called Bloom (formerly Fayette Youth Protection Homes).
- ◇ In the community-based Foster Care Program we arrange placement of children ages birth through 21 into loving private foster care homes.
- ◇ At the *Friday-Johnson Home*, a residential group home located in Brooks, GA, offer protection and healing to school-age children through a homelike environment and comprehensive services.
- ◇ At *The Bloom Closet*, children living in foster care in south metro Atlanta shop for clothing, baby gear, books, and school supplies all at the low, low price of nothing.

Significant Expenditure Changes

- ◇ No significant expenditures changes.

BUDGET SUMMARY	FY 2016 Actual	FY 2017 Budget	FY 2017 Actual	FY 2018 Adopted
APPROPRIATIONS				
Youth Protection Services	\$ 19,743	\$ 19,743	\$ 19,743	\$ 19,743
Total Appropriations	\$ 19,743	\$ 19,743	\$ 19,743	\$ 19,743

Department:	Library	Cost Center:	10060500
Function:	Culture & Recreation	Fund:	General

Mission Statement

The Fayette County Public Library provides:

1. Current, high-interest materials and programs
2. Materials and programs for lifelong learning
3. Information-seeking skills training and assistance
4. Awareness of cultural diversity
5. Answers to questions

Major Department Functions

- ◇ Provide access to over 119,000 volumes of books and other resource materials.
- ◇ Provide internet access service, reference, and circulation assistance to patrons.
- ◇ Provide on-site Educational Learning Lab which facilitates computer-assisted instruction for patrons.
- ◇ Provide access to Distance Learning Lab.

Major Goals

- ◇ The number of item in the non-fiction collection will increase by 5% each year
- ◇ Use of public access Internet computers will increase by 5% annually
- ◇ Participation in informational programs will increase by 5% annually

Significant Expenditure and Staffing Changes

- ◇ No significant expenditures or staffing changes.

BUDGET SUMMARY	FY 2016 Actual	FY 2017 Budget	FY 2017 Actual	FY 2018 Adopted
APPROPRIATIONS				
Personal Services	\$ 651,736	\$ 665,433	\$ 652,560	\$ 666,765
Technical Services - Flint River Regional Library Services	\$ 74,612	\$ 74,612	\$ 74,987	\$ 86,612
Operating	283,642	311,733	\$ 273,526	\$ 296,767
Capital Outlay	-	4,102	-	\$ 1,324
Total Appropriations	\$ 1,009,990	\$ 1,055,880	\$ 1,001,073	\$ 1,051,468

Department:	Library	Cost Center:	10060500
Function:	Culture & Recreation	Fund:	General

PERSONNEL - (FTE)	FY 2015 Budget	FY 2016 Budget	FY 2017 Budget	FY 2018 Adopted
Total Personnel	11.905	11.905	11.905	11.905

WORKLOAD INDICATORS	FY 2013 Actual	FY 2014 Actual	FY 2015 Actual	FY 2016 Actual
Registered library card holders	43,195	32,006	34,642	27,145
People visiting	110,056	250,000	334,253	351,104
Programs held per month	431	189	726	459

PERFORMANCE MEASURES	FY 2013 Actual	FY 2014 Actual	FY 2015 Actual	FY 2016 Actual
People using internet	86,456	98,300	100,012	98,300
Items circulated	319,402	313,602	287,863	302,037
Preschool programs attendees	19,170	21,839	24,788	17,667
People completing Life Long Learning courses	2,637	3,849	2,465	2,537

Department:	Recreation	Cost Center:	10060110
Function:	Culture & Recreation	Fund:	General

Mission Statement

- ◇ To make visible and maintain quality park facilities and recreation programs that will meet the needs of our citizens regardless of age, sex, race, or national origin including people with disabilities.
- ◇ To make visible the Fayette County Parks and Recreation Department.
- ◇ To identify and utilize Human Resources, Physical Resources, and Professional Development Resources.
- ◇ To provide the department with staff and equipment in four divisions: Administration, Athletics, Programs and Therapeutics.

Major Department Functions

- ◇ Improve the quality of life for all the citizenry of Fayette County with diverse social, economical, cultural, educational and recreating needs by implementing and maintaining safe year round programs, classes, special events and facility usage.
- ◇ Provide quality, well maintained facilities for the citizens of Fayette County in an attractive, safe, clean and accessible condition.
- ◇ Assist local sport associations in carrying out their missions.
- ◇ Collaborate recreation services through cities, the Board of Education and private organizations.

Major Goals

- ◇ Continue to make improvements to existing parks as financial resources are made available.
- ◇ Maintain 20% yearly net income on all Recreation sponsored programs.
- ◇ Develop Special Event Request Form with applicable fees listed
- ◇ Develop Sports Hall of Fame for each sport complex

Significant Expenditure and Staffing Changes

- ◇ There are no significant changes.

Department:	Recreation	Cost Center:	10060110
Function:	Culture & Recreation	Fund:	General

BUDGET SUMMARY	FY 2016 Actual	FY 2017 Budget	FY 2017 Actual	FY 2018 Adopted
APPROPRIATIONS				
Personal Services	\$ 362,231	\$ 368,088	\$ 358,176	\$ 429,909
Operating	695,697	821,523	832,534	801,406
Capital Outlay	12,300	4,000	2,900	-
Total Appropriations	\$ 1,070,228	\$ 1,193,611	\$ 1,193,610	\$ 1,231,315

PERSONNEL - (FTE)	FY 2015 Budget	FY 2016 Budget	FY 2017 Budget	FY 2018 Adopted
Total Personnel	6.00	6.00	6.00	7.00

WORKLOAD INDICATORS	FY 2014 Actual	FY 2015 Actual	FY 2016 Actual	FY 2017 Estimate
Number of programs and classes offered	581	534	477	501
Number of adult athletic leagues offered	22	6	7	5
Reservations - Parks, Fields, and Indoor Facilities	291	314	268	300
Number of Background Checks Processed	1,028	946	683	700
Number of Coaches CPR/AED Certified	-	-	-	-
Number of Association Meetings Attended	62	63	64	62
Number of Volunteer Hours Contributed to Maintaining Parks	527	480	233	200

Department:	County Extension	Cost Center:	10070130
Function:	Planning and Development	Fund:	General

Mission Statement

The mission of the Fayette County Cooperative Extension office is to extend lifelong learning to the people of Fayette County through unbiased, research-based education in agriculture, the environment, communities, youth, and families. We respond to people's needs and interests through outreach programs including seminars, workshops, demonstrations, and youth development. Fayette County Extension is a collaboration between the University of Georgia, Fayette County, and the United States Department of Agriculture for providing educational programs, information, and assistance to the citizens of Fayette County.

Major Department Functions:

The Fayette County Cooperative Extension, backed by the resources of Fayette County, the University of Georgia, Fort Valley State University and the Department of Agriculture provides educational programs, information, materials, and actual assistance to citizens of the County. Education and information is also provided to citizens by telephone consultation, site visits, newsletters, news articles, radio and collaboration with other community agencies. Publications, website and laboratory services are other delivery methods for safe - education and information to citizens. The basic goal of Fayette County Extension is to provide information that will contribute to learning for life, which in turn, helps citizens make informed decisions with unbiased, research-based information - this improving quality of life. We are also Fayette County's gateway to the knowledge and resources offered by the University of Georgia.

Major Goals

- ◇ Continue development and utilize an active and efficient Leadership System, made up of adults and youth that will help give direction and focus to future program efforts and ideas as well as increase our programming scope and outreach.
- ◇ Increase awareness of water quality and quantity through educational efforts, programs, newsletters and news articles on storm water management, water runoff, erosion, and efficient uses of water in the household and household landscaping.
- ◇ Continue the organization and utilization of our Master Gardeners through educational programs and plant clinics allowing them to share their knowledge and passions to the people of the County.
- ◇ Increase our presence in schools to assist in promoting science-based learning.
- ◇ Plan, coordinate and offer seasonal and timely programs on landscape management, garden utilization, and horticulture education. These programs will reach over 500 people annually.

Department:	County Extension	Cost Center:	10070130
Function:	Planning and Development	Fund:	General

Major Goals (con't)

- ◇ Develop a 4-H Advisory Board consisting of youth, community leaders, parents, and interested citizens to promote positive youth development in the most effective way.
- ◇ Increase certified and active volunteers in the youth programs by 10%.
- ◇ Increase youth participation in our 4-H Youth Development programs.
- ◇ Increase the number of educational newsletters and articles produced to help educate citizens.
- ◇ Increase our presence in 4-H Youth Development programs

Significant Expenditure and Staffing Changes

- ◇ There are no significant expenditure or staffing changes.

BUDGET SUMMARY	FY 2016 Actual	FY 2017 Budget	FY 2017 Actual	FY 2018 Adopted
APPROPRIATIONS				
Personal Services	\$ 21,062	\$ 30,839	\$ 27,977	\$ 30,839
Contract for Services/University of Georgia	99,741	94,425	83,699	96,393
Operating	8,858	12,824	9,283	12,888
Capital Outlay	-	-	-	-
Total Appropriations	\$ 129,661	\$ 138,088	\$ 120,959	\$ 140,120

PERSONNEL - (FTE)*	FY 2015 Budget	FY 2016 Budget	FY 2017 Budget	FY 2018 Adopted
Total Personnel	0.950	0.950	0.950	0.950

*Other Extension office positions are fully covered by a Contract executed between Fayette County and the University of Georgia Cooperative Extension Service. They are not included in the Fayette County FTE employee counts.

WORKLOAD INDICATORS	FY 2015 Actual	FY 2016 Actual	FY 2017 Actual	FY 2018 Estimate
Phone calls answered	1,178	2,341	3,000	3,500
Face to Face Contact & Education Program Participants	9,000	8,693	9,300	9,500
Volunteer hours	4,096	4,883	5,000	5,250
4-H enrollment	967	927	920	940
Publications distributed*	20,000	23,000	25,000	25,000
Soil samples performed	543	585	625	650
Water samples	45	74	65	70
Microbiology samples	22	53	55	60
Plant Tissue samples	1	1	1	1
Radon Kits	40	15	7	40

Department:	County Extension	Cost Center:	10070130
Function:	Planning and Development	Fund:	General

WORKLOAD INDICATORS (con't)	FY 2015 Actual	FY 2016 Actual	FY 2016 Actual	FY 2017 Estimate
Pesticide Applicator licenses(Private)	3	2	5	5
Nematode Assays	4	4	42	5
Elemental Analysis	-	3	5	3
Home site visits	45	17	25	30
P.A.R. Produce generated (lbs.)@	35,944	40,598	52,000	52,000

*We do not currently have a way to accurately monitor these numbers. Numbers provided are estimated based on materials given out at homeowner programs/events, 4H events, and clients coming into the office

@Numbers include produce from Plant A Row in Fayette County as well as produce gleaned from other farms and distributed by the Master Gardener program.

Department:	Development Authority	Cost Center:	10070510
Function:	Planning and Development	Fund:	General

Mission Statement

Outside agency partially funded by Fayette County.

The Fayette County Development Authority (FCDA) was established by resolution of the Fayette County Board of Commissioners on April 10, 1986 to “develop and promote trade, commerce, industry and employment opportunities” for Fayette County.

Major Department Functions

The Fayette County Development Authority (FCDA) is the lead economic development entity for Fayette County, Georgia. FCDA focuses on recruitment, retention and expansion of major industry and corporate office operations as well as workforce issues, primarily in the cities of Fayetteville, Peachtree City and Tyrone.

Major Goals

- ◇ Purchase and implementation of state-of-the-art economic development software, enabling the Authority to generate detailed monthly lead development and project reporting to our investors
- ◇ Identification and marketing of several hundred acres of new sites to state-wide project managers and site consultants
- ◇ Creation of an updated targeted industry list and tax plan
- ◇ Economic development training programs for our local community leadership
- ◇ Initiation of an all new marketing and lead development program designed to showcase Fayette County to statewide project managers, site consultants and global targeted industries.

Significant Expenditure Changes

- ◇ No significant changes.

BUDGET SUMMARY	FY 2016 Actual	FY 2017 Budget	FY 2017 Actual	FY 2018 Adopted
APPROPRIATIONS				
Contract for Services	\$ 225,000	\$ 225,696	\$ 225,696	\$ 225,696
Utilities	13,407	14,587	14,587	13,500
Total Appropriations	\$ 238,407	\$ 240,283	\$ 240,283	\$ 239,196

Department:	GA Forestry Commission	Cost Center:	10070140
Function:	Planning and Development	Fund:	General

<p>Major Department Functions</p> <p>Outside agency partially funded by Fayette County.</p> <p>Funding provided to the Georgia Forestry Commission in order to participate in forest wildfire protection program. The payment is based on the amount of four cents (10¢) per acre of privately owned timberland in the county. The acreage shall be determined from the most recent U.S. Forest Service Survey for Georgia.</p> <p>33,357 acres @ \$0.10/per acre = \$3,336 annually</p>
--

<p>Significant Expenditure Changes</p> <p>◇ There are no significant expenditure or staffing changes.</p>

BUDGET SUMMARY	FY 2016 Actual	FY 2017 Budget	FY 2017 Actual	FY 2018 Adopted
APPROPRIATIONS				
Forest Wildfire Protection	\$ 3,336	\$ 3,336	\$ 3,336	\$ 3,336
Total Appropriations	\$ 3,336	\$ 3,336	\$ 3,336	\$ 3,336

WORKLOAD INDICATORS	FY 2014	FY 2015	FY 2016	FY 2017
Number of acres of privately owned forestland - Fayette County	33,357	33,357	33,357	33,357

Department:	Building Safety	Cost Center:	10070210
Function:	Planning and Development	Fund:	General

Mission Statement

To deliver a service to the citizens of Fayette County that will verify structures are constructed in accordance with the construction codes and standards for the purposes of safeguarding the safety, health and general welfare of the public from hazards attributed to the built environment.

Major Department Functions

- ◇ **Permitting** - Includes the collection of fees, processing of requests for permits and inspections, and providing information to the public.
- ◇ **Plans examination** - Includes the review of plans and related construction documents for minimum code compliance prior to permit issuance.
- ◇ **Inspection** - Includes verification that structures are built in accordance with the approved plans, minimum construction codes and within the scope of the permit.
- ◇ **Enforcement** - Insure health, safety and welfare of citizens by enforcement of all adopted codes and ordinances.
- ◇ **Addressing** - Assingning new addresses and maintaining existing property addressing systems with support/coordination with Postal Service, Public Utility, Commercial delivery systems and Public Safety.

Major Goals

- ◇ Advance the department's mission, vision and values by providing excellent, timely and cost effective customer service.
- ◇ Create and maintain a highly qualified, professional, diverse and responsive workforce.
- ◇ Develop tools and process improvements that will support the department's effort to provide a positive and effiecient customer experience.
- ◇ Develop key performance indicators and mesurements for permitting, plan review and inspections.
- ◇ Provide creative and consistent leadership to the department

Significant Expenditure and Staffing Changes

- ◇ A new full time Plans Examiner position added
- ◇ SAGES software conversion from Energov

BUDGET SUMMARY	FY 2016 Actual	FY 2017 Budget	FY 2017 Actual	FY 2018 Adopted
APPROPRIATIONS				
Personal Services	\$ 485,451	\$ 480,718	\$ 462,858	\$ 547,907
Operating	101,799	93,211	75,633	186,321
Capital Outlay	3,767	3,643	1,849	3,745
Total Appropriations	\$ 591,017	\$ 577,572	\$ 540,340	\$ 737,973

Department:	Building Safety	Cost Center:	10070210
Function:	Planning and Development	Fund:	General

PERSONNEL - (FTE)	FY 2015 Budget	FY 2016 Budget	FY 2017 Budget	FY 2018 Adopted
Total Personnel	9.00	7.00	7.00	8.00

WORKLOAD INDICATORS	FY 2013 Actual	FY 2014 Actual	FY 2015 Actual	FY 2016 Actual
Permitting				
Building permits issued	865	980	958	975
Amount of revenue collected	\$ 985,641	\$ 1,020,312	\$ 1,029,416	\$ 1,068,123
Inspections processed	9,747	10,979	13,521	10,977
Permits closed & C.O. issued	526	349	365	370
Plan Examination				
Residential & commercial plan cases completed	901	859	958	992
Pre and post site inspections completed	231	160	210	235
Revisions reviewed	189	165	145	195
Inspections				
# of Inspectors	3	3	3	3
Scheduled inspections performed	9,747	10,979	13,521	10,977
Courtesy inspections performed	235	228	-	-
% on-time inspections performed	89	90	95	90
Enforcement				
Complaints received	112	83	76	33
Site verifications	313	180	33	46
Notices of violations & stop orders issued	33	64	33	14
Disaster assessments performed	13	19	12	11
Court appearances	10	14	15	9

PERFORMANCE MEASURES	FY 2013 Actual	FY 2014 Actual	FY 2015 Actual	FY 2016 Actual
% of days that "next day" tickets are completed on time	89%	90%	90%	90%
% of days that inspection ticket results are entered same day	99.95%	100.00%	100.00%	100.00%
ISO rating for building & code enforcement:				
Fayette County residential	4	4	4	4
Fayette County commercial	4	4	4	4
% in GA with better rating				
% in GA with equal rating				
% in GA with lesser rating				
% code violations resolved via voluntary compliance	90.0%	92.0%	95.0%	95.0%

Department:	Planning and Zoning	Cost Center:	10070411
Function:	Planning and Development	Fund:	General

Mission Statement

Planning Functions: To carry out the policies and visions of the Fayette County Comprehensive Plan to integrity, fiscal health and quality. to ensure that we maintain and enhance the County's orderly growth, economic prosperity, environmental

Zoning Functions: To promote the physical and economic development of Fayette County and foster the use and enjoyment of property within the unincorporated areas of the County in a manner consistent with the Comprehensive Plan, regulations and policies, and effective management practices.

Major Department Functions

- ◇ Prepare, review and maintain the Fayette County Comprehensive Plan, including data collection, mapping, analysis, and goal and policy formulation.
- ◇ Prepare, review and maintain plans for special study areas and/or topics. Participate in studies, committees, and surveys involved with County-wide and regional planning activities.
- ◇ Provide public education and information on planning issues, needs and long-range proposals through provisions of demographic information, brochures, annual reports and presentations to local neighborhood and civic groups.
- ◇ Serve as census coordinator and census depository for Fayette County.
- ◇ Serve as Solid Waste Management Plan coordinator for Fayette County.
- ◇ Serve as Impact Fee coordinator for Fayette County.
- ◇ Process applications for public hearing requests for rezoning's, preliminary plats, variances, telecommunication towers, revised final subdivision plats, revised development plans, and new alcoholic beverages coordinate multi-departmental reviews (Technical Review Committee, Annexation Requests), receive comments from departments, and prepare staff reports with analysis and recommendation for public hearing requests.
- ◇ Administer and interpret the Zoning and Sign Ordinances, and sections of the Subdivision regulations, the Development regulations and the County code.
- ◇ Provide technical support to the Planning Commission, the Zoning Board of Appeals, and Board of Commissioners in development related matters.
- ◇ Review/approve nonresidential site plans, landscape plans, final subdivision plats, preliminary plats, and issue Conditional Use Approvals and Certificates of Zoning Compliance.
- ◇ Coordinate and monitor interdepartmental administrative review of nonresidential site plans, preliminary plats, and final subdivision plats.
- ◇ Perform administrative review/approval and issuance of permits for signs, temporary trailers, alcoholic beverage licenses, administrative variances and administrative rezoning's.

Department:	Planning and Zoning	Cost Center:	10070411
Function:	Planning and Development	Fund:	General

Major Department Functions (can't)

- ◇ Perform administrative review and approval of residential building permits for compliance with zoning regulations.
- ◇ Perform batter board and final construction site inspections for compliance with approved site plans for non-residential development.

Major Goals

- ◇ Continue with Zoning Ordinance amendments as needed.
 - ◇ Work with various County Departments to recommend amendments to the Development Regulations.
 - ◇ Initiate study to define Rural Character and preservation methods
 - ◇ Initiate study on septic suitability regulations
 - ◇ Continue the replacement of the pages in official zoning maps.
- Comprehensive Growth Management Plan for the imposition of Fire Service impact fees. This is a consolidated plan that includes Brooks, Tyrone and Woolsey and requires a coordinated effort.

Significant Expenditure and Staffing Changes

- ◇ Part Time position for Zoning Technician added
- ◇ SAGES software conversion from Energov

BUDGET SUMMARY	FY 2016 Actual	FY 2017 Budget	FY 2017 Actual	FY 2018 Adopted
APPROPRIATIONS				
Personal Services	\$ 261,284	\$ 277,729	\$ 251,548	\$ 301,535
Operating	8,726	15,231	12,071	35,793
Capital Outlay	-	-	-	4,120
Total Appropriations	\$ 270,010	\$ 292,960	\$ 263,619	\$ 341,448

Department:	Planning and Zoning	Cost Center:	10070411		
Function:	Planning and Development	Fund:	General		
PERSONNEL - (FTE)		FY 2015 Budget	FY 2016 Budget	FY 2017 Budget	FY 2018 Adopted
Total Personnel		2.00	3.00	3.00	3.63

WORKLOAD INDICATORS	FY 2014 Estimate	FY 2015 Estimate	FY 2016 Estimate	FY 2017 Projected
Rezoning petitions	12	15	18	15
Site plans	6	6	6	8
Preliminary plats	2	1	3	2
Final Plats	15	24	20	25
Number of variances (ZBA)	10	19	16	20
Businesses (non-home occupations) per occupation tax records	100	107	100	110
Home occupations per occupation tax records	207	217	230	250

PERFORMANCE MEASURES	FY 2014 Estimate	FY 2015 Estimate	FY 2016 Estimate	FY 2017 Projected
Available residential building lots (platted)	1400	1200	900	800
Acres zoned for nonresidential use	1900	1900	1900	2000
Acres under conservation easement for permanent protection	515	550	600	600

Department:	Code Enforcement	Cost Center:	10070483
Function:	Planning and Development	Fund:	General

Mission Statement

The Fayette County Code Enforcement Officers are responsible for enforcing county codes and ordinances adopted by the Fayette County Board of Commissioners.

Major Department Functions:

- ◇ The primary duties are to preserve the quality of life, health and welfare of all Fayette County citizens.
- ◇ Code Enforcement Officers handle all code violation complaints, alcohol licensing, and Specific Occupation Permits.

Significant Expenditure and Staffing Changes

- ◇ No significant changes

BUDGET SUMMARY	FY 2016 Actual	FY 2017 Budget	FY 2017 Actual	FY 2018 Adopted
APPROPRIATIONS				
Personal Services	\$ 84,408	\$ 83,523	\$ 72,593	\$ 85,106
Operating	3,516	9,800	4,127	9,355
Capital Outlay	-	1,300		-
Total Appropriations	\$ 87,924	\$ 94,623	\$ 76,720	\$ 94,461

PERSONNEL - (FTE)	FY 2015 Budget	FY 2016 Budget	FY 2017 Budget	FY 2018 Adopted
Total Personnel	2.000	2.000	2.000	2.000

Department:	Criminal Justice Center	Cost Center:	10080191
Function:	Debt Service	Fund:	General

Major Department Functions

◇ Provide for the annual payment of the debt service on the revenue bonds issued by the Public Facilities Authority for the purpose of constructing the Criminal Justice Center.

Significant Expenditure Changes

- ◇ In April of 2011, the Series 2011 revenue bonds were issued for the purpose of refunding all of the Series 2001 revenue bonds.
- ◇ The first principal payment on the Series 2011 revenue bonds will be in June 2012.
- ◇ The refunding of the Series 2001 revenue bonds saved the County \$1.2 million in interest payments in FY 2011.
- ◇ The refunding of the Series 2001 revenue bonds saved the County \$1.0 million in principal and interest payments in FY 2012.

For additional detail please refer to the Schedule of Debt in the Appendix.

BUDGET SUMMARY	FY 2016 Actual	FY 2017 Budget	FY 2017 Actual	FY 2018 Adopted
APPROPRIATIONS				
Principal Payments	\$ 1,785,000	\$ 1,835,000	\$ 1,835,000	\$ 1,890,000
Interest Payments	1,477,306	1,423,756	1,423,756	\$ 1,368,706
Paying Agent Fees	1,350	1,411	1,300	\$ 1,411
Total Appropriations	\$ 3,263,656	\$ 3,260,167	\$ 3,260,056	\$ 3,260,117

**LEGAL DEBT MARGIN
GENERAL OBLIGATION DEBT
FOR THE FISCAL YEAR ENDED JUNE 30, 2018**

Article 9, Section 5, Paragraph I of the Georgia Constitution establishes the maximum debt limits for counties and other political subdivisions of the State. Under the Constitution, certain types of debt issued by a political subdivision, including counties, cannot exceed an amount which is equal to 10 percent (10%) of the assessed value of all taxable property located within that particular entity.

As indicated by the calculation in the table below, the legal debt margin of Fayette County at the beginning of the 2018 fiscal year is \$591,223,230. It is based on the latest tax digest (2017 calendar year).

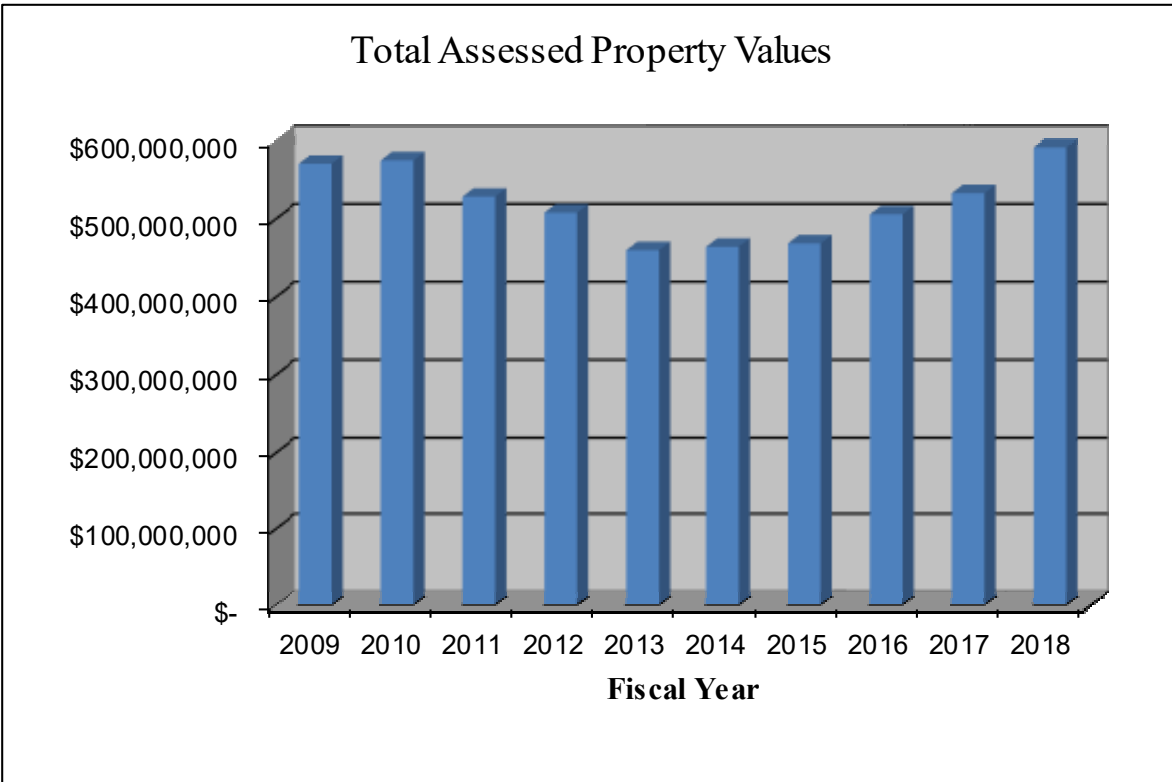
The legal debt margin amount is important in that it represents the net amount of external financing resources that is available to the County through the issuance of general obligation (G.O.) bonds. G.O. bonds are debt instruments issued in the name of the government and whose repayment is guaranteed through a pledge of the full faith and credit of the issuer. In layman's terms, when the majority of voters in a county approve a general obligation bond referendum, they are guaranteeing the purchaser of that bond that they will pay property taxes in an amount that is sufficient to redeem the bond upon maturity and pay the interest earned on the outstanding bonds.

<u>TAX YEAR</u>	<u>ASSESSED VALUE</u>	<u>APPLICABLE PERCENTAGE</u>	<u>DEBT LIMIT</u>	<u>CURRENT G.O. DEBT</u>	<u>LEGAL DEBT MARGIN</u>
2017	\$5,912,232,301	10.00%	\$591,223,230	\$0	\$591,223,230

The legal debt margin is calculated at any point in time by deducting the amount of the current outstanding G.O. debt from the statutory debt limit. The reason for performing this calculation is to determine the maximum amount of new debt that could be legally issued should the need arise. This means that Fayette County has no outstanding general obligation bond indebtedness and has the entire 100% percent of its legal debt capacity available. With the annual budgeted appropriations in the General Fund being approximately \$50.3 million for FY 2018, there is more than sufficient debt capacity available to the County.

Fayette County and its component units also issue revenue bonds. As provided by law, the issuance of revenue bonds does not count against the legal debt margin.

STATEMENT OF LEGAL DEBT MARGIN LAST TEN FISCAL YEARS					
<u>Fiscal Year</u>	<u>Assessed Property Values</u>	<u>Percentage</u>	<u>Debt Service Monies Debt Limit</u>	<u>Net Bonded Debt</u>	<u>Legal Debt Margin</u>
2009	\$ 5,703,535,572	10.00%	\$ 570,353,557	-	\$ 570,353,557
2010	\$ 5,747,653,235	10.00%	\$ 574,765,324	-	\$ 574,765,324
2011	\$ 5,282,717,969	10.00%	\$ 528,271,797	-	\$ 528,271,797
2012	\$ 5,078,256,754	10.00%	\$ 507,825,675	-	\$ 507,825,675
2013	\$ 4,596,584,583	10.00%	\$ 459,658,458	-	\$ 459,658,458
2014	\$ 4,639,269,353	10.00%	\$ 463,926,935	-	\$ 463,926,935
2015	\$ 4,683,124,421	10.00%	\$ 468,312,442	-	\$ 468,312,442
2016	\$ 5,055,322,002	10.00%	\$ 505,532,200	-	\$ 505,532,200
2017	\$ 5,327,921,519	10.00%	\$ 532,792,152	-	\$ 532,792,152
2018	\$ 5,912,232,301	10.00%	\$ 591,223,230	-	\$ 591,223,230



**LONG-TERM DEBT
AS OF JUNE 30, 2017**

General Obligation Bonds – Fayette County could issue general obligation bonds to provide funds for the acquisition and construction of major general government capital facilities. General obligation (G.O.) bonds are direct obligations and thus represent a pledge of the full faith and credit of the government. Fayette County currently has no general obligation bonds outstanding.

Revenue Bonds - The County and its component units also issue bonds where the issuer pledges income derived from the acquired or constructed assets to pay debt service.

Fayette County Public Facilities Authority (a blended component unit) – In April of 2011, the Public Facilities Authority (PFA) issued \$40.3 million of Series 2011 Revenue Bonds (along with \$8.0 million in cash) for the purpose of refunding all of the Series 2001 Refunding Revenue Bonds. The Series 2001 Revenue Bonds had been issued for the purpose of providing funds to pay or to be applied toward the cost of refunding by redemption and payment the Series 2000 Bonds that had been issued for the construction of the Criminal Justice Center. The Series 2011 Bonds are special limited obligations of the issuer (PFA) payable solely from installment payments of purchase price to be made by the County to the issuer pursuant to the agreement. The County’s obligation is to make installment payments to the issuer sufficient to enable the issuer to pay the principal of, premium if any, and interest on the Series 2011 Bonds. Interest on the Series 2011 Bonds is payable semiannually on December 1 and June 1. For financial reporting purposes, the Public Facilities Authority is considered to be a component unit of Fayette County and thus the debt is properly reported as being attributable to Fayette County government.

The Fayette County Public Facilities Authority currently outstanding revenue bonds can be described as follows:

\$31,640,000 outstanding - Series 2011 Refunding Revenue Bonds, Criminal Justice Center Project; due in annual installments of \$1,890,000 to \$3,115,000 through June 1, 2030; and interest from 2.0% to 5.0%.

At June 30, 2017, the Fayette County Public Facilities Authority was obligated to make combined payments of principal and interest on its outstanding revenue debt as follows:

Fiscal Year	Principal	Interest	Debt Service
2018	1,890,000	1,368,706	3,258,706
2019-2022	8,270,000	4,767,825	13,037,825
2023-2026	9,835,000	3,203,663	13,038,663
2027-2030	11,645,000	1,396,806	13,041,806
Totals	\$ 31,640,000	\$ 10,737,000	\$ 42,377,000

Fayette County Water System Enterprise Fund – The Water System issues revenue bonds with the purpose of refunding debt and to pay the costs of making additions, extensions, and improvements to the County’s water system.

The Fayette County Water System’s currently outstanding revenue bonds can be described as follows:

\$135,000 outstanding – **Series 1996A**, due in annual installments of \$30,000 to \$35,000 through October 1, 2020; and an interest from 3.6% to 5.5%

\$9,450,000 outstanding – **Series 2009**, due in installments of \$880,000 to \$2,965,000 through October 1, 2021; and an interest from 2.00% to 5.0%

\$7,970,000 outstanding – **Series 2012A**, due in installments of \$50,000 to \$3,660,000 through October 1, 2025; and an interest from 3.00% to 5.0%

\$9,205,000 outstanding – **Series 2012B**, due in installments of \$45,000 to \$2,015,000 through October 1, 2025; and an interest from 3.00% to 5.0%

\$16,565,000 outstanding – **Series 2016**, due in installments of \$240,000 to \$4,615,000 through October 1, 2029; and an interest from 3.00% to 5.0%

At June 30, 2017, the Fayette County Water System Enterprise Fund was obligated to make combined payments of principal and interest on its outstanding revenue debt as follows:

Fiscal Year	Principal	Interest	Total Debt Service
2018	3,915,000	1,501,994	5,416,994
2019-2022	16,975,000	4,269,759	21,244,759
2023-2026	17,705,000	1,648,018	19,353,018
2027-2030	4,730,000	197,288	4,927,288
Total	\$ 43,325,000	\$ 7,617,060	\$ 50,942,060

Georgia Environmental Facilities Authority (GEFA) - The Georgia Environmental Facilities Authority is a state agency which offers low interest financing to other political subdivisions of the State of Georgia for their water and sewer capital needs.

As of June 30, 2017, the Water System Enterprise Fund has no GEFA loans outstanding. The previous seven loans were refunded in FY 2010 with proceeds from the Series 2009 revenue bonds.

LEASES
AS OF JUNE 30, 2017

Leases – Fayette County entered into an equipment lease-purchase agreement with Motorola, Inc. on December 27, 2002 for an 841 MHz radio system with six satellites and one prime site. The total purchase price was \$7,760,000. Under the terms of the financing the County was required to make annual lease payments in the amount of \$993,761 covering a ten-year lease term. The first payment was due on January 1, 2004 and the last payment was due on January 1, 2013.

As of June 30, 2017, there are no lease agreements outstanding.

GLOSSARY OF BUDGETARY AND FINANCIAL TERMINOLOGY

Accounting System - The total set of records and procedures which are used to record, classify and report information on the financial statements and operations of an entity.

Accruals – are adjustments for 1) revenues that have been earned but are not yet recorded, and 2) expenses that have been incurred but are not recorded.

Accrual Basis of Accounting - The method of accounting under which revenues are recorded when they are earned (whether or not cash is received at that time) and expenditures are recorded when goods and services are received (whether or not cash disbursements are made at that time).

ADA – Americans with Disabilities Act.

Ad Valorem Property Taxes - Taxes levied on an assessed valuation (40% of market value) of real and personal property, based on a valuation as of January 1 and a millage rate set by the County Commission.

Amortization - the systematic allocation of a balance sheet item to expense (or revenue) on the income statement. Example, amortization of bond issue costs.

Appropriation - An authorization made by the Board of Commissioners which permits officials to incur obligations against and to make expenditures of governmental resources. Appropriations are usually made for fixed amounts and are typically granted for a one year period.

ARC – Atlanta Regional Commission

Balanced Budget – a budget is defined as being balanced when the sum of estimated revenues and appropriated fund balance is equal to appropriations for each fund.

Board of Commissioners - The governing authority of the County. It consists of five members that serve on a part-time basis and are elected to staggered terms of four years.

Bond – a debt investment in which an investor loans money to an entity (corporate or governmental) that borrows the funds for a defined period of time at a fixed interest rate.

Budget - A financial plan for a specific period of time that matches all planned revenues and expenditures with various County services.

Budget Amendment - A legal procedure utilized by County staff to revise a budget appropriation. County administration staff has the authorization to adjust line item expenditures within a departmental budget but the County Commission must approve any increase in the total budget for a department.

CAFR – Comprehensive Annual Financial Report

Capital Budget - A component of the annual budget that serves as a guide for efficiently and effectively undertaking capital projects. The capital budget includes the Capital Improvement Program (CIP).

Capital Improvement Program (CIP) - A five-year plan of major capital projects. It includes the funds required for the completion of the projects and the sources for funding these projects.

Capital Project - A capital outlay for the acquisition of any asset or construction project with an anticipated cost of \$5,000 to \$49,999 and an estimated useful life of three or more years.

Cash basis – the basis of accounting under which revenue is recognized when received and expenditures are recognized when paid.

CIP Project - Is a major capital project with an anticipated cost of at least \$50,000 and an estimated useful life of at least three years.

Capital Outlay - Includes expenditures that result in the acquisition of or addition to fixed assets that have an estimated useful life greater than one year.

COLA – Cost of Living Adjustment.

Contingency - A budgetary reserve set aside for emergencies or unforeseen expenditures not otherwise budgeted for.

COOP - Continuity of Operations Plan.

Cost Center - An operating unit within the County for which an annual budget is approved by the County Commission.

Debt Service Fund - A fund used to account for resources intended for the payment of principal, interest, and any service charges on long-term debt.

Department - A major administrative unit of the County with overall management responsibility for an operation or a group of related operations within a functional area.

Depreciation – the systematic allocation of a tangible asset's cost to expense over the life of the asset. Example, depreciation of equipment and buildings.

Encumbrance - Obligations in the form of purchase orders, contracts or salary commitments which are chargeable to an appropriation and for which part of the appropriation is reserved. They cease to be encumbrances when paid or when an actual liability is set up.

Enterprise Fund - A governmental accounting fund in which the services provided are financed and operated similarly to those of a private business. The rate schedules for these services are established to ensure that revenues are adequate to meet all necessary expenditures.

Expenditure - Decrease in net financial resources. Expenditures include current operating expenses requiring the present and future use of net current assets, debt service, capital outlays and intergovernmental grants, entitlement, and shared revenues.

Fiscal Year - The time period designated by the County signifying the beginning and ending period for recording financial transactions. Fayette County has specified July 1 to June 30 as its fiscal year.

Fiscal Policies – guidelines that provide a framework as to how the financial responsibilities associated to the operation of the County are to be carried out.

Fixed Asset - Assets of long-term character which are intended to continue to be held or used, such as land, buildings, machinery and furniture.

Full-Time Equivalent (FTE) - Uniform basis used to measure approved positions. The number of positions is determined based on the total average weekly hours worked in relation to the total work hours in a full work week. Example: a position that works 20 hours per week is equivalent to 0.50 FTE (20 hours worked divided by 40 hours for a full work week).

Fund - A fiscal and accounting entity which is comprised of a self-balancing set of accounts which reflect all assets, liabilities, equity, revenue and expenditures (or expenses) necessary to disclose financial position and the results of operations. Funds are established as individual entities in order to segregate financial records for the purpose of legal compliance, different natures of the activities performed, measurement of different objectives, and to facilitate management control.

Fund Balance - Refers to the excess of current assets over current liabilities.

GAAP – Generally Accepted Accounting Principles

GASB – Governmental Accounting Standards Board

GCIC – Georgia Crime Information Center

General Fund - It is the principal operating fund for the County.

General Obligation (G.O.) Bonds - Bonds sold to raise revenue for long-term capital financing needs. These bonds which pledge the full faith and credit of the County must be approved by voter referendum. The cost of financing is spread over the life of the improvement so that future users help to repay the cost of the improvement.

GFOA – Government Finance Officers Association

Governmental Fund - Used to account for all or most of a government's general activities. The measurement focus is on source and use of resources.

Infrastructure - Basic installations and facilities (e.g., roads, bridges) upon which the continuance and growth of a community depend.

Intergovernmental Revenue - Revenues received from other governmental entities in the form of grants, entitlements, shared revenues or payments in lieu of taxes.

Interest Income - Revenue earned for the use of idle monies.

Interfund Transfer - Contributions and operating transfers of cash made between the various funds of the County.

Internal Service Fund - A fund used to account for operations that provide services to other departments or agencies of the governmental unit on a cost-reimbursement basis.

Lease Purchase - A method of acquiring high cost equipment or property and spreading the payments over a specified period of time.

L.E.C.M. – Law Enforcement Confiscated Monies.

Legal Debt Margin - The net amount of external financing resources that is available to the County through the issuance of general obligation bonds. For Fayette County, it is limited to an amount equal to 10% of the assessed value of all taxable property located within the county, less any current general obligation bond debt.

Liability - Debt or other legal obligations arising out of transactions in the past which must be liquidated, renewed, or refunded at some future date. This term does not include encumbrances.

Line- Item Budget - A budget that lists each expenditure category separately along with the dollar amount budgeted for each specified category.

M&O – Maintenance and Operations

MARTA – Metropolitan Atlanta Rapid Transit Authority

Mill – A tax rate of one *mill* represents a tax liability of one dollar per \$1,000 of assessed value.

Millage Rate – The ad valorem tax rate expressed in terms of the levy per thousand dollars of taxable assessed value.

Modified Accrual Basis – The basis of accounting under which expenditures other than accrued interest on general long-term debt are recorded at the time liabilities are incurred and revenues are recorded when received in cash except for material and/or other available revenues which should be accrued to reflect properly the taxes levied and revenue earned.

O.C.G.A. – Official Code of Georgia Annotated.

Moody's - a credit rating agency which performs international financial research and analysis on commercial and government entities.

Operating Budget - The portion of the budget pertaining to daily operations that provide basic governmental services. The operating budget contains appropriations for such expenditures as personnel, supplies, utilities, travel, fuel, and capital outlay.

Other Financing Sources – monies transferred-in from other funds.

Other Financing Uses – monies transferred-out to other funds.

Performance Measures - Specific quantitative and qualitative measures of work performed as an objective of the department or cost center.

Personal Per Capita Income – is the total income of all persons living in a community divided by the population of that community.

Property Tax - Revenue generated from the annual levy of taxes on property owners.

Revenue - The term designates an increase to fund assets that do not increase a liability, represent a repayment of an expenditure already made, represent a cancellation of certain liabilities or represent an increase in contributed capital.

Revenue Bond – a special type of bond distinguished by its guarantee of repayment solely from revenues generated by a specified revenue-generating entity associated with the purpose of the bonds.

RFP – Request for Proposal

Sales and Use Tax - A percentage tax imposed upon the sale or consumption of goods and/or services.

Special Revenue Fund – A fund used to account for the proceeds of specific revenue sources that are legally restricted to expenditures for specific purposes.

S.P.L.O.S.T. – Special Local Option Sales Tax

Standard & Poor's – as a credit-rating agency (CRA), the company issues credit ratings for the debt of public and private corporations.

YTD – Year to Date