

Annual Comprehensive Financial Report

For the Fiscal Year Ended September 30, 2023

Dahlonega, Georgia, USA



SITE OF THE FIRST MAJOR US GOLD RUSH



DAHLONEGA

GEORGIA, USA

CITY OF DAHLONEGA, GEORGIA

ANNUAL COMPREHENSIVE FINANCIAL REPORT

For the Fiscal Year Ended September 30, 2023

SUBMITTED BY:

FINANCE DEPARTMENT



DAHLONEGA

L G H P EST. 1833

FIRST MAJOR U.S. GOLD RUSH

INTRODUCTORY SECTION



TABLE OF CONTENTS

INTRODUCTORY SECTION

Table of Contents.....	1 - 4
Certificate of Achievement for Excellence in Financial Reporting.....	5
List of Elected and Appointed Officials and Organizational Chart.....	6
Letter of Transmittal	7 - 11

FINANCIAL SECTION

Independent Auditor’s Report.....	12 - 15
Management’s Discussion and Analysis.....	16 - 23

Basic Financial Statements:

Government-wide Financial Statements:

Statement of Net Position.....	24 - 25
Statement of Activities.....	26

Fund Financial Statements:

Balance Sheet – Governmental Funds.....	27 - 28
Reconciliation of the Balance Sheet of Governmental Funds to the Statement of Net Position.....	29
Statement of Revenues, Expenditures, and Changes in Fund Balances – Governmental Funds.....	30 - 31
Reconciliation of the Statement of Revenues, Expenditures, and Changes in Fund Balances of Governmental Funds to the Statement of Activities.....	32
Statement of Revenues, Expenditures and Changes in Fund Balance – Budget (GAAP) and Actual - General Fund.....	33
Statement of Revenues, Expenditures and Changes in Fund Balance – Budget (GAAP) and Actual – American Rescue Plan Act Special Revenue Fund.....	34
Statement of Net Position – Proprietary Funds.....	35 - 36
Statement of Revenues, Expenses, and Changes in Fund Net Position – Proprietary Funds.....	37
Statement of Cash Flows – Proprietary Funds	38 - 39

Notes to the Financial Statements	40 - 79
---	---------

Required Supplementary Information:

Pension Plan Schedules:

Schedule of Changes in the Net Pension Liability (Asset) and Related Ratios	80 - 81
Schedule of Contributions	82 - 83
Notes to the Required Supplementary Information.....	84 - 85

Supplementary Information:

Combining and Individual Fund Statements and Schedules:

Combining Balance Sheet – Nonmajor Governmental Funds	86
Combining Statement of Revenues, Expenditures, and Changes in Fund Balances – Nonmajor Governmental Funds.....	87
General Fund	
Comparative Balance Sheets.....	88
Comparative Statements of Revenues, Expenditures and Changes in Fund Balances	89
Schedule of Revenues – Budget (GAAP Basis) and Actual.....	90
Schedule of Expenditures – Budget (GAAP Basis) and Actual	91 - 93
Special Revenue Funds	
American Rescue Plan Act Special Revenue Fund	
Comparative Balance Sheets.....	94
American Rescue Plan Act Special Revenue Fund Schedule of Revenues, Expenditures and Changes in Fund Balances – Budget (GAAP Basis) and Actual.....	95
Hotel/Motel Tax Special Revenue Fund Comparative Balance Sheets.....	96
Hotel/Motel Tax Special Revenue Fund Schedule of Revenues, Expenditures and Changes in Fund Balances – Budget (GAAP Basis) and Actual.....	97
Capital Projects Funds	
Grants Comparative Balance Sheets	98
Grants Comparative Statements of Revenues, Expenditures and Changes in Fund Balance	99
Special Purpose Local Option Sales Tax Comparative Balance Sheets.....	100
Special Purpose Local Option Sales Tax Comparative Statements of Revenues, Expenditures and Changes in Fund Balances.....	101
General Government Comparative Balance Sheets.....	102
General Government Comparative Statements of Revenues, Expenditures and Changes in Fund Balance	103
2019 Transportation Special Purpose Local Option Sales Tax Comparative Balance Sheet.....	104
2019 Transportation Special Purpose Local Option Sales Tax Comparative Statement of Revenues, Expenditures and Changes in Fund Balance.....	105
Enterprise Funds	
Water and Sewage Enterprise Fund Comparative Statements of Net Position	106 - 107
Water and Sewage Enterprise Fund Comparative Statements of Revenues, Expenses and Changes in Net Position.....	108
Water and Sewage Enterprise Fund Comparative Statements of Cash Flows.....	109 - 110
Solid Waste Enterprise Fund Comparative Statements of Net Position.....	111
Solid Waste Enterprise Fund Comparative Statements of Revenues, Expenses and Changes in Net Position	112
Solid Waste Enterprise Fund Comparative Statements of Cash Flows	113

Enterprise Funds	
Storm Water Enterprise Fund Statement of Net Position	114
Storm Water Enterprise Fund Statement of Revenues, Expenses and Changes in Net Position	115
Storm Water Enterprise Fund Statement of Cash Flows.....	116
Component Unit	
Downtown Development Authority Comparative Balance Sheets.....	117
Downtown Development Authority Schedule of Revenues, Expenditures, and Changes in Fund Balances – Budget (GAAP Basis) and Actual	118

STATISTICAL SECTION

Financial Trends:

Net Position by Component – Last Ten Fiscal Years	120 - 121
Changes in Net Position – Last Ten Fiscal Years	122 - 125
Governmental Activities Tax Revenues by Source – Last Ten Fiscal Years	126 - 127
Fund Balances of Governmental Funds – Last Ten Fiscal Years	128 - 129
Changes in Fund Balances of Governmental Funds – Last Ten Fiscal Years	130 - 131
Governmental Funds Tax Revenues by Source – Last Ten Fiscal Years	132 - 133

Revenue Capacity:

Assessed Value and Estimated Actual Value of Taxable Property – Last Ten Fiscal Years.....	134 - 135
Property Tax Rates – Direct and Overlapping Governments – Last Ten Fiscal Years	136
Principal Taxpayers – September 30, 2023, and 2014	137
Property Tax Levies and Collections – Last Ten Fiscal Years.....	138
Local Option Sales Tax Distribution Commodity Report – Lumpkin County – Last Ten Calendar Years	139 - 140
Water & Sewage Utility – Ten Largest System Customers – September 30, 2023,	141

Debt Capacity:

Ratios of Outstanding Debt by Type – Last Ten Fiscal Years	142 - 143
Direct and Overlapping Governmental Activities Debt – September 30, 2023, ..	144
Pledged – Revenue Coverage – Water & Sewage Fund – Last Nine Fiscal Years	145 - 146
Legal Debt Margin Information – Last Ten Fiscal Years.....	147 - 148

Demographic and Economic Information:

Demographic and Economic Statistics – Last Ten Fiscal Years	149
Principal Employers – Lumpkin County – Current Year & Nine Years Ago.....	150

Operating Information:

Full-Time City Government Employees by Function – Last Ten Fiscal Years	151
Operating Indicators by Function – Last Ten Fiscal Years.....	152
Capital Asset Statistics by Function – Last Ten Fiscal Years.....	153 - 154

OTHER REPORTING SECTION

Independent Auditor’s Report on Internal Control over Financial Reporting and on Compliance and Other Matters Based on an Audit of Financial Statements Performed in Accordance with Government Auditing Standards.....	155 – 156
Independent Auditor’s Report on Compliance for Each Major Program and on Internal Control over Compliance Required by the Uniform Guidance ...	157 – 159
Schedule of Expenditures of Federal Awards.....	160
Notes to the Schedule of Expenditures of Federal Awards	161
Schedule of Expenditures of Findings and Questioned Costs.....	162 – 163
State Reporting	
Schedule of Projects Financed with Special Purpose Local Option Sales Tax.....	164
Schedule of Projects Financed with Transportation Special Purpose Local Option Sales Tax	165



Government Finance Officers Association

Certificate of
Achievement
for Excellence
in Financial
Reporting

Presented to

**City of Dahlonega
Georgia**

For its Annual Comprehensive
Financial Report
For the Fiscal Year Ended

September 30, 2022

Christopher P. Morill

Executive Director/CEO



ELECTED AND APPOINTED OFFICIALS

September 30, 2023

ELECTED OFFICIALS

MayorJoAnne Taylor
 Council Member – Post 1 Roman Gaddis
 Council Member – Post 2William Shirley
 Council Member – Post 3.....Ryan Reagin
 Council Member – Post 4 ... Johnny Ariemma
 Council Member – Post 5Lance Bagley
 Council Member – Post 6 Ron Larson
 Municipal JudgeHammond Law

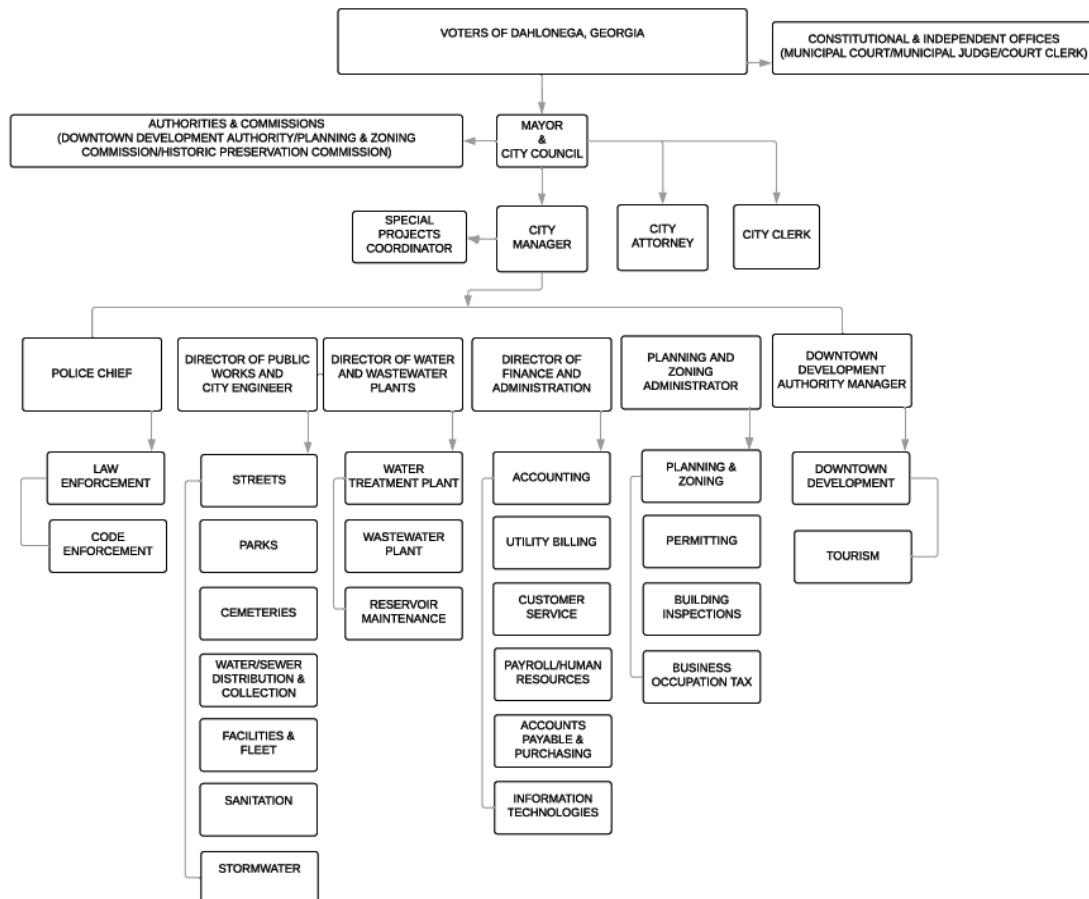
APPOINTED OFFICIALS AND MANAGEMENT

City Manager..... Allison Martin
 City Attorney Doug Parks
 City Clerk..... Mary Csukas
 Police ChiefGeorge Albert
 Public Works Director Mark Buchanan
 W&S Plant Superintendent John Jarrard
 Community Dev DirectorVacant
 DDA Director Ariel Alexander
 Finance Manager Kimberly Stafford



CITY OF DAHLONEGA ORGANIZATION CHART

September 30, 2023





June 27, 2024

TO THE HONORABLE MAYOR, MEMBERS OF THE COUNCIL, AND CITIZENS OF THE CITY OF DAHLONEGA:

We are pleased to present the Annual Comprehensive Financial Report of the City of Dahlonega for the fiscal year ended September 30, 2023, to the City Council, the Mayor, and the citizens of Dahlonega. Georgia Code requires that every general-purpose local government publish, within six months of the close of each fiscal year, a complete set of audited financial statements. This is the fifteenth Annual Comprehensive Financial Report published in an effort to fulfill that requirement.

Management assumes full responsibility for the completeness and reliability of the information contained in this report, based upon a comprehensive framework of internal controls that it has established for this purpose. Since the cost of internal controls should not exceed anticipated benefits, the objective is to provide reasonable rather than an absolute assurance that the financial statements are free of any material misstatements.

Georgia Code requires an annual audit by independent certified public accountants. The City selected Rushton & Company, Certified Public Accountants to perform the annual independent financial statement audit for the fiscal year 2023. The audit issued an unmodified opinion for the 2023 fiscal year which is included within this document.

Generally accepted accounting principles require that management provide a narrative introduction, overview, and analysis to accompany the basic financial statements in the form of Management's Discussion and Analysis (MD&A). This letter of transmittal is designed to complement the MD&A and should be read in conjunction with it. The City of Dahlonega's MD&A can be found immediately following the auditor's report in the financial section of this report.

PROFILE OF THE GOVERNMENT

The City of Dahlonega, the county seat of Lumpkin County, is located in the foothills of the Northeast Georgia Mountains, approximately seventy miles northeast of Atlanta. Dahlonega was incorporated on December 21, 1833, and was the site of the first major gold rush in the United States. A US Branch Mint minted Half Eagle, Quarter Eagle, the Gold Dollar, and the Three Dollar Gold Coin here between 1838 and 1861.

According to the US Bureau of the Census, the estimated population of Dahlonega has grown from 5,242 (April 2010) to an estimated 7,585 (July 2023). Population gains have been seen among families, University of North Georgia students, and retirees. Increased population has been met with

expanded housing, employment, and retail options. The growth of the University has been the primary driving factor.

The City of Dahlonega is a welcoming community for people of diverse backgrounds, interests, goals, and ideals. Our award-winning small town of meaningful rich history warmly receives several hundred thousand visitors a year and entertains hundreds of domestic and international guests daily. In 2016 the City was one of three national recipients of the Great American Main Street Award. This designation can only be attained once and recognizes the City as one of over one hundred cities nationally and five in the state of Georgia to be so designated.

We are privileged to be one of the smallest cities in the country to host a public university offering advanced degrees and a wide range of ideas. The five-campus University of North Georgia, founded in 1873 in the abandoned US Mint Building, is based here and serves a estimated 18,100 students system-wide for the fall of 2023. It is one of only six senior military colleges in the country. We are also the proud home to the US Army 5th Ranger Training Division and Mountain Phase of the US Army Ranger School. Our reputation and brand have been built over decades by the hard work of thousands of individuals.

The City of Dahlonega has been honored with being designated a Preserve America Community and is only one of the thirty-eight communities in the State of Georgia to earn this designation. The City was awarded this honor due to its ongoing commitment to preserving its unique heritage and history. The City was also designated as a National Main Street Community, as an Appalachian Trail Community, one of the seventeen Georgia Exceptional Main Street Communities, a Tree Community, and was named Georgia's Best Small Town 2023 by Southern Living.

The City operates under a council-manager form of government with six council members and an elected mayor. Each member serves a four-year term of office, and there are no limits on the number of terms they may serve. The Council appoints a City Manager to supervise and coordinate all activities of the City. The City has the authority to levy property tax on both real and personal property located within its boundaries.

The City provides many services including water, sewer, stormwater, solid waste collection, cemetery services, maintenance of highways and streets, recreational facilities, and tourism event sponsorship.

The Downtown Development Authority of Dahlonega (DDA), a legally separate entity, was created by the City to stimulate and sustain economic development in Downtown Dahlonega. The DDA works closely with downtown businesses and city leaders to ensure continued growth and investment in the downtown area while preserving its unique heritage.

The City of Dahlonega develops and adopts a balanced budget for each fiscal year. The City Manager and the Finance Department develop this document which is submitted to the Mayor and City Council for adoption. The City includes all governmental funds (General, ARPA, Hotel/Motel Tax, SPLOST, TSPLOST, Grant, and General Government Capital Projects), enterprise funds (Water, Sewage, Stormwater, & Solid Waste), and component unit (Dahlonega Downtown Development Authority) in its budgeting process. Each fund is budgeted at the line-item level but monitored at the legal level of control which is at the department level. The legal level of control is the level at which the budget must be balanced.

LOCAL ECONOMY

The economy within the City of Dahlonega is mainly based on tourism. For numerous reasons over the past several years, the tourism industry in Dahlonega has grown. With historic interests, outdoor recreational activities, eight local wineries and vineyards, and at least a dozen wine tasting rooms, Dahlonega attracts many diverse types of tourists. The City has dedicated 54.5% of the Hotel/Motel tax proceeds during 2023 to promote its number one industry and to supplement and support the efforts of Dahlonega’s Downtown Development Authority.

Another important sector in Dahlonega’s economy is the location of The University of North Georgia within the city limits of Dahlonega. The City supports over 7,300 resident and commuter students on the Dahlonega campus.

The unemployment rates improved in 2021 after the 2020 downturn due to the economic impact of the Coronavirus Pandemic. The 2023 rate is reflected as 2.4%.

	Unemployment (Lumpkin County)	Building Permits (City)
2023	2.4%	113
2022	2.4%	105
2021	1.9%	90
2020	3.8%	69
2019	2.4%	95
2018	2.8%	125
2017	3.7%	137
2016	4.5%	100
2015	4.8%	78
2014	7.3%	156
2013	8.3%	175
2012	8.3%	47

The number of building permits issued is presented to show development trends. The housing and banking crisis led to a slowing

of development within the City in 2011 and 2012 but quickly rebounded. While development slowed in 2020 due to the economic concerns during the Pandemic, a turnaround occurred in 2021 and has continued to increase in subsequent years; of the hundred and thirteen permits issued in fiscal year 2023, eighty-four were issued for single-family residences and twenty-nine for commercial buildings.

The City’s property tax digest is holding relatively steady. The existence of exemptions resulted in only modest changes in the assessed value of the taxable property. The assessed value of the taxable property as of January 2023 was \$249 million, a 19.9% increase from the previous year.

Impacted only temporarily by the Pandemic, major employers remain active in the community. The city anticipates continued positive momentum with the recent increased construction.

LONG-TERM FINANCIAL PLANNING

The unassigned fund balance in the General Fund is \$4,390,815. The City maintains these funds to provide cash flow throughout the year and as a buffer against unforeseen events.

RELEVANT FINANCIAL POLICIES

The Council has adopted a comprehensive set of financial policies which guide and direct the Finance Department throughout the year. These policies address fund balances, the use of one-time revenues, issuance of debt, purchasing and procurement, cash and investment management, accounting practices, and water and sewer billing. These policies were designed to provide assurance that the City can meet its fiduciary responsibility to its citizens. The Council reviews and updates these policies on an ongoing basis.

MAJOR INITIATIVES

Much attention is being placed on the City's infrastructure. In FY23, \$1,222,983 was spent on road improvements, and a total of \$1,555,686.27 was spent on water and sewer infrastructure improvements. The Capital Improvement Program includes plans for street repaving and other transportation improvement projects and many water and sewer line replacement projects. Due to the steep terrain that exists in much of our city, there is a need to address stormwater issues, and storm drain improvements are included in the capital program.

Revenue from the 2020 SPLOST will continue to be used to pay for water and sewer system improvements, roads and bridges, and stormwater infrastructure.

A Transportation SPLOST (TSPLOST) was first approved by voters and effective July 2019. A continuation referendum was approved in 2022. The first priority for use of these funds was and continues to be participation in a joint project with Lumpkin County for intersection improvements. Secondly, the funds have and are to be spent on roads and bridges, sidewalks, and bicycle paths. Fund Balance has increased by \$1,327,287 during fiscal year 2023, a 58.4% increase.

The City continues to place significant importance on tourism. Our downtown and beautiful surroundings draw increased visitors to Dahlonega each year. Downtown Dahlonega is one of the nation's foremost historic downtown centers. Today, tourists come to shop and dine in the celebrated town square, learn about the city's colorful history, try their hand at gold panning, and visit the area's local wineries. While impacted dramatically by the Pandemic, it was short-lived, and the City has recovered to pre-pandemic levels and continues to thrive.

Beginning in FY18, revenue from hotel/motel tax collections is being dedicated to tourism capital projects, including park development and recreation improvements. Most recently hotel/motel funds coupled with TSPLOST collections were used to leverage a State grant for the construction of Wimpy Mill Park and an all-abilities kayak launch. The new park officially opened in March 2021 at a total cost exceeding \$660,000.

The City's Five-Year Capital Improvements Program for General Government anticipates total capital spending of \$5.6 million. Over the five-year planning horizon, approximately \$950,000 is anticipated to be spent on transportation projects including road and bridge construction and improvements, sidewalk construction and improvements, and bicycle paths. A projected \$3.0 million is needed for City facilities, tourism projects are anticipated at \$1.4 million, and \$208,000 is planned for machinery and equipment.

The Water and Sewer Fund Capital Projects Budget anticipates roughly \$16 million in known needs over the five-year program. Much of this relates to the replacement of older water and sewer lines, maintenance of our multiple pump stations, and upgrades in pipe size to serve growth in the University area.

The newly created Stormwater Utility fund anticipates spending \$2.79 million over the next five years on storm drain repair projects.

AWARDS AND ACKNOWLEDGEMENTS


The City has submitted its last fourteen Annual Comprehensive Financial Reports to the Governmental Finance Officers Association's Certificate of Achievement for Excellence in Financial Reporting award program. The City was awarded the Certificate of Achievement for Excellence in Financial Reporting each of the fourteen

years. To be awarded a Certificate of Achievement the government must publish an easily readable and efficiently organized Financial Report that satisfies both accepted accounting principles and applicable legal requirements. The City has made a commitment to the citizens to develop and cultivate a professional organization and this is one of many steps in achieving that goal.

A Certificate of Achievement is valid for a period of only one year. We believe that our current Annual Comprehensive Financial Report meets the Certificate of Achievement Program's requirements, and we are submitting it to the GFOA to determine its eligibility for another certificate.

The Annual Comprehensive Financial Report would not be possible without the constant efforts of the entire Finance Department staff. Appreciation is also expressed to the Mayor and Council for their support and dedication to providing the resources needed to deliver quality services and for improving the quality of life for Dahlonaga's citizens.

Respectfully submitted,

A handwritten signature in cursive script that reads "Allison Martin".

Allison Martin
City Manager

FINANCIAL SECTION

Independent Auditor's Report

Honorable Mayor and
Members of the City Council
City of Dahlonega, Georgia

Report on the Audit of the Financial Statements

Opinions

We have audited the accompanying financial statements of the governmental activities, the business-type activities, the discretely presented component unit, each major fund, and the aggregate remaining fund information of the City of Dahlonega, Georgia, as of and for the year ended September 30, 2023, and the related notes to the financial statements, which collectively comprise the City of Dahlonega, Georgia's basic financial statements as listed in the table of contents.

In our opinion, the financial statements referred to above present fairly, in all material respects, the respective financial position of the governmental activities, the business-type activities, the discretely presented component unit, each major fund, and the aggregate remaining fund information of the City of Dahlonega, Georgia, as of September 30, 2023, and the respective changes in the financial position and, where applicable, cash flows thereof, and the budgetary comparison of the General Fund and American Rescue Plan Act Fund for the year then ended in conformity with accounting principles generally accepted in the United States of America.

Basis for Opinions

We conducted our audit in accordance with auditing standards generally accepted in the United States of America and the standards applicable to financial audits contained in *Government Auditing Standards*, issued by the Comptroller General of the United States. Our responsibilities under those standards are further described in the Auditor's Responsibilities for the Audit of the Financial Statements section of our report. We are required to be independent of the City of Dahlonega, Georgia and to meet our ethical responsibilities, in accordance with the relevant ethical requirements relating to our audit. We believe that the audit evidence we have obtained is sufficient and appropriate to provide a basis for our audit opinion.

Responsibilities of Management for the Financial Statements

Management is responsible for the preparation and fair presentation of the financial statements in accordance with accounting principles generally accepted in the United States of America; and for the design, implementation, and maintenance of internal control relevant to the preparation and fair presentation of financial statements that are free from material misstatement, whether due to fraud or error.

In preparing the financial statements, management is required to evaluate whether there are conditions or events, considered in the aggregate, that raise substantial doubt about the City of Dahlonega, Georgia's ability to continue as a going concern for twelve months beyond the financial statement date, including any currently known information that may raise substantial doubt shortly thereafter.

Auditor's Responsibilities for the Audit of the Financial Statements

Our objectives are to obtain reasonable assurance about whether the financial statements as a whole are free from material misstatement, whether due to fraud or error, and to issue an auditor's report that includes our opinions. Reasonable assurance is a high level of assurance but is not absolute assurance and therefore is not a guarantee that an audit conducted in accordance with generally accepted auditing standards and *Government Auditing Standards* will always detect a material misstatement when it exists. The risk of not detecting a material misstatement resulting from fraud is higher than one resulting from error, as fraud may involve collusion, forgery, intentional omissions, misrepresentations, or the override of internal control. Misstatements are considered material if there is a substantial likelihood that, individually or in the aggregate, they would influence the judgment made by a reasonable user based on the financial statements.

In performing an audit in accordance with generally accepted auditing standards and *Government Auditing Standards*, we:

- Exercise professional judgment and maintain professional skepticism throughout the audit.
- Identify and assess the risks of material misstatement of the financial statements, whether due to fraud or error, and design and perform audit procedures responsive to those risks. Such procedures include examining, on a test basis, evidence regarding the amounts and disclosures in the financial statements.
- Obtain an understanding of internal control relevant to the audit in order to design audit procedures that are appropriate in the circumstances, but not for the purpose of expressing an opinion on the effectiveness of the City of Dahlonega, Georgia's internal control. Accordingly, no such opinion is expressed.
- Evaluate the appropriateness of accounting policies used and the reasonableness of significant accounting estimates made by management, as well as evaluate the overall presentation of the financial statements.
- Conclude whether, in our judgment, there are conditions or events, considered in the aggregate, that raise substantial doubt about the City of Dahlonega, Georgia's ability to continue as a going concern for a reasonable period of time.

We are required to communicate with those charged with governance regarding, among other matters, the planned scope and timing of the audit, significant audit findings, and certain internal control-related matters that we identified during the audit.

Required Supplementary Information

Accounting principles generally accepted in the United States of America require that the management's discussion and analysis and the required supplementary information on pages 16 through 23 and 80 through 85, respectively, be presented to supplement the basic financial statements. Such information is the responsibility of management and, although not a part of the basic financial statements, is required by the Governmental Accounting Standards Board who considers it to be an essential part of financial reporting for placing the basic financial statements in an appropriate operational, economic, or historical context. We have applied certain limited procedures to the required supplementary information in accordance with auditing standards generally accepted in the United States of America, which consisted of inquiries of management about the methods of preparing the information and comparing the information for consistency with management's responses to our inquiries, the basic financial statements, and other knowledge we obtained during our audit of the basic financial statements. We do not express an opinion or provide any assurance on the information because the limited procedures do not provide us with sufficient evidence to express an opinion or provide any assurance.

Supplementary Information

Our audit was conducted for the purpose of forming opinions on the financial statements that collectively comprise the City of Dahlonega, Georgia's basic financial statements. The combining and individual fund financial statements and schedules, schedule of projects financed with special purpose local option sales tax, and the schedule of projects financed with transportation special purpose local option sales tax are presented for purposes of additional analysis and are not a required part of the basic financial statements. The schedule of expenditures of federal awards is presented for purposes of additional analysis as required by Title 2 U.S. *Code of Federal Regulations* Part 200, *Uniform Administrative Requirements, Cost Principles, and Audit Requirements for Federal Awards*, and is also not a required part of the basic financial statements. Such information is the responsibility of management and was derived from and relates directly to the underlying accounting and other records used to prepare the basic financial statements. The information has been subjected to the auditing procedures applied in the audit of the basic financial statements and certain additional procedures, including comparing and reconciling such information directly to the underlying accounting and other records used to prepare the basic financial statements or to the basic financial statements themselves, and other additional procedures in accordance with auditing standards generally accepted in the United States of America. In our opinion, the combining and individual fund financial statements and schedules, schedule of projects financed with special purpose local option sales tax, the schedule of projects financed with transportation special purpose local option sales tax, and the schedule of expenditures of federal awards are fairly stated in all material respects in relation to the basic financial statements as a whole.

The introductory and statistical sections have not been subjected to the auditing procedures applied in the audit of the basic financial statements and, accordingly, we do not express an opinion or provide any assurance on them.

We also have previously audited, in accordance with auditing standards generally accepted in the United States, the City of Dahlonega, Georgia's basic financial statements for the year ended September 30, 2022, which are not presented with the accompanying financial statements. In our report dated April 19, 2023, we expressed unmodified opinions on the respective financial statements of the governmental activities, the business-type activities, the discretely presented component unit, each major fund, and the aggregate remaining fund information. That audit was conducted for the purpose of forming opinions on the financial statements that collectively comprise the City of Dahlonega, Georgia's basic financial statements as a whole. The individual fund financial statements and schedules related to the 2022 financial statements are presented for purposes of additional analysis and are not a required part of the basic financial statements.

The combining and individual fund financial statements and schedules related to the 2022 financial statements are the responsibility of management and were derived from and related directly to the underlying accounting and other records used to prepare the 2022 basic financial statements. The information has been subjected to the auditing procedures applied in the audit of those basic financial statements and certain additional procedures, including comparing and reconciling such information directly to the underlying accounting and other records used to prepare the basic financial statements or to the basic financial statements themselves, and other additional procedures in accordance with auditing standards generally accepted in the United States of America. In our opinion, the 2022 combining and individual fund financial statements and schedules are fairly stated in all material respects in relation to the basic financial statements from which they have been derived.

Other Reporting Required by *Government Auditing Standards*

In accordance with *Government Auditing Standards*, we have also issued our report dated June 27, 2024, on our consideration of the City of Dahlonega, Georgia's internal control over financial reporting and our tests of its compliance with certain provisions of laws, regulations, contracts, grant agreements, and other matters. The purpose of that report is to describe the scope of our testing of internal control over financial reporting and compliance and results of that testing, and not to provide an opinion on the internal control over financial reporting or on compliance. That report is an integral part of an audit performed in accordance with *Government Auditing Standards* in considering the City of Dahlonega, Georgia's internal control over financial reporting and compliance.

Rushton, LLC

Gainesville, Georgia
June 27, 2024



DAHLONEGA

L G H P EST. 1833

FIRST MAJOR U.S. GOLD RUSH

FINANCIAL SECTION

MANAGEMENT'S DISCUSSION AND ANALYSIS



MANAGEMENT'S DISCUSSION AND ANALYSIS

September 30, 2023

As management of the City of Dahlonoga, we offer readers of the financial statements this narrative overview and analysis of the financial activities of the City for the fiscal year ended September 30, 2023. We encourage readers to consider the information presented here in conjunction with the basic financial statements, accompanying notes to those financial statements, and the additional information that we have furnished in our letter of transmittal, which can be found at the beginning of this report. All amounts, unless indicated, are expressed in whole dollars.

FINANCIAL HIGHLIGHTS

Government-Wide Financial Statements

- At the close of the fiscal year, the assets and deferred outflows of the City exceeded its liabilities and deferred inflows by \$43,794,749. Of this, \$15,408,268 (35.2%) represents an unrestricted net position that may be used to meet the City's ongoing obligations.
- At the close of the fiscal year, the net position of the City's governmental activities was \$22,684,021. This represents an increase of \$4,929,209 (27.8%) over the prior year's net position balance for governmental activities.
- At the close of the fiscal year, the net position of the City's business-type activities was \$21,110,728. This represents an increase of \$901,432 (4.5%) over the prior year's net position balance for business-type activities.

Fund Financial Statements

- As of the close of the current fiscal year, the City of Dahlonoga's governmental funds reported combined ending fund balances of \$11,658,782, an increase of \$3,398,838

(41.1%) from the prior year. At the close of the fiscal year, the General Fund's unassigned fund balance, which is available for spending at the City's discretion, is \$4,390,815 or 37.7% of the governmental funds' combined ending fund balance.

- The General Fund had revenues of \$5,791,593 for the current fiscal year. Of this amount \$1,286,977 (22.2%) was from property taxes and \$1,525,427 (26.3%) was from sales taxes.

Debt Obligations

- The City had long-term debt obligations from the governmental activities at the end of fiscal year 2023 of \$758,000 for the relocation of the historic Head House.
- Long-term debt obligations from the business-type activities decreased by \$1,112,248.00 (- 4.1%) from \$28,412,045 on September 30, 2022, to \$27,299,797 on September 30, 2023.

OVERVIEW OF THE FINANCIAL STATEMENTS

This Management's Discussion and Analysis document is intended to serve as an introduction to the City of Dahlonoga's basic financial statements. The basic financial statements include:

1. government-wide financial statements,
2. fund financial statements, and
3. notes to the financial statements.

Government-Wide Financial Statements

The government-wide financial statements of the City of Dahlonoga are designed to provide the readers with a broad overview of the City's finances. This information is presented in a manner similar to a private-sector business.

Statement of Net Position - presents information on all the City's assets and liabilities, with the difference between the two reported as net position. Over time, increases or decreases in net position may serve as a useful indicator of whether the financial position of the City is improving or deteriorating.

Statement of Activities - presents information showing how the government's net position changed during the most recent fiscal year. All changes in net position are reported as soon as the underlying event giving rise to the change occurs, regardless of the timing of related cash flows. Thus, revenues and expenses are reported in this statement for some items that will only result in cash flows in future fiscal periods (e.g., uncollected taxes and earned but unused vacation leave).

The government-wide financial statements distinguish functions of the City that are principally supported by taxes and intergovernmental revenues (governmental activities) from other functions that are intended to recover all or a significant portion of their costs through user fees and charges (business-type activities). The governmental activities of the City include the general government, judicial, police department, public works, culture and recreation, and housing and development. Business-type activities include a water and sewage utility, stormwater, and solid waste collection operation.

The government-wide financial statements contain not only the City (known as the primary government) but also a legally separate authority (Downtown Development Authority) for which the City is financially accountable. Financial information on this component unit is reported separately from the financial information presented for the primary government itself.

The government-wide financial statements can be found on pages 24 through 26 of this report.

Fund Financial Statements

A fund is a grouping of related accounts that is used to maintain control over resources that have been segregated for specific activities or objectives. The City, like other state and local governments, uses fund accounting to ensure and demonstrate compliance with finance-related legal requirements. Within the basic financial statements, fund financial statements focus on the City's most significant funds rather than the City as a whole. Major funds are separately reported while all others are combined into a single, aggregated presentation. All the funds of the City can be divided into two categories: governmental funds and proprietary funds. In addition to these statements, this report also presents a budgetary comparison schedule. This section is presented on an accepted accounting principle basis. This schedule is intended to demonstrate the government's compliance with legally adopted and amended budgets.

Governmental Funds

The majority of the City's basic services are reported in the governmental funds, which focus on how cash and other financial assets flow in and out of those funds and the balances left at year-end that are available for spending. Therefore, governmental funds provide information for a detailed short-term view that helps determine whether there are more or less financial resources that can be spent in the near future to fund the City's activities. Readers can compare the information presented for governmental funds with similar information presented for governmental activities in the government-wide financial statements. This comparison may help to communicate the long-term impact of the government's near-term financing decisions. Reconciliations between governmental activities (reported in the Statement of Net

Position and the Statement of Activities) and governmental funds are provided following the governmental fund financial statements.

The City has five major and two non-major governmental funds. The City's major governmental funds are the General Fund, American Rescue Plan Act Fund, SPLOST Fund, General Government Fund and the 2019 TSPLOST Fund. The City's non-major governmental funds are the Hotel/Motel Tax Fund and Grants Fund.

Proprietary Funds

The City maintains one of two types of proprietary funds. Enterprise funds report the same functions presented as business-type activities in the government-wide financial statements. The City's enterprise funds account for water and sewage systems operations, stormwater utility, and solid waste collection operation.

Proprietary funds provide information like the government-wide financial statements, only in more detail. The proprietary fund financial statements provide separate information for the Water and Sewage Fund, Stormwater Fund, and Solid Waste Fund.

The basic proprietary fund financial statements can be found on pages 35 through 39 of this report.

Notes to the Financial Statements

The notes provide additional information that is essential to a full understanding of the data provided in the government-wide and fund financial statements. The notes to the financial statements can be found on pages 40 through 79 of this report.

Other Information

The combining statements referred to earlier in connection with non-major governmental funds are presented immediately following the required supplemental information. Combining and individual fund statements and schedules can be found on pages 86 through 87 of this report.

GOVERNMENT-WIDE FINANCIAL ANALYSIS

The City's fiscal year 2023 (FY2023) began strongly with a growing national, state, and local economy. City government revenues and expenditures for operating and capital budgets were healthy. Our local tourism economy flourished even with the lingering impacts of the global pandemic adversely impacting some other areas of the country.

The City's net position for governmental activities increased by \$4,929,209, or 27.8%, during the year ending September 30, 2023. Net investment in capital assets increased \$1,369,784 and restricted net position increased \$1,836,821, and unrestricted net position increased \$1,722,604. Unrestricted net position is available to finance governmental operations. The City maintains a large amount of its net position in cash to enable the City to have funds for emergencies and avoid short-term borrowing.

Revenues from grants increased from prior year amounts due primarily to federal funding received from the American Rescue Plan Act in response to the Pandemic. A slight decline in property taxes is a result of a 0.82% decrease in the millage rate. A change in the State law related to taxation of internet sales more than offset the decline in revenue attributable to the Pandemic. Operating expenses increased 9.5%; however, transfers out for water and sewer infrastructure decreased as the previous SPLOST collections came to an end.

Approximately 11.7% of the City's governmental activities revenues came from property taxes and approximately 35.4% came from sales and other taxes. Combined the City is dependent on taxes for approximately 47.1% of its governmental activities revenues.

Business-type activities net position increased \$901,432 or 4.5%. The restricted net position is presented at \$102,024. Unrestricted net position decreased by \$61,667 or 0.7%. These funds are available to finance operations. The amount invested in capital assets (e.g. land, infrastructure, buildings, equipment, and others), less any related debt outstanding that was needed to acquire or construct the assets increased by

\$958,747, or 8.35%. The City uses these capital assets to provide services to its customers; consequently, this net position is not available for future spending. This net position represents a capital investment in the business-type activities of the City.

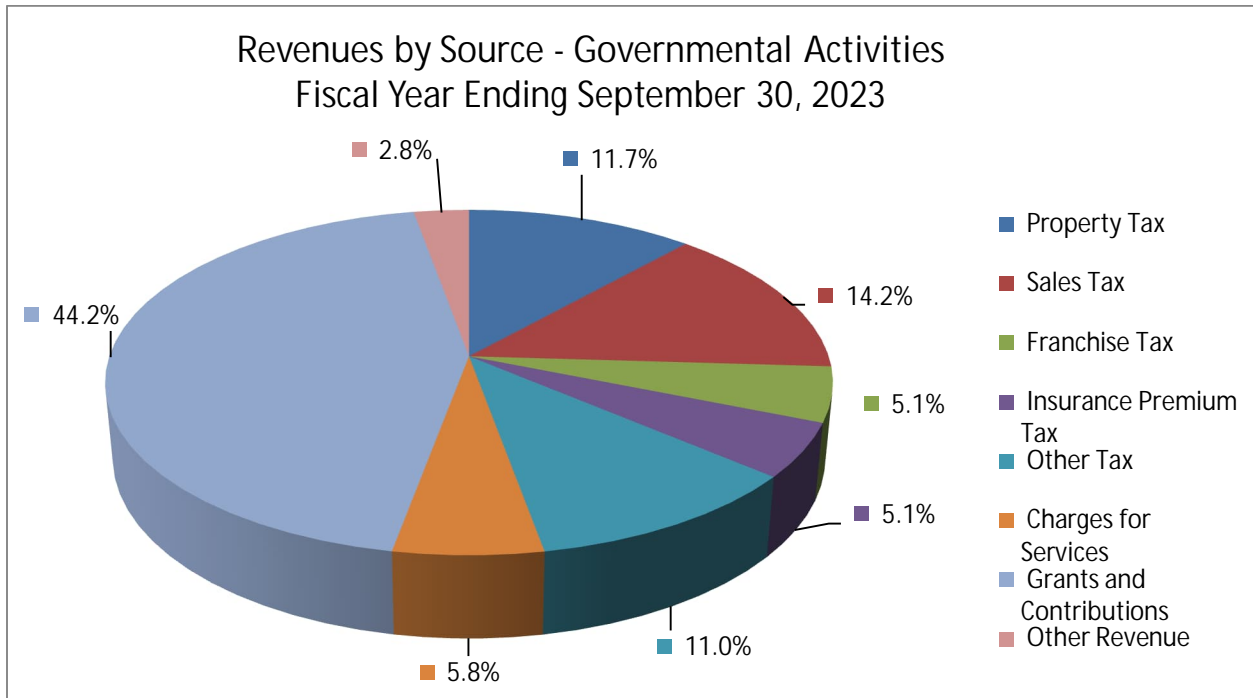
Following is a summary of the City's Statement of Net Position as found on pages 24 and 25 of this report.

	Governmental Activities		Business-Type Activities		Total	
	2023	2022	2023	2022	2023	2022
Current assets	\$ 13,800,026	\$ 11,451,295	\$ 10,931,409	\$ 9,818,651	\$ 24,731,435	\$ 21,269,946
Capital assets	12,177,261	10,595,674	37,259,607	37,428,599	49,436,868	48,024,273
Total assets	<u>25,977,287</u>	<u>22,046,969</u>	<u>48,191,016</u>	<u>47,247,250</u>	<u>74,168,303</u>	<u>69,294,219</u>
Deferred outflows of resources	<u>701,661</u>	<u>343,248</u>	<u>3,003,743</u>	<u>2,874,410</u>	<u>3,705,404</u>	<u>3,217,658</u>
Current liabilities	2,283,814	3,291,511	3,198,954	2,081,152	5,482,768	5,372,663
Noncurrent liabilities	1,657,822	781,560	26,814,141	27,375,516	28,471,963	28,157,076
Total liabilities	<u>3,941,636</u>	<u>4,073,071</u>	<u>30,013,095</u>	<u>29,456,668</u>	<u>33,954,731</u>	<u>33,529,739</u>
Deferred inflows of resources	<u>53,291</u>	<u>562,334</u>	<u>70,936</u>	<u>455,696</u>	<u>124,227</u>	<u>1,018,030</u>
Net investment in capital assets	10,966,662	9,596,878	12,434,804	11,476,057	23,401,466	21,072,935
Restricted	4,882,991	3,046,170	102,024	97,672	4,985,015	3,143,842
Unrestricted	<u>6,834,368</u>	<u>5,111,764</u>	<u>8,573,900</u>	<u>8,635,567</u>	<u>15,408,268</u>	<u>13,747,331</u>
Total net position	<u>\$ 22,684,021</u>	<u>\$ 17,754,812</u>	<u>\$ 21,110,728</u>	<u>\$ 20,209,296</u>	<u>\$ 43,794,749</u>	<u>\$ 37,964,108</u>

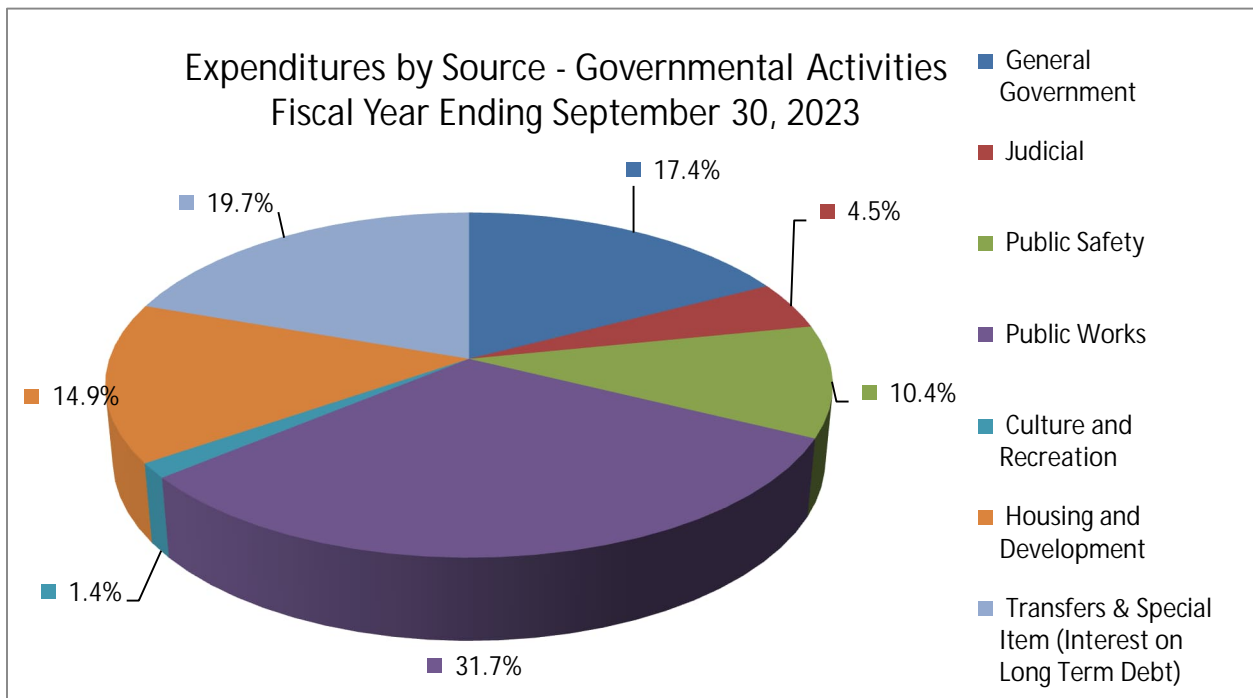
Following is a summary of the City's Statement of Activities as found on page 26 of this report.

	Governmental		Business-Type		Total	
	Activities		Activities			
Revenues	2023	2022	2023	2022	2023	2022
Program revenues:						
Charges for services	\$ 619,048	\$ 528,846	\$ 7,151,510	\$ 6,974,067	\$ 7,770,558	\$ 7,502,913
Operating grants and contributions	1,296,484	70,629	16,170	499,015	\$ 1,312,654	569,644
Capital grants and contributions	3,443,212	2,114,443	0	0	3,443,212	2,114,443
General revenues:						
Property taxes	1,253,399	1,227,129	0	0	1,253,399	1,227,129
Sales taxes	1,525,427	1,428,881	0	0	1,525,427	1,428,881
Other taxes	2,270,994	2,102,136	0	0	2,270,994	2,102,136
Interest and investment earnings	253,599	35,087	284,897	(67,138)	538,496	(32,051)
Gain on sale of assets	0	0	4,375	0	4,375	0
Miscellaneous revenue	50,274	42,145	0	0	50,274	42,145
Total revenues	10,712,437	7,549,296	7,456,952	7,405,944	18,169,389	14,955,240
Expenses						
General government	1,003,955	954,803	0	0	1,003,955	954,803
Judicial	258,397	268,676	0	0	258,397	268,676
Public Safety	603,744	448,915	0	0	603,744	448,915
Public Works	1,835,450	1,654,879	0	0	1,835,450	1,654,879
Culture and Recreation	81,139	55,267	0	0	81,139	55,267
Housing and Development	862,467	828,264	0	0	862,467	828,264
Interest on long-term debt	26,817	29,289	0	0	26,817	29,289
Water and Sewage	0	0	6,071,606	5,549,546	6,071,606	5,549,546
Solid Waste	0	0	957,990	865,269	957,990	865,269
Stormwater Utility	0	0	637,183	618,305	637,183	618,305
Total expenses	4,671,969	4,240,093	7,666,779	7,033,120	12,338,748	11,273,213
Increase (decrease) in net position before transfers and special item	6,040,468	3,309,203	(209,827)	372,824	5,830,641	3,682,027
Transfers	(1,111,259)	(1,650,237)	1,111,259	1,650,237	0	0
Increase (decrease) in net position	4,929,209	1,658,966	901,432	2,023,061	5,830,641	3,682,027
Net position - beginning	17,754,812	16,095,846	20,209,296	18,186,235	37,964,108	34,282,081
Net position - ending	\$ 22,684,021	\$ 17,754,812	\$ 21,110,728	\$ 20,209,296	\$ 43,794,749	\$ 37,964,108

The following chart illustrates revenues of the governmental activities for the fiscal year:



The following chart illustrates expenditures of the governmental activities for the fiscal year:



FINANCIAL ANALYSIS OF THE CITY'S FUNDS

Governmental Funds

The focus of the City's governmental funds is to provide information on near-term inflows and outflows and the balance of resources available for spending. Such information is useful in assessing the City's financing requirements. In particular, an unassigned fund balance may serve as a useful measure of a government's net resources available for spending at the end of the fiscal year.

As of the close of the year, the City's governmental funds reported a combined ending fund balance of \$11,658,782, with \$140,518 reported as non-spendable, \$4,882,991 reported as restricted, \$2,244,458 reported as assigned, and the remaining amount of \$4,390,815 reported as unassigned.

The continued growth of the Governmental Fund activities net position is attributable, in part, to the impact of revenue replacement contributions associated with the American Rescue Plan Act (ARPA). The City's continued popularity as a vacation destination as well as a desirable place to live has resulted in the increases of sales tax and other building-related revenues, particularly multi-unit housing. Additionally, an investment strategy, initiated in 2022 and further enhanced in 2023 has reflected a yield of increased interest earnings.

The General Fund is the operating fund of the City. The net change in the General Fund's fund balance for the year ended September 30, 2023, was an increase of \$2,374,133, from \$2,807,200 to \$5,181,333. The fund balance increase, from the American Rescue Plan Act, will be spent on an infrastructure project. At the end of the current fiscal year, the unassigned fund balance of the General Fund was \$4,390,815. As a measure of the General Fund's liquidity, it may be useful to compare the

unassigned fund balance to total fund expenditures for the fiscal year 2023. The unassigned fund balance represents 96.0% of total General Fund expenditures.

The SPLOST Fund is required by Georgia State law to account for the collection and expending of proceeds of a one percent Special Purpose Local Option Sales Tax. Of this one percent sales tax the City of Dahlonega receives 21.0%. The SPLOST fund generated revenues of \$1,423,929 and the fund balance on September 30, 2023, was \$1,214,513, as the City transferred SPLOST collections to fund stormwater infrastructure and water and sewer system improvements.

The 2019 TSPLOST Fund is required by Georgia State law to account for the collection and expending of proceeds of a one percent Transportation Special Purpose Local Option Sales Tax. Of this one percent sales tax the City of Dahlonega receives 21.0%. The TSPLOST fund generated revenues of \$1,895,182 and the fund balance on September 30, 2023, was \$3,600,553, as the City transferred TSPLOST collections to fund transportation improvement projects.

The American Rescue Plan Act (ARPA) Special Revenue Fund contains funding received to aid and support in the recovery from the COVID-19 public health emergency. The City of Dahlonega is using these funds, in part, to focus on infrastructural improvements and repairs. The September 30, 2023, fund balance had increased to \$67,925.

The General Government Capital Projects Fund, with a fund balance of \$1,587,778 at September 30, 2023, a decrease of \$820,352 or 34.1% from prior fiscal year end, this fund is used to better isolate, control, and manage capital purchases and projects with City's Government Funds.

Enterprise Funds

The Enterprise Funds are comprised of the Water and Sewage Fund, Stormwater Utility, and the Solid Waste Fund. The net change in the total Enterprise Funds' net position balance for the year ended September 30, 2023, was a decrease before transfers of \$209,827 and after transfers an increase of \$901,432. The total net position for the Enterprise Funds at the beginning of the fiscal year was \$20,209,296 and the net position at the end of the fiscal year was \$21,110,728. During 2023, the City experienced an increase in the customer base and has made efforts to audit various utility-related revenue streams to confirm proper billing for services.

BUDGETARY HIGHLIGHTS

The City revises the General Fund Budget at various times through the end of the fiscal year to reflect changes in estimated revenues and expenditures. Total amendments to the General Fund Budget decreased revenues and other financing sources by \$128,593 and decreased expenditures and other financing uses by \$397,002.

CAPITAL ASSET AND LONG-TERM DEBT ACTIVITY

Capital Assets

On September 30, 2023, the City reported capital assets net of accumulated depreciation of \$49,436,868. This is an increase of \$1,412,595 or 2.94% over fiscal year 2022.

Major capital asset additions for the current fiscal year for governmental activities included the following:

- Dahlonega Visitor Restroom Renovation \$192,699
- Head House Renovation \$417,589
- Street Paving, Marking, Sidewalks, Crosswalks & Guardrail \$1,231,083
- Public Works Storm Jetter \$86,529

- City Hall Parking Improvements \$55,680

- Boat ramp restroom \$168,200

Major capital asset additions during the current fiscal year for business-type activities included the following:

- E Main Street Infrastructure Repairs \$410,600
- Barlow Lift Station Rehabilitation \$827,295
- Kennimer Pump Station Rehabilitation \$45,366
- Water Supply & Treatment Equipment & Repair \$109,607

Additional information on the City's capital assets can be found in Note 8 in the Notes to the Financial Statements beginning on page 58-60 of this report.

Long-Term Debt

On September 30, 2023, the City reported long-term debt of \$28,187,477 net of unamortized bond discounts. This is a decrease of \$1,030,568 or 5.5% under the fiscal year 2022. Additional information about the City's long-term debt activity can be found in Notes 9-10 in the Notes to the Financial Statements beginning on pages 61-68.

In conclusion, the City of Dahlonega finished the year with an increase in total net position. Fiscal management has been sound while providing the services that the citizens expect and deserve.

This financial report is designed to provide a general overview of the City of Dahlonega's finances for all those with an interest in the government's finances. Questions concerning any of the information provided in this report or requests for additional financial information should be addressed to:

City of Dahlonega
Finance Department
465 Riley Road
Dahlonega, Georgia 30533



DAHLONEGA

L G H P EST. 1833

FIRST MAJOR U.S. GOLD RUSH

FINANCIAL SECTION

BASIC FINANCIAL STATEMENTS

CITY OF DAHLONEGA, GEORGIA
STATEMENT OF NET POSITION
September 30, 2023

	Primary Government			Component Unit
	Governmental Activities	Business-type Activities	Total	Downtown Development Authority
ASSETS				
Current assets				
Cash and cash equivalents	\$ 9,704,905	\$ 4,315,407	\$ 14,020,312	\$ 651,350
Investments	3,145,097	4,883,249	8,028,346	0
Restricted assets				
Cash and cash equivalents	0	390,761	390,761	0
Receivables (net)				
Accounts	2,858	794,630	797,488	0
Taxes	272,692	0	272,692	0
Fines	48,018	0	48,018	0
Intergovernmental	452,661	82,467	535,128	0
Interest	18,914	7,991	26,905	0
Internal balances	14,363	(14,363)	0	0
Inventory	0	265,223	265,223	0
Prepaid items	140,518	206,044	346,562	5,519
Total current assets	13,800,026	10,931,409	24,731,435	656,869
Noncurrent assets				
Capital assets				
Non-depreciable	5,294,318	5,106,385	10,400,703	0
Depreciable/amortizable (net)	6,882,943	32,153,222	39,036,165	22,618
Total noncurrent assets	12,177,261	37,259,607	49,436,868	22,618
Total assets	25,977,287	48,191,016	74,168,303	679,487
DEFERRED OUTFLOWS OF RESOURCES				
Deferred outflows of resources - pension	701,661	488,088	1,189,749	110,602
Deferred charges on refunding	0	2,515,655	2,515,655	0
Total deferred outflows of resources	701,661	3,003,743	3,705,404	110,602
LIABILITIES				
Current liabilities				
Payables				
Accounts	525,914	208,137	734,051	4,572
Retainages	96,404	40,661	137,065	0
Intergovernmental	12,204	2,579	14,783	0
Deposits	11,008	0	11,008	0
Interest	1,775	11,724	13,499	0
Accrued payroll liabilities	44,595	34,250	78,845	3,372
Compensated absences	77,621	72,222	149,843	0
Unearned revenue	1,432,140	1,440,381	2,872,521	0
Leases payable	33,153	24,617	57,770	6,147
Contracts payable	49,000	0	49,000	0
Notes payable	0	265,646	265,646	0
Liabilities payable from restricted assets				
Interest payable	0	67,498	67,498	0
Customer deposits payable	0	221,239	221,239	0
Revenue bonds payable	0	810,000	810,000	0
Total current liabilities	2,283,814	3,198,954	5,482,768	14,091

See accompanying notes to the financial statements.

CITY OF DAHLONEGA, GEORGIA
STATEMENT OF NET POSITION
September 30, 2023

	Primary Government			Component Unit
	Governmental Activities	Business-type Activities	Total	Downtown Development Authority
Noncurrent liabilities				
Compensated absences	\$ 20,633	\$ 19,199	\$ 39,832	\$ 0
Net pension liability	831,662	595,408	1,427,070	119,211
Leases payable	96,527	68,760	165,287	16,593
Contracts payable	709,000	0	709,000	0
Notes payable	0	5,034,982	5,034,982	0
Revenue bonds payable	0	21,095,792	21,095,792	0
	<u>1,657,822</u>	<u>26,814,141</u>	<u>28,471,963</u>	<u>135,804</u>
Total noncurrent liabilities				
	<u>1,657,822</u>	<u>26,814,141</u>	<u>28,471,963</u>	<u>135,804</u>
	<u>3,941,636</u>	<u>30,013,095</u>	<u>33,954,731</u>	<u>149,895</u>
DEFERRED INFLOWS OF RESOURCES				
Deferred inflows of resources - pension	53,291	70,936	124,227	7,639
	<u>53,291</u>	<u>70,936</u>	<u>124,227</u>	<u>7,639</u>
NET POSITION				
Net investment in capital assets	10,966,662	12,434,804	23,401,466	6,025
Restricted for:				
Debt service	0	102,024	102,024	0
Capital outlay	4,882,991	0	4,882,991	0
Unrestricted	6,834,368	8,573,900	15,408,268	626,530
	<u>6,834,368</u>	<u>8,573,900</u>	<u>15,408,268</u>	<u>626,530</u>
Total net position	<u>\$ 22,684,021</u>	<u>\$ 21,110,728</u>	<u>\$ 43,794,749</u>	<u>\$ 632,555</u>



DAHLONEGA

L G H P  EST. 1833

FIRST MAJOR U.S. GOLD RUSH

CITY OF DAHLONEGA, GEORGIA

STATEMENT OF ACTIVITIES

For the fiscal year ended September 30, 2023

FUNCTIONS/PROGRAMS	Expenses	Indirect Costs	Program Revenues			Net (Expense) Revenue
			Charges for Services	Operating Grants and Contributions	Capital Grants and Contributions	
Primary government						
Governmental activities						
General Government	\$ 1,686,428	\$ (682,473)	\$ 159,750	\$ 1,260,029	\$ 105,000	\$ 520,824
Judicial	258,397	0	192,081	0	0	(66,316)
Public Safety	603,744	0	0	0	0	(603,744)
Public Works	1,835,450	0	128,695	36,455	3,338,212	1,667,912
Culture and Recreation	81,139	0	0	0	0	(81,139)
Housing and Development	862,467	0	138,522	0	0	(723,945)
Interest on long-term debt	26,817	0	0	0	0	(26,817)
Total governmental activities	<u>5,354,442</u>	<u>(682,473)</u>	<u>619,048</u>	<u>1,296,484</u>	<u>3,443,212</u>	<u>686,775</u>
Business-type activities						
Water and Sewage	5,945,866	125,740	5,727,733	16,170	0	(327,703)
Solid Waste	895,120	62,870	1,075,187	0	0	117,197
Stormwater	143,320	493,863	348,590	0	0	(288,593)
Total business-type activities	<u>6,984,306</u>	<u>682,473</u>	<u>7,151,510</u>	<u>16,170</u>	<u>0</u>	<u>(499,099)</u>
Total primary government	<u>12,338,748</u>	<u>0</u>	<u>7,770,558</u>	<u>1,312,654</u>	<u>3,443,212</u>	<u>187,676</u>
Component Unit						
Downtown Development Authority						
Housing and Development	349,641	0	0	3,000	0	(346,641)
Primary Government						
	Governmental Activities	Business-Type Activities	Total	Component Unit		
Change in net position						
Net (expense) revenue	\$ 686,775	\$ (499,099)	\$ 187,676	\$ (346,641)		
General revenues						
Taxes						
Property		1,253,399	0	1,253,399	0	
Sales		1,525,427	0	1,525,427	0	
Franchise		549,974	0	549,974	0	
Insurance premium		545,247	0	545,247	0	
Intangibles		39,128	0	39,128	0	
Alcoholic beverage		243,204	0	243,204	0	
Occupational		160,935	0	160,935	0	
Hotel/Motel		720,668	0	720,668	0	
Other		11,838	0	11,838	0	
Payments from City of Dahlonega		0	0	0	238,331	
Interest and investment earnings (loss)		253,599	284,897	538,496	10,521	
Gain on sale of assets		0	4,375	4,375	0	
Miscellaneous		50,274	0	50,274	7,487	
Transfers		(1,111,259)	1,111,259	0	0	
Total general revenues and transfers		<u>4,242,434</u>	<u>1,400,531</u>	<u>5,642,965</u>	<u>256,339</u>	
Change in net position		4,929,209	901,432	5,830,641	(90,302)	
Net position - beginning		17,754,812	20,209,296	37,964,108	722,857	
Net position - ending		<u>\$ 22,684,021</u>	<u>\$ 21,110,728</u>	<u>\$ 43,794,749</u>	<u>\$ 632,555</u>	

See accompanying notes to the financial statements.

CITY OF DAHLONEGA, GEORGIA
BALANCE SHEET
GOVERNMENTAL FUNDS
September 30, 2023

	American			General Government
	General	Rescue Plan Act	SPLOST	
ASSETS				
Cash and cash equivalents	\$ 3,253,261	\$ 17,541	\$ 995,896	\$ 1,798,820
Investments	1,664,970	1,480,127	0	0
Receivables (net)				
Accounts	2,858	0	0	0
Taxes	203,993	0	0	0
Fines	48,018	0	0	0
Intergovernmental	12,131	0	218,957	0
Interest	16,517	2,397	0	0
Due from other funds	14,363	0	0	0
Prepaid items	140,518	0	0	0
Total assets	\$ 5,356,629	\$ 1,500,065	\$ 1,214,853	\$ 1,798,820
LIABILITIES, DEFERRED INFLOWS OF RESOURCES, AND FUND BALANCES				
Liabilities				
Payables				
Accounts	\$ 88,510	\$ 0	\$ 340	\$ 136,485
Intergovernmental	12,204	0	0	0
Retainages	0	0	0	74,557
Accrued salaries and payroll expenditures	44,595	0	0	0
Deposits payable	11,008	0	0	0
Unearned revenue	0	1,432,140	0	0
Total liabilities	156,317	1,432,140	340	211,042
Deferred inflows of resources				
Unavailable revenue - property taxes	18,979	0	0	0
Fund balances				
Nonspendable prepaid items	140,518	0	0	0
Restricted for:				
Capital outlay	0	67,925	1,214,513	0
Assigned to:				
Capital outlay	0	0	0	1,587,778
City Hall construction	650,000	0	0	0
Unassigned	4,390,815	0	0	0
Total fund balances	5,181,333	67,925	1,214,513	1,587,778
Total liabilities, deferred inflows of resources, and fund balances	\$ 5,356,629	\$ 1,500,065	\$ 1,214,853	\$ 1,798,820

See accompanying notes to the financial statements.

2019 TSPLOST	Nonmajor Governmental Funds	Totals
\$ 3,632,707	\$ 6,680	\$ 9,704,905
0	0	3,145,097
0	0	2,858
0	68,699	272,692
0	0	48,018
221,573	0	452,661
0	0	18,914
0	0	14,363
0	0	140,518
<u>\$ 3,854,280</u>	<u>\$ 75,379</u>	<u>\$ 13,800,026</u>
\$ 231,880	\$ 68,699	\$ 525,914
0	0	12,204
21,847	0	96,404
0	0	44,595
0	0	11,008
0	0	1,432,140
<u>253,727</u>	<u>68,699</u>	<u>2,122,265</u>
0	0	18,979
0	0	140,518
3,600,553	0	4,882,991
0	6,680	1,594,458
0	0	650,000
0	0	4,390,815
<u>3,600,553</u>	<u>6,680</u>	<u>11,658,782</u>
<u>\$ 3,854,280</u>	<u>\$ 75,379</u>	<u>\$ 13,800,026</u>

See accompanying notes to the financial statements.



DAHLONEGA

L G H P EST. 1833

FIRST MAJOR U.S. GOLD RUSH

CITY OF DAHLONEGA, GEORGIA
RECONCILIATION OF THE BALANCE SHEET OF
GOVERNMENTAL FUNDS TO THE
STATEMENT OF NET POSITION
September 30, 2023

Total fund balance - total governmental funds \$ 11,658,782

Amounts reported for governmental activities in the statement of net position are different because:

Capital assets, net of accumulated depreciation and amortization 12,177,261

Long-term assets (receivables) are not available to pay current period expenditures and, therefore, are deferred in the funds. These are:

 Unavailable property taxes 18,979

Deferred outflows of resources related to pensions are applicable to future periods and, therefore, are not reported in the funds. 701,661

Deferred inflows of resources related to pensions are applicable to future periods and, therefore, are not reported in the funds. (53,291)

Long-term liabilities are not due and payable in the current period and are not reported in the funds.

These are:

Compensated absences	\$	(98,254)	
Net pension liability		(831,662)	
Interest payable		(1,775)	
Leases payable		(129,680)	
Contracts payable		(758,000)	
		(1,819,371)	(1,819,371)

Net position of governmental activities \$ 22,684,021

CITY OF DAHLONEGA, GEORGIA
STATEMENT OF REVENUES,
EXPENDITURES, AND CHANGES IN FUND BALANCES
GOVERNMENTAL FUNDS
For the fiscal year ended September 30, 2023

	General	American Rescue Plan Act	SPLOST	General Government
REVENUES				
Taxes	\$ 4,323,602	\$ 0	\$ 0	\$ 0
Licenses and permits	284,934	0	0	0
Fines, fees and forfeitures	192,081	0	0	0
Charges for services	751,606	0	0	72,901
Intergovernmental	55,555	1,260,029	1,408,450	105,000
Investment income (loss)	134,893	76,161	0	0
Interest	0	0	15,479	39,660
Other	48,922	0	0	1,352
Total revenues	5,791,593	1,336,190	1,423,929	218,913
EXPENDITURES				
Current				
General Government	1,621,818	0	0	0
Judicial	255,099	0	0	0
Public Safety	640,865	0	0	0
Public Works	1,534,943	0	0	0
Culture and Recreation	52,257	0	0	0
Housing and Development	469,414	0	0	0
Capital outlay	0	0	232,320	1,260,090
Total expenditures	4,574,396	0	232,320	1,260,090
Excess (deficiency) of revenues over (under) expenditures	1,217,197	1,336,190	1,191,609	(1,041,177)
Other financing sources (uses)				
Transfers in	1,370,314	0	0	220,825
Transfers out	(361,259)	(1,260,029)	(750,000)	0
Proceeds from leases	147,881	0	0	0
Total other financing sources (uses)	1,156,936	(1,260,029)	(750,000)	220,825
Net change in fund balances	2,374,133	76,161	441,609	(820,352)
Fund balances, October 1	2,807,200	(8,236)	772,904	2,408,130
Fund balances, September 30	\$ 5,181,333	\$ 67,925	\$ 1,214,513	\$ 1,587,778

See accompanying notes to the financial statements.

2019 TSPLOST	Nonmajor Governmental Funds	Totals
\$ 0	\$ 720,668	\$ 5,044,270
0	0	284,934
0	0	192,081
0	0	824,507
1,840,414	0	4,669,448
0	0	211,054
54,768	2,885	112,792
0	0	50,274
<u>1,895,182</u>	<u>723,553</u>	<u>11,389,360</u>
0	0	1,621,818
0	0	255,099
0	0	640,865
0	0	1,534,943
0	0	52,257
0	392,443	861,857
567,895	0	2,060,305
<u>567,895</u>	<u>392,443</u>	<u>7,027,144</u>
<u>1,327,287</u>	<u>331,110</u>	<u>4,362,216</u>
0	0	1,591,139
0	(331,110)	(2,702,398)
0	0	147,881
<u>0</u>	<u>(331,110)</u>	<u>(963,378)</u>
1,327,287	0	3,398,838
<u>2,273,266</u>	<u>6,680</u>	<u>8,259,944</u>
<u>\$ 3,600,553</u>	<u>\$ 6,680</u>	<u>\$ 11,658,782</u>

CITY OF DAHLONEGA, GEORGIA
RECONCILIATION OF THE STATEMENT OF
REVENUES, EXPENDITURES, AND CHANGES IN
FUND BALANCES OF GOVERNMENTAL FUNDS
TO THE STATEMENT OF ACTIVITIES
For the fiscal year ended September 30, 2023

Net change in fund balances - total governmental funds \$ 3,398,838

Amounts reported for governmental activities in the statement of activities are different because:

Governmental funds report capital outlays as expenditures. However, in the statement of activities, the cost of those assets is allocated over their estimated useful lives and reported as depreciation expense.

Capital outlays	\$ 2,134,386	
Depreciation and amortization	<u>(465,552)</u>	1,668,834

Distributions of capital assets decrease net position in the statement of activities, but do not appear in the governmental funds because they are not financial resources.

Cost of assets	\$ (25,179)	
Related accumulated depreciation	<u>25,179</u>	0

Contributions of capital assets increase net position in the statement of activities, but do not appear in the governmental funds because they are not financial resources.

Cost of assets	\$ 17,337	
Related accumulated depreciation	<u>(17,337)</u>	0

Revenues in the statement of activities that do not provide current financial resources are not reported as revenues in the funds. These include recognition of unavailable revenue. 5,548

The proceeds of debt issuance provide current financial resources to governmental funds, but issuing debt increases long-term liabilities in the statement of net position. Repayment of debt principal is an expenditure in the governmental funds, but the repayment reduces long-term liabilities in the statement of net position. In addition, interest on long-term debt is not recognized in the governmental funds until due, but is recognized in the statement of activities as it accrues.

Debt proceeds	\$ (147,881)	
Debt principal payments	66,201	
Net change in interest payable	<u>112</u>	(81,568)

Governmental funds report pension contributions as expenditures. However, in the statement of activities, the cost of pension benefits earned net of employee contributions is reported as pension expense.

Pension contributions	\$ (53,348)	
Cost of benefits earned net of employee contributions	<u>1,895</u>	(51,453)

Some expenses reported in the statement of activities do not require the use of current financial resources and are not reported as expenditures in governmental funds. These include the net change in compensated absences. (10,990)

Change in net position of governmental activities		<u><u>\$ 4,929,209</u></u>
---	--	----------------------------

CITY OF DAHLONEGA, GEORGIA
GENERAL FUND
STATEMENT OF REVENUES, EXPENDITURES
AND CHANGES IN FUND BALANCE
BUDGET (GAAP) AND ACTUAL
For the fiscal year ended September 30, 2023

	Budget		Actual	Variance with
	Original	Final		Final Budget
REVENUES				
Taxes	\$ 3,700,289	\$ 3,714,546	\$ 4,323,602	\$ 609,056
Licenses and permits	211,400	211,400	284,934	73,534
Fines, fees and forfeitures	241,600	241,600	192,081	(49,519)
Charges for services	733,483	733,483	751,606	18,123
Intergovernmental	21,646	21,646	55,555	33,909
Interest	26,793	26,793	134,893	108,100
Other	49,000	49,000	48,922	(78)
Total revenues	4,984,211	4,998,468	5,791,593	793,125
EXPENDITURES				
Current				
General Government				
Legislative	252,533	297,533	301,446	(3,913)
Executive	263,848	280,235	281,181	(946)
Elections	22,335	7,335	242	7,093
General Administration	1,059,920	1,059,920	1,038,949	20,971
Judicial				
Municipal Court	299,805	299,805	255,099	44,706
Public Safety				
Law Enforcement	128,300	83,300	79,171	4,129
City Marshal's Office	432,771	553,761	561,694	(7,933)
Public Works				
Public Works Administration	198,130	198,130	170,967	27,163
Street Construction	1,237,816	1,243,116	1,181,058	62,058
Shop Department	114,099	114,099	114,934	(835)
Cemetery	64,173	68,253	67,984	269
Culture and Recreation				
Parks	44,700	52,200	52,257	(57)
Housing and Development				
Community Development	447,372	322,372	319,414	2,958
Downtown Development Authority	150,000	150,000	150,000	0
Total expenditures	4,715,802	4,730,059	4,574,396	155,663
Excess (deficiency) of revenues over (under) expenditures	268,409	268,409	1,217,197	948,788
Other financing sources (uses)				
Transfers in	102,850	102,850	1,370,314	1,267,464
Transfers out	(361,259)	(361,259)	(361,259)	0
Contingency	(50,000)	(50,000)	0	50,000
Proceeds from disposal of capital assets	40,000	40,000	0	(40,000)
Proceeds from leases	0	0	147,881	147,881
Total other financing sources (uses)	(268,409)	(268,409)	1,156,936	1,425,345
Excess (deficiency) of revenues and other financing sources over (under) expenditures and other financing uses	0	0	2,374,133	2,374,133
Fund balances, October 1	0	0	2,807,200	2,807,200
Fund balances, September 30	\$ 0	\$ 0	\$ 5,181,333	\$ 5,181,333

See accompanying notes to the financial statements.

CITY OF DAHLONEGA, GEORGIA
AMERICAN RESCUE PLAN ACT SPECIAL REVENUE FUND
STATEMENT OF REVENUES, EXPENDITURES
AND CHANGES IN FUND BALANCE
BUDGET (GAAP) AND ACTUAL
For the fiscal year ended September 30, 2023

	Budget		Actual	Variance with
	Original	Final		Final Budget
REVENUES				
Intergovernmental	\$ 1,361,922	\$ 1,361,922	\$ 1,260,029	\$ (101,893)
Investment income (loss)	600	600	76,161	75,561
Total revenues	<u>1,362,522</u>	<u>1,362,522</u>	<u>1,336,190</u>	<u>(26,332)</u>
EXPENDITURES				
Total expenditures	<u>0</u>	<u>0</u>	<u>0</u>	<u>0</u>
Excess (deficiency) of revenues over (under) expenditures	1,362,522	1,362,522	1,336,190	(26,332)
Other financing sources (uses) Transfers out	<u>(1,362,522)</u>	<u>(1,362,522)</u>	<u>(1,260,029)</u>	<u>102,493</u>
Excess (deficiency) of revenues and other financing sources over (under) expenditures and other financing uses	0	0	76,161	76,161
Fund balances, October 1	<u>0</u>	<u>0</u>	<u>(8,236)</u>	<u>(8,236)</u>
Fund balances, September 30	<u><u>\$ 0</u></u>	<u><u>\$ 0</u></u>	<u><u>\$ 67,925</u></u>	<u><u>\$ 67,925</u></u>

See accompanying notes to the financial statements.

CITY OF DAHLONEGA, GEORGIA
STATEMENT OF NET POSITION
PROPRIETARY FUNDS
September 30, 2023

	Water and Sewage	Solid Waste	Stormwater	Totals
ASSETS				
Current assets				
Cash and cash equivalents	\$ 2,769,503	\$ 944,532	\$ 601,372	\$ 4,315,407
Investments	4,883,249	0	0	4,883,249
Interest receivable	7,991	0	0	7,991
Accounts receivable (net)	640,486	121,898	32,246	794,630
Intergovernmental receivable	82,467	0	0	82,467
Inventory	265,223	0	0	265,223
Due from other funds	553	0	0	553
Prepaid items	193,611	10,283	2,150	206,044
Restricted assets				
Cash and cash equivalents	390,761	0	0	390,761
Total current assets	<u>9,233,844</u>	<u>1,076,713</u>	<u>635,768</u>	<u>10,946,325</u>
Noncurrent assets				
Capital assets				
Non-depreciable	4,855,438	0	250,947	5,106,385
Depreciable/amortizable (net)	30,532,733	463,460	1,157,029	32,153,222
Total noncurrent assets	<u>35,388,171</u>	<u>463,460</u>	<u>1,407,976</u>	<u>37,259,607</u>
Total assets	<u>44,622,015</u>	<u>1,540,173</u>	<u>2,043,744</u>	<u>48,205,932</u>
DEFERRED OUTFLOWS OF RESOURCES				
Deferred outflows of resources - pension	355,463	132,625	0	488,088
Deferred charges on refunding	2,515,655	0	0	2,515,655
Total deferred outflows of resources	<u>2,871,118</u>	<u>132,625</u>	<u>0</u>	<u>3,003,743</u>
LIABILITIES				
Current liabilities				
Payables				
Accounts	183,478	23,921	738	208,137
Retainages	40,661	0	0	40,661
Intergovernmental	2,246	333	0	2,579
Interest	11,721	3	0	11,724
Unearned revenues	1,440,381	0	0	1,440,381
Accrued salaries and payroll expenses	24,626	7,952	1,672	34,250
Due to other funds	0	14,916	0	14,916
Compensated absences	60,400	8,583	3,239	72,222
Leases payable	6,720	17,897	0	24,617
Notes payable	262,824	2,822	0	265,646
Liabilities payable from restricted assets:				
Interest payable	67,498	0	0	67,498
Customer deposits payable	221,239	0	0	221,239
Revenue bonds payable	810,000	0	0	810,000
Total current liabilities	<u>3,131,794</u>	<u>76,427</u>	<u>5,649</u>	<u>3,213,870</u>
Noncurrent liabilities				
Compensated absences	16,056	2,282	861	19,199
Net pension liability	433,621	161,787	0	595,408
Leases payable	17,009	51,751	0	68,760
Notes payable	5,034,982	0	0	5,034,982
Revenue bonds payable	21,095,792	0	0	21,095,792
Total noncurrent liabilities	<u>26,597,460</u>	<u>215,820</u>	<u>861</u>	<u>26,814,141</u>
Total liabilities	<u>29,729,254</u>	<u>292,247</u>	<u>6,510</u>	<u>30,028,011</u>

See accompanying notes to the financial statements.

CITY OF DAHLONEGA, GEORGIA
STATEMENT OF NET POSITION
PROPRIETARY FUNDS
September 30, 2023

	<u>Water and Sewage</u>	<u>Solid Waste</u>	<u>Stormwater</u>	<u>Totals</u>
DEFERRED INFLOWS OF RESOURCES				
Deferred inflows of resources - pension	\$ 57,450	\$ 13,486	\$ 0	\$ 70,936
NET POSITION				
Net investment in capital assets	10,635,838	390,990	1,407,976	12,434,804
Restricted for debt service	102,024	0	0	102,024
Unrestricted	6,968,567	976,075	629,258	8,573,900
Total net position	<u>\$ 17,706,429</u>	<u>\$ 1,367,065</u>	<u>\$ 2,037,234</u>	<u>\$ 21,110,728</u>

CITY OF DAHLONEGA, GEORGIA
STATEMENT OF REVENUES, EXPENSES,
AND CHANGES IN FUND NET POSITION
PROPRIETARY FUNDS

For the fiscal year ended September 30, 2023

	Water and Sewage	Solid Waste	Stormwater	Totals
OPERATING REVENUES				
Charges for sales and services	\$ 5,727,733	\$ 1,075,187	\$ 348,590	\$ 7,151,510
OPERATING EXPENSES				
Costs of sales and services	1,743,730	407,068	497,956	2,648,754
Personal services	1,296,688	475,057	64,560	1,836,305
Depreciation	1,929,753	75,017	74,667	2,079,437
Total operating expenses	4,970,171	957,142	637,183	6,564,496
Operating income (loss)	757,562	118,045	(288,593)	587,014
Non-operating revenues (expenses)				
Interest revenue	258,995	16,600	10,329	285,924
Investment revenue (loss)	(1,027)	0	0	(1,027)
Interest expense	(1,101,435)	(848)	0	(1,102,283)
Intergovernmental	16,170	0	0	16,170
Gain (loss) on sale of capital assets	4,375	0	0	4,375
Total non-operating revenues (expenses)	(822,922)	15,752	10,329	(796,841)
Income (loss) before transfers	(65,360)	133,797	(278,264)	(209,827)
Transfers in (out)				
Transfers in	500,000	0	611,259	1,111,259
Change in net position	434,640	133,797	332,995	901,432
Net position -beginning	17,271,789	1,233,268	1,704,239	20,209,296
Net position - ending	\$ 17,706,429	\$ 1,367,065	\$ 2,037,234	\$ 21,110,728

CITY OF DAHLONEGA, GEORGIA
STATEMENT OF CASH FLOWS
PROPRIETARY FUNDS
For the fiscal year ended September 30, 2023

	Water and Sewage	Solid Waste	Stormwater	Totals
Cash flows from operating activities:				
Receipts from customers	\$ 6,713,775	\$ 1,079,349	\$ 358,479	\$ 8,151,603
Payments to suppliers	(1,669,617)	(396,974)	(621,975)	(2,688,566)
Payments to employees	(1,282,906)	(474,299)	(65,104)	(1,822,309)
Other receipts	0	570	0	570
Net cash provided (used) by operating activities	3,761,252	208,646	(328,600)	3,641,298
Cash flows from non-capital financing activities:				
Receipts from other governments	16,170	14,916	0	31,086
Payments to other funds	(553)	0	0	(553)
Receipts from other funds	0	0	361,259	361,259
Net cash provided (used) by non-capital financing activities	15,617	14,916	361,259	391,792
Cash flows from capital and related financing activities:				
Receipts from other funds	500,000	0	250,000	750,000
Proceeds from disposal of capital assets	29,166	0	0	29,166
Payments for acquisitions of capital assets	(1,637,229)	(10,655)	(208,126)	(1,856,010)
Principal payments on revenue bonds	(770,000)	0	0	(770,000)
Principal payments on promissory notes	(374,327)	(33,099)	0	(407,426)
Principal payments on leases payable	(3,884)	(4,510)	0	(8,394)
Interest paid	(1,001,200)	(887)	0	(1,002,087)
Net cash provided (used) by capital and related financing activities	(3,257,474)	(49,151)	41,874	(3,264,751)
Cash flows from investing activities:				
Interest received	260,487	16,600	10,329	287,416
Proceeds from sale of investments	1,027	0	0	1,027
Purchase of investments	(1,027)	0	0	(1,027)
Net cash provided (used) by investing activities	260,487	16,600	10,329	287,416
Net increase (decrease) in cash and cash equivalents	779,882	191,011	84,862	1,055,755
Cash and cash equivalents, October 1	2,380,382	753,521	516,510	3,650,413
Cash and cash equivalents, September 30	\$ 3,160,264	\$ 944,532	\$ 601,372	\$ 4,706,168

See accompanying notes to the financial statements.

CITY OF DAHLONEGA, GEORGIA
STATEMENT OF CASH FLOWS
PROPRIETARY FUNDS
For the fiscal year ended September 30, 2023

	Water and Sewage	Solid Waste	Stormwater	Totals
Reconciliation of operating income (loss) to net cash cash provided (used) by operating activities:				
Operating income (loss)	\$ 757,562	\$ 118,045	\$ (288,593)	\$ 587,014
Adjustments to reconcile operating income (loss) to net cash provided (used) by operating activities:				
Depreciation expense	1,929,753	75,017	74,667	2,079,437
(Increase) decrease in accounts receivables	48,747	4,732	9,889	63,368
(Increase) decrease in intergovernmental receivables	(82,467)	0	0	(82,467)
(Increase) decrease in inventory	(52,514)	0	0	(52,514)
(Increase) decrease in prepaid items	(2,253)	(611)	592	(2,272)
(Increase) decrease in deferred outflows related to pension	(193,651)	(68,085)	0	(261,736)
(Increase) decrease in net pension asset	45,184	18,022	0	63,206
Increase (decrease) in accounts payable	129,364	10,705	(112,076)	27,993
Increase (decrease) in retainages payable	1,025,501	0	(12,535)	1,012,966
Increase (decrease) in intergovernmental payable	(484)	0	0	(484)
Increase (decrease) in payroll liabilities	6,285	(3,863)	(544)	1,878
Increase (decrease) in net pension liability	433,621	161,787	0	595,408
Increase (decrease) in deferred inflows related to pension	(277,657)	(107,103)	0	(384,760)
Increase (decrease) in deposits payable	(5,739)	0	0	(5,739)
Total adjustments	3,003,690	90,601	(40,007)	3,054,284
Net cash provided (used) by operating activities	\$ 3,761,252	\$ 208,646	\$ (328,600)	\$ 3,641,298
Cash and cash equivalents reconciliation:				
Cash and cash equivalents	\$ 2,769,503	\$ 944,532	\$ 601,372	\$ 4,315,407
Restricted assets				
Cash and cash equivalents	390,761	0	0	390,761
Total cash and cash equivalents	\$ 3,160,264	\$ 944,532	\$ 601,372	\$ 4,706,168

Noncash capital and related financing activities

Acquisitions of capital assets through retainage payable totaled \$40,661.

Acquisitions of right-to-use intangible assets through leases payable totaled \$101,771.



DAHLONEGA

L G H P EST. 1833

FIRST MAJOR U.S. GOLD RUSH

NOTES TO THE FINANCIAL STATEMENTS

CITY OF DAHLONEGA - NOTES TO THE FINANCIAL STATEMENTS

SEPTEMBER 30, 2023

1. DESCRIPTION OF GOVERNMENT UNIT

The City of Dahlonega incorporated under the laws of the State of Georgia in 1833. The City operates under a council/mayor form of government and provides the following services: public safety, street and sanitation, culture and recreation, public improvements and general and administrative services. In addition, the City operates public utilities (water and sewage, solid waste, and stormwater) for the incorporated and immediate surrounding areas.

The City is governed by an elected seven-member council.

2. SUMMARY OF SIGNIFICANT ACCOUNTING POLICIES

A. Description of Government-wide Financial Statements

The government-wide financial statements (i.e., the statement of net position and the statement of activities) report information on all activities of the primary government and its component units. Governmental activities, which normally are supported by taxes, intergovernmental revenues, and other nonexchange transactions, are reported separately from business-type activities, which rely to a significant extent on fees and charges to external customers for support. Likewise, the primary government is reported separately from certain legally separate component units for which the primary government is financially accountable.

B. Reporting Entity

As required by generally accepted accounting principles, the financial statements of the reporting entity include those of the City of Dahlonega, Georgia (the primary government) and material component units. The component unit discussed below is included in the City's reporting entity because of the significance of its operational and financial relationship with the City. In conformity with generally accepted accounting principles, as set forth in Governmental Accounting Standards Board Statement No. 14, *The Financial Reporting Entity*, the financial statements of the following component unit have been included as a discretely presented component unit.

CITY OF DAHLONEGA – NOTES TO THE FINANCIAL STATEMENTS
SEPTEMBER 30, 2023

2. SUMMARY OF SIGNIFICANT ACCOUNTING POLICIES (CONTINUED)

B. Reporting Entity, continued

City of Dahlonega Downtown Development Authority

The City of Dahlonega Downtown Development Authority was established as a legally separate entity, which operates pursuant to the Official Code of Georgia Annotated. The Authority consists of seven members appointed by the City Council, an executive director and three ex-officio members. The Downtown Development Authority provides for the vitalization of the downtown area of the City of Dahlonega. In many respects, the Authority functions similar to a City department through regular participation in department director meetings, budget approval, accounting, payroll, etc.

The City of Dahlonega Downtown Development Authority is reported in a separate column to emphasize that it is legally separate from the City. Individual financial statements are presented as part of the City's Annual Financial Report in the sections labeled "Component Unit". The City of Dahlonega Downtown Development Authority has a September 30th year-end. Individual financial statements may be obtained by contacting the City of Dahlonega Downtown Development Authority, 465 Riley Road, Dahlonega, GA 30533.

C. Basis of Presentation – Government-wide Financial Statements

While separate government-wide and fund financial statements are presented, they are interrelated. The governmental activities column incorporates data from governmental funds, while business-type activities incorporate data from the government's enterprise funds. Separate financial statements are provided for governmental funds and proprietary funds.

As discussed earlier, the government has one discretely presented component unit. While the Downtown Development Authority is not considered to be a major component unit, it is nevertheless shown in a separate column in the government-wide financial statements.

As a general rule, the effect of interfund activity has been eliminated from the government-wide financial statements. However, interfund services provided and used are not eliminated in the process of consolidation.

CITY OF DAHLONEGA – NOTES TO THE FINANCIAL STATEMENTS
SEPTEMBER 30, 2023

2. SUMMARY OF SIGNIFICANT ACCOUNTING POLICIES (CONTINUED)

D. Basis of Presentation – Fund Financial Statements

The fund financial statements provide information about the government's funds. Separate statements for each fund category – governmental and proprietary – are presented. The emphasis of fund financial statements is on major governmental and enterprise funds, each displayed in a separate column. All remaining governmental and enterprise funds are aggregated and reported as nonmajor funds. Major individual governmental and enterprise funds are reported as separate columns in the fund financial statements.

The City reports the following major governmental funds:

General Fund - The general operating fund of the City is used to account for all financial resources except those required to be accounted for in another fund.

American Rescue Plan Act Fund - This fund is used to account for all revenues and expenditures related to the American Rescue Plan Act Grant

SPLOST Fund - This fund is used to account for long-term projects financed by the passage of a special purpose local option sales tax.

General Government Fund - This fund is used to account for long-term projects financed by contributions to the City.

2019 TSPLOST Fund - This fund is used to account for long-term transportation projects financed by the passage of a special purpose local option sales tax.

The City reports the following major proprietary funds:

Water and Sewage Fund - This fund is used to account for activities connected with the development, operation and maintenance of water and sewage services in the City of Dahlonega.

Solid Waste Fund - This fund is used to account for activities connected with the collection and disposal of residential, commercial, industrial and institutional solid waste in the City of Dahlonega.

Stormwater Fund - This fund is used to account for activities connected with the development, operation and maintenance of stormwater services and infrastructure in the City of Dahlonega.

CITY OF DAHLONEGA - NOTES TO THE FINANCIAL STATEMENTS
SEPTEMBER 30, 2023

2. SUMMARY OF SIGNIFICANT ACCOUNTING POLICIES (CONTINUED)

D. Basis of Presentation - Fund Financial Statements, continued

Governmental Fund Types

Additionally, the City reports the following fund types:

Special Revenue Funds - This fund type is used to account for the proceeds of specific revenue sources that are legally or donor restricted to expenditure for specified purposes.

Capital Projects Funds - This fund type is used to account for financial resources to be used for the acquisition or construction of specifically planned projects (other than those financed by proprietary funds).

GASB Statement No. 34 eliminates the presentation of the General Fixed Asset Account Group and the General Long-Term Debt Account Group, but provides for these records to be maintained and incorporates the information into the Governmental Activities column in the government-wide Statement of Net Position.

Under the terms of grant agreements, the City funds certain programs by a combination of specific cost-reimbursement grants, categorical block grants, and general revenues. Thus, when program expenses are incurred, there is both restricted and unrestricted net position available to finance the program. It is the City's policy to first apply cost-reimbursement grant resources to such programs, followed by categorical block grants, and then by general revenues.

CITY OF DAHLONEGA – NOTES TO THE FINANCIAL STATEMENTS
SEPTEMBER 30, 2023

2. SUMMARY OF SIGNIFICANT ACCOUNTING POLICIES (CONTINUED)

D. Basis of Presentation – Fund Financial Statements, continued

As a general rule, the effect of interfund activity has been eliminated from the government-wide financial statements.

Proprietary funds distinguish operating revenues and expenses from non-operating items. Operating revenues and expenses generally result from providing services and producing and delivering goods in connection with a proprietary fund's principal ongoing operations. Operating expenses for enterprise funds include the cost of sales and services, administrative expenses, and depreciation on capital assets. All revenues and expenses not meeting this definition are reported as non-operating revenues and expenses.

Component Unit

The City of Dahlonega Downtown Development Authority is accounted for using a current financial resources measurement focus and uses the modified accrual basis of accounting. Under this method, revenues are recognized when susceptible to accrual (i.e. when they both become measurable and available).

E. Measurement Focus and Basis of Accounting

The accounting and financial reporting treatment is determined by the applicable measurement focus and basis of accounting. Measurement focus indicates the type of resources being measured such as current financial resources or economic resources. The basis of accounting indicates the timing of transactions or events for recognition in the financial statements.

The government-wide financial statements are reported using the economic resources measurement focus and the accrual basis of accounting. Revenues are recorded when earned and expenses are recorded when a liability is incurred, regardless of the timing of related cash flows. Property taxes are recognized as revenues in the year for which they are levied. Grants and similar items are recognized as revenue as soon as all eligibility requirements imposed by the provider have been met.

CITY OF DAHLONEGA – NOTES TO THE FINANCIAL STATEMENTS
SEPTEMBER 30, 2023

2. SUMMARY OF SIGNIFICANT ACCOUNTING POLICIES (CONTINUED)

E. Measurement Focus and Basis of Accounting, continued

The governmental fund financial statements are reported using the current financial resources measurement focus and the modified accrual basis of accounting. Revenues are recognized as soon as they are both measurable and available. Revenues are considered to be available when they are collectible within the current period or soon enough thereafter to pay liabilities of the current period. For this purpose, the government considers revenues to be available if they are collected within 60 days of the end of the current fiscal period.

Expenditures generally are recorded when a liability is incurred, as under accrual accounting. However, debt service expenditures, as well as expenditures related to compensated absences, and claims and judgments, are recorded only when payment is due. General capital asset acquisitions are reported as expenditures in governmental funds. Issuance of long-term debt and acquisitions under notes payable are reported as other financing sources.

Property taxes, sales taxes, franchise taxes, licenses, and interest associated with the current fiscal period are all considered to be susceptible to accrual and so have been recognized as revenues of the current fiscal period. Entitlements are recorded as revenues when all eligibility requirements are met, including any time requirements, and the amount is received during the period or within the availability period for this revenue source (within 60 days of year-end). Expenditure-driven grants are recognized as revenue when the qualifying expenditures have been incurred and all other eligibility requirements have been met, and the amount is received during the period or within the availability period for this revenue source (within 60 days of year-end). All other revenue items are considered to be measurable and available only when cash is received by the government.

The proprietary funds are reported using the economic resources measurement focus and the accrual basis of accounting.

CITY OF DAHLONEGA – NOTES TO THE FINANCIAL STATEMENTS
SEPTEMBER 30, 2023

2. SUMMARY OF SIGNIFICANT ACCOUNTING POLICIES (CONTINUED)

F. Revenues and Expenditures/Expenses

Program revenues include: 1) charges to customers or applicants who purchase, use, or directly benefit from goods, services, or privileges provided by a given function or segment, and 2) grants and contributions that are restricted to meeting the operational or capital requirements of a particular function or segment. All taxes, including those dedicated for specific purposes, and other internally dedicated resources are reported as general revenues rather than as program revenues.

Proprietary funds distinguish operating revenues and expenses from non-operating items. Operating revenues and expenses generally result from providing services and producing and delivering goods in connection with a proprietary fund's principal ongoing operations. The principal operating revenues of the Water and Sewage and Solid Waste Funds are charges to customers for sales and services. Operating expenses for enterprise funds and internal services funds include the cost of sales and services, administrative expenses, and depreciation on capital assets. All revenues and expenses not meeting this definition are reported as non-operating revenues and expenses.

G. Budgets and Budgetary Accounting

Formal budgetary accounting is employed as a management control for the General Fund, Special Revenue Funds, and Enterprise Funds. Annual operating budgets are adopted each fiscal year through approval by the Council. Each year about the middle of July, the City Manager submits a proposed budget to the City Council for their review. Prior to adoption, a public hearing is held to receive comment from the citizenry on the proposed budget. This hearing is publicized in the local newspaper one week before the hearing, and the budget document is made available for public inspection during this week. After the public hearing, the budget is then revised by the City Council and the first reading of the proposed budget is made.

At the next City Council meeting, the second reading of the proposed budget is made and the City Council votes to adopt the proposed budget. The annual operating budget is adopted no later than August 31 for the following fiscal year.

CITY OF DAHLONEGA - NOTES TO THE FINANCIAL STATEMENTS
SEPTEMBER 30, 2023

2. SUMMARY OF SIGNIFICANT ACCOUNTING POLICIES (CONTINUED)

G. Budgets and Budgetary Accounting, continued

The annual budget for the General Fund and Special Revenue Funds are prepared in accordance with the basis of accounting utilized by that fund. The budget for the Enterprise Funds is adopted under a basis consistent with GAAP, except that depreciation, certain capital expenses, non-operating income and expense items are not considered. All unencumbered budget appropriations, except project budgets, lapse at the end of each year.

The legal level of budgetary control is the departmental level. Any increases in total appropriations of a department require approval and amendment of the budget by the City Council. Except as indicated on the major fund budgetary comparison statement, budget amounts included in this report are as amended as of the end of the current fiscal year.

H. Cash and Investments

Cash and cash equivalents, as reported in the statement of cash flows, includes amounts in demand deposits, amounts with fiscal agents and investments with an original maturity at three months or less. Investments are reported at fair value with accrued interest shown under a separate caption on the balance sheet. Reinvested interest on certain debt service and capital project investments, and longer term investments operated to achieve maximum yield are included in the investment accounts.

I. Intergovernmental Receivables

Receivables for state, federal, and local governments are recorded as revenue for the period of the allocation or as earned based on expenditures made for which reimbursement is due.

J. Inventories

Inventories for the General Fund are valued at cost on the first-in, first-out method and recorded as expenditures when consumed. Inventories of all other funds are valued at cost on a modified first-in, first-out method.

CITY OF DAHLONEGA - NOTES TO THE FINANCIAL STATEMENTS
SEPTEMBER 30, 2023

2. SUMMARY OF SIGNIFICANT ACCOUNTING POLICIES (CONTINUED)

K. Prepaid Items

Payments made to vendors for services that will benefit periods beyond the current fiscal year are recorded as prepaid items. Prepaid items in the governmental funds are recorded as expenditures when consumed.

L. Capital Assets

Capital assets, which include property, plant, equipment, and infrastructure assets (i.e., roads, bridges, sidewalks, and similar items), are reported in the applicable governmental or business-type activities columns in the government-wide financial statements.

GASB Statement No. 34 required the City to report and depreciate new infrastructure assets effective with the beginning of the fiscal year ended September 30, 2004. Infrastructure assets include roads, bridges, underground pipe (other than related to utilities), traffic signals, etc. These infrastructure assets are likely to be the largest asset class of the City. Prior to October 1, 2007, neither their historical costs nor related depreciation had historically been reported in the financial statements. For entities the size of the City of Dahlonega, retroactive reporting of infrastructure assets was not required.

All capital assets are valued at historical cost or estimated historical cost if actual historical cost is not available. Donated capital assets are valued at their acquisition value on the date donated.

The City has recorded intangible right-to-use assets as a result of implementing GASB Statement No. 87, *Leases*. The assets are initially measured at an amount equal to the initial measurement of the related lease liability plus any payments made prior to the lease term, less lease incentives, and plus ancillary charges necessary to place the lease into service. The intangible right-to-use assets are amortized on a straight-line basis over the shorter of the estimated useful life of the underlying asset or life of the related lease.

CITY OF DAHLONEGA – NOTES TO THE FINANCIAL STATEMENTS
SEPTEMBER 30, 2023

2. SUMMARY OF SIGNIFICANT ACCOUNTING POLICIES (CONTINUED)

L. Capital Assets, continued

Depreciation is computed using the straight-line method over the estimated useful lives of the respective assets ranging as follows:

	Useful Life	Capitalization
	in Years	Threshold
Buildings	25-50	\$ 5,000
Distribution systems	40	\$ 5,000
Infrastructure	30	\$ 5,000
Building improvements	20	\$ 5,000
Machinery and equipment	3-10	\$ 5,000
Vehicles	2-15	\$ 5,000
Furniture and fixtures	3-15	\$ 5,000
Land improvements	15	\$ 5,000
Intangibles	20	\$ 5,000
Intangible right-to-use assets		
Vehicles	5-15	\$ 5,000

All land will be valued and capitalized. The costs of normal maintenance and repairs that do not add value or materially extend the life of the asset are charged to operations as incurred. Costs of major additions and improvements are capitalized.

M. Deferred Outflows/Inflows of Resources

In addition to assets, the statement of financial position will sometimes report a separate section for deferred outflows of resources. This separate financial statement element, deferred outflows of resources, represents a consumption of net assets that applies to a future period(s) and so will not be recognized as an outflow of resources (expense/ expenditure) until then. The City reports deferred outflows of resources related to their defined benefit pension plans and charges on bond refundings.

CITY OF DAHLONEGA – NOTES TO THE FINANCIAL STATEMENTS
SEPTEMBER 30, 2023

2. SUMMARY OF SIGNIFICANT ACCOUNTING POLICIES (CONTINUED)

M. Deferred Outflows/Inflows of Resources, continued

In addition to liabilities, the statement of financial position will sometimes report a separate section for deferred inflows of resources. This separate financial statement element, deferred inflows of resources, represents an acquisition of net assets that applies to a future period(s) and so will not be recognized as an inflow of resources (revenue) until that time. The government has one type of item, which arises only under a modified accrual basis of accounting that qualifies for reporting in this category. Accordingly, the item, unavailable revenue, is reported only in the governmental funds balance sheet. The governmental funds report unavailable revenues from property taxes. These amounts are deferred and recognized as an inflow of resources in the period that the amounts become available. The City also reports deferred inflows of resources related to their defined benefit pension plans.

N. Net Position Flow Assumption

Sometimes the government will fund outlays for a particular purpose from both restricted (e.g., restricted bond or grant proceeds) and unrestricted resources. In order to calculate the amounts to report as restricted – net position and unrestricted – net position in the government-wide and proprietary fund financial statements, a flow assumption must be made about the order in which the resources are considered to be applied. It is the government’s policy to consider restricted – net position to have been depleted before unrestricted – net position is applied.

O. Fund Balance Flow Assumption

Sometimes the government will fund outlays for a particular purpose from both restricted and unrestricted resources (the total of committed, assigned, and unassigned fund balance). In order to calculate the amounts to report as restricted, committed, assigned, and unassigned fund balance in the governmental fund financial statements a flow assumption must be made about the order in which the resources are considered to be applied. It is the government’s policy to consider restricted fund balance to have been depleted before using any of the components of unrestricted fund balance. Further, when the components of unrestricted fund balance can be used for the same purpose, committed fund balance is depleted first, followed by assigned fund balance. Unassigned fund balance is applied last.

CITY OF DAHLONEGA – NOTES TO THE FINANCIAL STATEMENTS

SEPTEMBER 30, 2023

2. SUMMARY OF SIGNIFICANT ACCOUNTING POLICIES (CONTINUED)

P. Restricted Assets and Restricted Net Position

Restricted assets of the Enterprise Funds represent certain resources set aside for the repayment of revenue bonds because their use is limited by applicable bond covenants.

Restricted net position is equal to the excess of the restricted assets funded from operations over the liabilities to be paid with restricted assets which are due in one year or less. Restricted assets exclude bond proceeds for calculation of reserve.

Q. Fund Balances of Governmental Funds

The City implemented GASB No. 54, *Fund Balance Reporting and Governmental Fund Type Definitions*, in fiscal year 2011. In the fund financial statements, governmental funds report the following classifications of fund balance:

Nonspendable – includes amounts that are not in spendable form (e.g. supplies, inventories, and prepaid items), amounts that cannot currently be spent (e.g. the long-term portion of loans receivable and non-financial assets held for resale), and amounts that are legally or contractually required to be maintained intact (principal of an endowment or revolving loan fund).

Restricted – includes amounts that are constrained by an external party, such as creditors, grantors, contributors, or laws or regulations of other governments. Also included are amounts on which constraints have been placed by law through constitutional provisions or by enabling legislation and are legally enforceable by external parties. Restrictions may be changed or lifted only with the consent of the resource provider.

Committed – includes amounts on which constraints have been placed by the City Council, the City's highest-level decision-making authority, through the adoption of a resolution which includes the terms "committed for the purpose of". Commitments may only be changed or rescinded through the adoption of a subsequent resolution that shall refer to the original resolution by number. Resolutions committing amounts must be adopted prior to the end of the fiscal year. However, the amount to be committed may be determined within 90 days of fiscal year-end.

CITY OF DAHLONEGA – NOTES TO THE FINANCIAL STATEMENTS
SEPTEMBER 30, 2023

2. SUMMARY OF SIGNIFICANT ACCOUNTING POLICIES (CONTINUED)

Q. Fund Balances of Governmental Funds, continued

Assigned – includes amounts on which constraints have been placed by the City to use for a special purpose. The City Council may assign amounts through the adoption of a motion made during a public meeting of the Council. The City Council also authorizes the City Manager to assign amounts through a written memorandum. Assignments must be adopted prior to the end of the fiscal year; the amount must also be determined prior to fiscal year-end.

Transfers to special revenue, capital projects, debt service, or permanent funds shall constitute assignments and shall be documented through the adoption of the City’s operating budgets or subsequent budget amendments. Amounts appropriated to eliminate a projected deficit in the subsequent fiscal year’s budget shall constitute assignments and shall be documented through the adopted of the City’s operating budgets. Equity amounts reported in special revenue, capital projects, debt service, or permanent funds not otherwise classified as nonspendable, restricted, or committed shall constitute assignments.

Unassigned – includes amounts reported in the General Fund not otherwise classified as nonspendable, restricted, committed, or assigned. Unassigned amounts are the portion of fund balance that is available for any purpose. Governmental funds other than the General Fund shall not report positive unassigned fund balance. Governmental funds shall not report assignments of fund balance which result in negative unassigned fund balance.

CITY OF DAHLONEGA – NOTES TO THE FINANCIAL STATEMENTS
SEPTEMBER 30, 2023

2. SUMMARY OF SIGNIFICANT ACCOUNTING POLICIES (CONTINUED)

Q. Fund Balances of Governmental Funds, continued

The City has established a fund balance target for the General Fund. The fund balance target shall not be less than six months of regular general fund operating revenues or operating expenditures. In calculating the ratio of unassigned fund balance to proposed revenues or expenditures, the latest audited Annual Comprehensive Financial Report shall be compared with the budget in effect when the Annual Comprehensive Financial Report is released. The City has established a priority list for designation or appropriation if it is determined there is a surplus (an amount in excess of the upper limit of the fund balance range). If it is determined there is a shortfall (an amount below the lower limit of the fund balance range), the fund balance is to be rebuilt through the following mechanisms in order of priority:

- Distribution of surplus from other related funds as delineated under “Surplus” category.
- An appropriation during the next annual budget process of at least 20% of the difference between the current unassigned fund balance and the fund balance target. If this is not financially feasible, a written plan shall be forwarded by the City Manager to the Council for approval in order to restore the unassigned fund balance to the fund balance target amount within a reasonable time frame. This plan may require reduction of services, increases in taxes, fees, or rates, or some combination thereof.

For the purpose of fund balance classification, the City considers restricted amounts spent first when an expenditure is incurred for which both restricted and unrestricted fund balance is available. Furthermore, the City first considers committed, then assigned, and then unassigned amounts are spent when an expenditure is incurred for purposes of which those unrestricted fund balance classifications are available.

CITY OF DAHLONEGA – NOTES TO THE FINANCIAL STATEMENTS
SEPTEMBER 30, 2023

2. SUMMARY OF SIGNIFICANT ACCOUNTING POLICIES (CONTINUED)

R. Compensation for Future Absences

It is the City's policy to permit employees to accumulate earned but unused paid time off and compensation benefits. These will be paid to the employees upon separation from City service. Accumulated unpaid paid time off amounts are accrued when incurred by the City in the government-wide and proprietary fund financial statements. The liability of the proprietary funds is recorded as an expense and a liability of those funds as the benefits accrue to the employees. In governmental fund types, a liability is recorded only if the benefit has matured.

S. Long-Term Obligations

In the government-wide financial statements, and proprietary fund types in the fund financial statements, long-term debt and other long-term obligations are reported as liabilities in the applicable governmental activities, business-type activities, or proprietary fund type statement of net position. Bond premiums and discounts are deferred and amortized over the life of the bonds using the straight-line method. Bonds payable are reported net of the applicable bond premium or discount.

In the fund financial statements, governmental fund types, bond premiums and discounts, as well as issuance costs, are recognized during the current period. The face amount of debt issued is reported as an other financing source. Premiums received on debt issuances are reported as other financial sources while discounts on debt issuances are reported as other financing uses. Issuance costs, even if withheld from the actual net proceeds received, are reported as debt service expenditures.

T. Capital Contributions

Federal, state and local government assistance in the form of grants that are permanent in nature and restricted for the construction or acquisition of specific property and equipment is recorded as an asset and as non-operating revenue.

CITY OF DAHLONEGA - NOTES TO THE FINANCIAL STATEMENTS
SEPTEMBER 30, 2023

2. SUMMARY OF SIGNIFICANT ACCOUNTING POLICIES (CONTINUED)

U. Comparative Data and Reclassifications

Comparative total data of the prior period has been presented in the accompanying individual fund financial statements in order to provide an understanding of changes in the City's financial position and operations. Certain prior year amounts have been reclassified to conform with the current year presentation.

3. DEPOSIT AND INVESTMENT RISK

Custodial Credit Risk - Deposits

Custodial credit risk is the risk that in the event of a financial institution failure, the City's deposits may not be returned. The City has no formal policy, but follows the State of Georgia requirement that all deposits be federally insured or fully collateralized.

Investment Policies

The City's financial policies authorize investment in any securities approved by the State of Georgia for local governments. Authorized investments include certificates of deposit, repurchase agreements, direct and agency obligations of the United States, obligations of the State of Georgia, pooled investment programs of the State of Georgia, and no-load mutual funds of direct obligations of the United States. The City has no investment policy that would further limit its investment choices. The City places no limits on the amount the City may invest in any one issuer of equity or debt securities. Investments are reported at fair value.

Credit Risk

At the end of the current fiscal year, the City has no credit risks.

Interest Rate Risk

The City does not have a formal investment policy that limits investment maturities as a means of managing its exposure to fair value losses arising from increasing interest rates.

Concentration of Credit Risk

The City has no formal policy on the amount the City may invest in any one issuer.

CITY OF DAHLONEGA - NOTES TO THE FINANCIAL STATEMENTS
SEPTEMBER 30, 2023

3. DEPOSIT AND INVESTMENT RISK (CONTINUED)

Foreign currency risk

The City has no investments denominated in a foreign currency.

4. ACCOUNTS RECEIVABLE

Net accounts receivable at September 30, 2023 consist of the following:

Major Funds	
General Fund	\$ 2,858
Enterprise Funds	
Water and Sewage	736,018
Less: Allowances for Uncollectibles	(95,532)
Solid Waste	144,451
Less: Allowances for Uncollectibles	(22,553)
Stormwater	33,330
Less: Allowances for Uncollectibles	<u>(1,084)</u>
 Total Primary Government	 <u><u>\$ 797,488</u></u>

5. INTERGOVERNMENTAL RECEIVABLES

Intergovernmental receivables at September 30, 2023 consist of the following:

Primary Government	
Major Funds	
General Fund	\$ 12,131
SPLOST	218,957
2019 TSPLOST	221,573
Water and Sewage	<u>82,467</u>
 Total Primary Government	 <u><u>\$ 535,128</u></u>

CITY OF DAHLONEGA – NOTES TO THE FINANCIAL STATEMENTS
SEPTEMBER 30, 2023

6. PROPERTY TAXES

Property tax rates are set by the City Council each year and are limited by statutory or constitutional provision. Property values are assessed as of January 1st each year. Property taxes for digest year 2023, based upon the assessments of January 1, 2023, were levied on August 22, 2023, billed on October 1, 2023, and due on December 1, 2023. Taxes were delinquent and subject to liens on December 1, 2023.

7. INTERFUND RECEIVABLES, PAYABLES, AND TRANSFERS

A summary of interfund receivables and payables as of September 30, 2023 are as follows:

<u>Receivable:</u>	<u>Payable:</u>	<u>Amount</u>
General	Solid Waste	\$ 14,363
Water and Sewage	Solid Waste	553
		<u>\$ 14,916</u>

The balance reported as Due to/Due from represent loans between the borrower funds and the lender. Balances reported between the General Fund and the Solid Waste Fund, and the Water and Sewage Fund and the Solid Waste Fund resulted from transactions to alleviate equity in pooled cash deficits at year-end.

Any residual balances outstanding between the governmental activities and the business-type activities are reported in the government-wide financial statements as “internal balances”.

A summary of interfund transfers for the year ended September 30, 2023 is as follows:

<u>Transfers In:</u>	<u>Transfers Out:</u>	<u>Amount</u>
Water and Sewage	SPLOST	\$ 500,000
General	Nonmajor Governmental	110,285
	American Rescue Plan Act	1,260,029
General Government	Nonmajor Governmental	220,825
Stormwater	General	361,259
	SPLOST	250,000
		<u>\$ 2,702,398</u>

CITY OF DAHLONEGA - NOTES TO THE FINANCIAL STATEMENTS
SEPTEMBER 30, 2023

7. INTERFUND RECEIVABLES, PAYABLES, AND TRANSFERS(CONTINUED)

Interfund transfers were used to transfer unrestricted revenues from payor funds to subsidize operations in payee funds in accordance with budgetary authorizations, to transfer City matching funds in accordance with grant agreements, to transfer funds to Capital Projects Funds for capital projects in accordance with budgetary authorizations, and to move capital assets between governmental activities and business-type activities. The transfer to the Water and Sewer Fund from the General Fund is in accordance with City policy and is common practice for government-owned utility systems. Transfers are eliminated in the government-wide financial statements if the interfund transfer is within the governmental fund group or business-type fund group.

8. CAPITAL ASSETS

Capital asset activity for the primary government for the year ended September 30, 2023 was as follows:

	<u>Balance Beginning</u>	<u>Increases</u>	<u>Decreases</u>	<u>Balance Ending</u>
Governmental activities				
Non-depreciable assets				
Land	\$ 2,394,926	\$ 0	\$ 0	\$ 2,394,926
Construction in progress	1,683,525	1,402,140	(186,273)	2,899,392
Total non-depreciable assets	<u>4,078,451</u>	<u>1,402,140</u>	<u>(186,273)</u>	<u>5,294,318</u>
Depreciable/amortizable assets				
Buildings and improvements	2,891,660	423,335	0	3,314,995
Land improvements	202,203	278,726	0	480,929
Equipment	1,649,860	26,167	(25,179)	1,650,848
Infrastructure	6,627,801	59,747	0	6,687,548
Intangibles	162,751	0	0	162,751
Intangible right-to-use assets				
Vehicles	0	147,881	0	147,881
Total depreciable/amortizable assets	<u>11,534,275</u>	<u>935,856</u>	<u>(25,179)</u>	<u>12,444,952</u>
Accumulated depreciation/amortization				
Buildings and improvements	(1,626,265)	(71,144)	0	(1,697,409)
Land improvements	(14,333)	(15,019)	0	(29,352)
Equipment	(1,182,964)	(131,013)	25,179	(1,288,798)
Infrastructure	(2,245,673)	(224,160)	0	(2,469,833)
Intangibles	(35,064)	(21,899)	0	(56,963)
Intangible right-to-use assets				
Vehicles	0	(19,654)	0	(19,654)
Total accumulated depreciation/amortization	<u>(5,104,299)</u>	<u>(482,889)</u>	<u>25,179</u>	<u>(5,562,009)</u>
Total depreciable/amortizable assets, net	<u>6,429,976</u>	<u>452,967</u>	<u>0</u>	<u>6,882,943</u>
Governmental activities capital assets, net	<u>\$ 10,508,427</u>	<u>\$ 1,855,107</u>	<u>\$ (186,273)</u>	<u>\$ 12,177,261</u>

Beginning balance of Governmental activities capital assets has been restated by type.

CITY OF DAHLONEGA - NOTES TO THE FINANCIAL STATEMENTS
SEPTEMBER 30, 2023

8. CAPITAL ASSETS (CONTINUED)

	Balance Beginning	Increases	Decreases	Balance Ending
Business-type activities				
Non-depreciable assets				
Land	\$ 3,348,989	\$ 0	\$ 0	\$ 3,348,989
Construction in progress	362,360	1,608,155	(213,119)	1,757,396
Total Non-depreciable assets	<u>3,711,349</u>	<u>1,608,155</u>	<u>(213,119)</u>	<u>5,106,385</u>
Depreciable assets				
Buildings	25,834,601	69,837	0	25,904,438
Improvements	3,565,425	56,606	0	3,622,031
Equipment and vehicles	4,922,615	180,827	(46,503)	5,056,939
Infrastructure	27,952,167	63,661	0	28,015,828
Intangibles	112,250	155,883	0	268,133
Intangible right-to-use assets				
Vehicles	0	101,771	0	101,771
Total depreciable/ amortizable assets	<u>62,387,058</u>	<u>628,585</u>	<u>(46,503)</u>	<u>62,969,140</u>
Accumulated depreciation/ amortization				
Buildings	(10,070,519)	(816,562)	0	(10,887,081)
Improvements	(2,269,801)	(94,241)	0	(2,364,042)
Equipment and vehicles	(2,803,711)	(373,569)	21,712	(3,155,568)
Infrastructure	(13,572,270)	(791,934)	0	(14,364,204)
Intangibles	(16,713)	(19,019)	0	(35,732)
Intangible right-to-use assets				
Vehicles	0	(9,291)	0	(9,291)
Total accumulated depreciation/ amortization	<u>(28,733,014)</u>	<u>(2,104,616)</u>	<u>21,712</u>	<u>(30,815,918)</u>
Total depreciable/ amortizable assets, net	<u>33,654,044</u>	<u>(1,476,031)</u>	<u>(24,791)</u>	<u>32,153,222</u>
Business-type activities capital assets, net	<u>\$ 37,365,393</u>	<u>\$ 132,124</u>	<u>\$ (237,910)</u>	<u>\$ 37,259,607</u>

	Balance Beginning	Increases	Decreases	Balance Ending
Component Unit				
Depreciable/ amortizable assets				
Intangible right-to-use assets				
Vehicles	0	25,304	0	25,304
Total depreciable/ amortizable assets	<u>0</u>	<u>25,304</u>	<u>0</u>	<u>25,304</u>
Accumulated depreciation/ amortization				
Intangible right-to-use assets				
Vehicles	0	(2,686)	0	(2,686)
Total accumulated depreciation/ amortization	<u>0</u>	<u>(2,686)</u>	<u>0</u>	<u>(2,686)</u>
Total depreciable/ amortizable assets, net	<u>0</u>	<u>22,618</u>	<u>0</u>	<u>22,618</u>
Component unit capital assets, net	<u>\$ 0</u>	<u>\$ 22,618</u>	<u>\$ 0</u>	<u>\$ 22,618</u>

CITY OF DAHLONEGA - NOTES TO THE FINANCIAL STATEMENTS
SEPTEMBER 30, 2023

8. CAPITAL ASSETS (CONTINUED)

Depreciation expense was charged to functions/programs as follows:

Governmental activities	
General Government	\$ 79,400
Public Safety	48,265
Public Works	306,407
Culture and Recreation	28,882
Housing and Development	<u>2,598</u>
Total depreciation/amortization expense for governmental activities	<u><u>\$ 465,552</u></u>
 Business-type activities	
Water and Sewage	\$ 1,929,753
Solid Waste	75,017
Stormwater	<u>74,667</u>
Total depreciation/amortization expense for business-type activities	<u><u>\$ 2,079,437</u></u>
 Component Unit	
Downtown Development Authority	<u><u>\$ 2,686</u></u>
 Governmental Activities	
Current year depreciation/amortization expense	\$ 465,552
Prior accumulated depreciation/amortization on assets through transfer from enterprise funds	<u>17,337</u>
Additions to accumulated depreciation/amortization	<u><u>\$ 482,889</u></u>
 Business-type Activities	
Current year depreciation/amortization expense	\$ 2,079,437
Prior accumulated depreciation on assets through transfer from Governmental activities	<u>25,179</u>
Additions to accumulated depreciation/amortization	<u><u>\$ 2,104,616</u></u>

CITY OF DAHLONEGA - NOTES TO THE FINANCIAL STATEMENTS
SEPTEMBER 30, 2023

9. LONG-TERM DEBT

The City issues general obligation bonds to provide funds for the acquisition and construction of major capital facilities, while revenue bonds are issued for the construction and expansion of proprietary activities. General obligation bonds are direct obligations and pledge the full faith, credit and taxing powers of the City while revenue bonds pledge the revenues of the proprietary activity for repayment of the bond issues.

Revenue Bonds

Revenue bonds have been issued for business-type activities and are comprised of the following individual issues at September 30, 2023:

- \$26,865,000 – Series 2015 Water and Sewerage Revenue Refunding Bonds - In 2015, the City issued refunding revenue bonds in the amount of \$26,865,000. The bonds are issued as term bonds with interest rates from 3.62% maturing September 30, 2042. The purpose of the bonds was to refund the 2008 Water and Sewage Revenue Bonds and Water and Sewage notes payable. In an event of default, any outstanding principal and interest on the bonds may become immediately due and payable. The bonds are payable from revenues of the water and sewerage system. As of September 30, 2023, the bonds had an outstanding balance of \$21,370,000.

Annual debt service requirements to maturity for revenue bonds are as follows:

Year Ending September 30,	Principal	Interest	Total
2024	\$ 810,000	\$ 809,968	\$ 1,619,968
2025	830,000	785,667	1,615,667
2026	865,000	752,468	1,617,468
2027	900,000	726,518	1,626,518
2028	920,000	699,518	1,619,518
2029-2033	5,060,000	3,028,713	8,088,713
2034-2038	6,110,000	1,985,400	8,095,400
2039-2042	5,875,000	598,800	6,473,800
Totals	\$ 21,370,000	\$ 9,387,052	\$ 30,757,052

CITY OF DAHLONEGA - NOTES TO THE FINANCIAL STATEMENTS
SEPTEMBER 30, 2023

9. LONG-TERM DEBT (CONTINUED)

Contracts Payable

The City has entered into an intergovernmental contract loan agreement with the Downtown Development Authority for purchase of a building, in the original amount of \$850,000. At September 30, 2023, the balance of this note is \$758,000. Semi-annual installments of interest and annual installments of principal are due through September 30, 2036; interest at 2.81%. Upon an event of default, all outstanding principal and accrued interest may be declared immediately due and payable.

Annual debt service requirements to maturity are as follows:

Year Ending September 30,	Principal	Interest	Total
2024	\$ 49,000	\$ 21,300	\$ 70,300
2025	51,000	19,923	70,923
2026	52,000	18,490	70,490
2027	53,000	17,029	70,029
2028	55,000	15,539	70,539
2029-2033	298,000	53,699	351,699
2034-2036	200,000	11,324	211,324
Totals	\$ 758,000	\$ 157,304	\$ 915,304

Notes from Direct Borrowings

The City has entered into an agreement with the One Magnolia for a garbage truck, in the original amount of \$152,845. At September 30, 2023, the balance of this note is \$2,822. Monthly installments of principal and interest are due through October 2023; interest at 4.25%. Upon an event of default, all outstanding principal and accrued interest may be declared immediately due and payable. Note payments are secured by the garbage truck as collateral.

CITY OF DAHLONEGA – NOTES TO THE FINANCIAL STATEMENTS
SEPTEMBER 30, 2023

9. LONG-TERM DEBT (CONTINUED)

Notes from Direct Borrowings, continued

Annual debt service requirements to maturity for this note from direct borrowings is as follows:

Year Ending September 30,	Principal	Interest	Total
<u>2024</u>	<u>\$ 2,822</u>	<u>\$ 10</u>	<u>\$ 2,832</u>

The City has entered into an agreement with the Georgia Environmental Facilities Authority for land and construction of a reservoir, in the original amount of \$6,433,843. At September 30, 2023, the balance of this note is \$4,350,188. Monthly installments of principal and interest are due through January 1, 2045; interest at 3.00%. Upon an event of default, all outstanding principal and accrued interest may be declared immediately due and payable. Note payments and performance obligations are secured by revenues on taxes collected by the City.

The City has entered into an agreement with the Georgia Environmental Facilities Authority for rehabilitating a pump station, in the original amount of \$500,000. At September 30, 2023, the balance of this note is \$220,086. Monthly installments of principal and interest are due through April 1, 2028; interest at 0.81%. Upon an event of default, all outstanding principal and accrued interest may be declared immediately due and payable. Note payments and performance obligations are secured by revenues on taxes collected by the City.

The City has entered into an agreement with the Georgia Environmental Facilities Authority for installing water lines, isolation valves, fire hydrants, and related appurtenances, in the original amount of \$1,069,000. At September 30, 2023, the balance of this note is \$727,532. Monthly installments of principal and interest are due through April 1, 2033; interest at 1.15%. Upon an event of default, all outstanding principal and accrued interest may be declared immediately due and payable. Note payments and performance obligations are secured by revenues on taxes collected by the City.

CITY OF DAHLONEGA – NOTES TO THE FINANCIAL STATEMENTS
SEPTEMBER 30, 2023

9. LONG-TERM DEBT (CONTINUED)

Notes from Direct Borrowings

Annual debt service requirements to maturity for notes from direct borrowings are as follows:

Year Ending September 30,	Principal	Interest	Total
2024	\$ 262,824	\$ 138,025	\$ 400,849
2025	268,658	132,191	400,849
2026	274,649	126,200	400,849
2027	280,800	120,050	400,850
2028	287,115	113,734	400,849
2029-2033	1,322,029	471,922	1,793,951
2034-2038	1,160,387	303,700	1,464,087
2039-2043	1,298,619	122,859	1,421,478
2044	142,725	1,268	143,993
Totals	\$ 5,297,806	\$ 1,529,949	\$ 6,827,755

Leases

Governmental Activities

The City entered an agreement to lease certain equipment. The lease agreements qualify as other than short-term leases under GASB Statement No. 87, Leases, and have been recorded at the present value of the future minimum lease payments at their inception. Lease liabilities are comprised of the following individual leases at the end of the current fiscal year:

- \$40,366 vehicle lease due in monthly installments of \$730 through October 2027, interest at 3.262%, \$33,436 outstanding.
- \$39,822 vehicle lease due in monthly installments of \$874 through December 2027, interest at 2.703%, \$31,812 outstanding.
- \$25,463 vehicle lease due in monthly installments of \$556 through April 2027, interest at 2.446%, \$22,884 outstanding.
- \$42,230 vehicle lease due in monthly installments of \$933 through September 2027, interest at 2.948%, \$41,548 outstanding.

CITY OF DAHLONEGA - NOTES TO THE FINANCIAL STATEMENTS
SEPTEMBER 30, 2023

9. LONG-TERM DEBT (CONTINUED)

Leases, continued

Governmental Activities, continued

The following is a schedule of future minimum lease payments together with the present value of the net minimum lease payments for the governmental activities at the end of the current fiscal year:

Year Ending September 30,	Principal	Interest	Total
2024	\$ 33,153	\$ 3,227	\$ 36,380
2025	34,791	2,335	37,126
2026	35,799	1,327	37,126
2027	25,209	390	25,599
2028	728	2	730
Totals	<u>\$ 129,680</u>	<u>\$ 7,281</u>	<u>\$ 136,961</u>

Business-type Activities

The City entered an agreement to lease certain equipment. The lease agreements qualify as other than short-term leases under GASB Statement No. 87, Leases, and have been recorded at the present value of the future minimum lease payments at their inception. Lease liabilities are comprised of the following individual leases at the end of the current fiscal year:

- \$27,613 vehicle equipment lease due in monthly installments of \$607 through March 2027, interest at 2.705%, \$23,728 outstanding.
- \$74,158 vehicle equipment lease due in monthly installments of \$1,628 through June 2027, interest at 2.670%, \$69,649 outstanding.

CITY OF DAHLONEGA - NOTES TO THE FINANCIAL STATEMENTS
SEPTEMBER 30, 2023

9. LONG-TERM DEBT (CONTINUED)

Leases, continued

Business-type Activities, continued

The following is a schedule of future minimum lease payments together with the present value of the net minimum lease payments for the business-type activities at the end of the current fiscal year:

Year Ending September 30,	Principal	Interest	Total
2024	\$ 24,617	\$ 2,381	\$ 26,998
2025	25,284	1,533	26,817
2026	25,970	847	26,817
2027	17,506	182	17,688
Totals	<u>\$ 93,377</u>	<u>\$ 4,943</u>	<u>\$ 98,320</u>

Component Unit

The City entered an agreement to lease certain equipment. The lease agreements qualify as other than short-term leases under GASB Statement No. 87, Leases, and have been recorded at the present value of the future minimum lease payments at their inception. Lease liabilities are comprised of the following individual leases at the end of the current fiscal year:

- \$25,304 vehicle equipment lease due in monthly installments of \$553 through April 2027, interest at 2.446%, \$22,740 outstanding.

CITY OF DAHLONEGA - NOTES TO THE FINANCIAL STATEMENTS
SEPTEMBER 30, 2023

9. LONG-TERM DEBT (CONTINUED)

Leases, continued

Component Unit, continued

The following is a schedule of future minimum lease payments together with the present value of the net minimum lease payments for the Component Unit at the end of the current fiscal year:

Year Ending September 30,	Principal	Interest	Total
2024	\$ 6,147	\$ 488	\$ 6,635
2025	6,299	336	6,635
2026	6,455	180	6,635
2027	3,839	31	3,870
Totals	\$ 22,740	\$ 1,035	\$ 23,775

CITY OF DAHLONEGA - NOTES TO THE FINANCIAL STATEMENTS
SEPTEMBER 30, 2023

10. CHANGES IN LONG-TERM LIABILITIES

The following is a summary of changes in long-term liabilities of the City for the year ended September 30, 2023:

	<u>Balance Beginning</u>	<u>Additions</u>	<u>Deductions</u>	<u>Balance Ending</u>	<u>Due Within One Year</u>
Governmental activities					
Contracts payable	\$ 806,000	\$ 0	\$ 48,000	\$ 758,000	\$ 49,000
Leases payable	0	147,881	18,201	129,680	33,153
Compensated absences	87,264	98,254	87,264	98,254	77,621
Total governmental activities	<u>\$ 893,264</u>	<u>\$ 246,135</u>	<u>\$ 153,465</u>	<u>\$ 985,934</u>	<u>\$ 159,774</u>
Business-type activities					
Notes from direct borrowings	\$ 5,708,054	\$ 0	\$ 407,426	\$ 5,300,628	\$ 265,646
Leases payable	0	101,771	8,394	93,377	24,617
Revenue bonds	22,140,000	0	770,000	21,370,000	810,000
Unamortized bond premium	563,991	0	28,199	535,792	0
Compensated absences	95,933	91,421	95,933	91,421	72,222
Total business-type activities	<u>\$ 28,507,978</u>	<u>\$ 193,192</u>	<u>\$ 1,309,952</u>	<u>\$ 27,391,218</u>	<u>\$ 1,172,485</u>
Component Unit					
Leases payable	\$ 0	\$ 25,304	\$ 2,564	\$ 22,740	\$ 6,147
Total component unit	<u>\$ 0</u>	<u>\$ 25,304</u>	<u>\$ 2,564</u>	<u>\$ 22,740</u>	<u>\$ 6,147</u>

Revenue bond issue costs and discounts/premiums are amortized over the life of the related debt using the straight-line method. In prior years, long-term liabilities, such as compensated absences, of the governmental activities were liquidated in the General Fund. The total interest incurred and charged to expense for the fiscal year ended September 30, 2023 was \$26,817 for governmental activities and \$1,102,283 for business-type activities.

CITY OF DAHLONEGA - NOTES TO THE FINANCIAL STATEMENTS

SEPTEMBER 30, 2023

11. PENSION PLAN

Plan Description. The City is a participating member of the Georgia Municipal Employees Benefit System (GMEBS), a state-wide agent, multiple-employer retirement system, administered by the Georgia Municipal Association. This is a defined benefit pension plan, which provides retirement, disability and death benefits to plan members and beneficiaries. The City has established provisions, which assign the authority to the City Council members to establish and amend the benefit provisions of the plan. The City elected to participate in GMEBS as of May 1, 1973, as a result of City Ordinance and a contract between the City and GMA. The Plan's assets may be used only for the payment of benefits to the members of the Plan, in accordance with the terms of the Plan. See Note 2 - Summary of Significant Accounting Policies for reporting of investments. Benefits vest after five years of service. Participants become eligible to retire with reduced benefits at age 55 with ten years of service. Mayor and Council are subject to the five-year minimum service. GMA issues a publicly available financial report that includes financial statements and required supplementary information for the Plan. That report may be obtained by writing to Georgia Municipal Association at 21 Pryor Street, SW, Atlanta, Georgia 30303.

Control over the operation and administration of the plan is vested with GMEBS along with custody of the plan assets. The plan provides that the City has no liability with respect to payments or benefits or otherwise under the plan except to pay over to GMEBS such actuarially determined contributions as required to meet minimum funding standards of the Public Retirement Systems Standards Law and provide benefits thereunder. If terminated, the plan provides that if there are funds remaining after the satisfaction of all liabilities, such funds shall not revert to the City but shall be allocated to employees. All employees are eligible for immediate participation. Officials are covered under the plan and are eligible for immediate participation.

CITY OF DAHLONEGA - NOTES TO THE FINANCIAL STATEMENTS
SEPTEMBER 30, 2023

11. PENSION PLAN (CONTINUED)

There are no loans to any of the City officials or other “party-in-interest,” and there are no prohibited transactions. The plan assets do not include any securities or investments in the City of Dahlonega. The funds are managed by independent money managers.

The annual report and more detailed information regarding the plan can be obtained from the Plan Administrator, the Georgia Municipal Employees Benefit System.

At January 1, 2023, the date of the most recent actuarial valuation, the participants consisted of the following:

Retirees and beneficiaries currently receiving benefits	33
Terminated vested participants entitled to but not yet receiving benefits	25
Active participants	52
Total number of participants	110

Benefits Provided. The plan provides retirement and death benefits. Benefits are based on years of credited service, equal to one year of full-time employment. Members with five years of total service are eligible to retire at age 65 with no reduction in benefit. Officials with five years of total service are eligible to retire at age 65 with no reduction of benefits. Members are eligible for early retirement with reduced benefits based on the early retirement reduction table at age 55 after 10 years of service. The benefit formula is 2.00% - 2.25% with a five year vesting schedule.

Contributions. Employees make no contributions to the plan. The City is required to contribute the remaining amounts necessary to fund the plan in compliance with the minimum funding standards of the Public Retirement Systems Standards Law. This funding policy, as specified by ordinance, has been the same since the inception of the plan. The City’s actuarially determined contribution rate for the year ended September 30, 2023 was \$366,129, or 13.56% of covered payroll.

CITY OF DAHLONEGA - NOTES TO THE FINANCIAL STATEMENTS
SEPTEMBER 30, 2023

11. PENSION PLAN (CONTINUED)

Pension Liabilities, Pension Expense, Deferred Outflows of Resources, and Deferred Inflows of Resources Related to Pensions. At September 30, 2023, the City and Component Unit reported a net pension liability of \$1,546,281. The net pension liability was measured as of September 30, 2022, and the total pension liability used to calculate the net pension liability was determined by an actuarial valuation as of January 1, 2023. For the fiscal year ended September 30, 2023, the City and Component Unit recognized pension expense of \$397,700. In prior years, net pension liabilities have been liquidated in the General Fund, Water and Sewage Enterprise Fund, Solid Waste Enterprise Fund, Stormwater Enterprise Fund and the Downtown Development Authority Component Unit.

At September 30, 2023, the City and Component Unit reported deferred outflows of resources and deferred inflows of resources related to the plan from the following sources:

	Component Unit		City		Totals	
	Deferred Outflows of Resources	Deferred Inflows of Resources	Deferred Outflows of Resources	Deferred Inflows of Resources	Deferred Outflows of Resources	Deferred Inflows of Resources
Differences between expected and actual experience	\$ 72,658	\$ 0	\$ 869,787	\$ 0	\$ 942,445	\$ 0
Changes in participant fund allocation	12,879	0	19,904	(32,783)	32,783	(32,783)
Net difference between projected and actual earnings on pension plan investments	0	(7,639)	0	(91,444)	0	(99,083)
Contributions subsequent to the measurement date	25,065	0	300,058	0	325,123	0
Totals	\$ 110,602	\$ (7,639)	\$ 1,189,749	\$ (124,227)	\$ 1,300,351	\$ (131,866)

CITY OF DAHLONEGA - NOTES TO THE FINANCIAL STATEMENTS
SEPTEMBER 30, 2023

11. PENSION PLAN (CONTINUED)

The \$325,123 of deferred outflows of resources resulting from the City's and Component Unit's contributions subsequent to the measurement date will be recognized as a reduction of the net pension liability in the subsequent fiscal year. Other amounts reported as deferred outflows and deferred inflows of resources will be recognized in pension expense as follows:

Fiscal Year	Component Unit	City	Total
2024	\$ (12,918)	\$ (148,556)	\$ (161,474)
2025	(9,084)	(104,462)	(113,546)
2026	(11,974)	(137,701)	(149,675)
2027	(43,922)	(374,745)	(418,667)
Totals	<u>\$ (77,898)</u>	<u>\$ (765,464)</u>	<u>\$ (843,362)</u>

Actuarial Assumptions. The total pension liability in the January 1, 2023 actuarial valuation was determined using the following actuarial assumptions, applied to all periods included in the measurement:

Inflation	2.25%
Projected salary increases	2.25% plus service based merit increases
Cost of living adjustments	1.70%
Net investment rate of return	7.375%

Healthy mortality rates were based on the sex-district Pri-2012 head-count weighted Healthy Retiree Mortality Table with rates multiplied by 1.25. Disabled mortality rates were based on the sex-district Pri-2012 head-count weighted Disabled Retiree Mortality Table with rates multiplied by 1.25.

The mortality and economic actuarial assumptions used in the January 1, 2023 valuation were based on the results of an actuarial experience study for the period of January 1, 2015 through June 30, 2019.

CITY OF DAHLONEGA – NOTES TO THE FINANCIAL STATEMENTS
SEPTEMBER 30, 2023

11. PENSION PLAN (CONTINUED)

The long-term expected rate of return on pension plan investments was determined using a building-block method in which best-estimate ranges of expected future real rates of return (expected returns, net of pension plan investment expense and inflation) are developed for each major asset class. These ranges are combined to produce the long-term expected rate of return by weighing the expected future real rates of return by the target asset allocation percentage and by adding expected inflation.

Best estimates of arithmetic real rates of return for each major asset class included in the pension plan’s target asset allocation as of March 31, 2022 are summarized in the following table:

<u>Asset Class</u>	<u>Target Allocation</u>	<u>Long-Term Expected Real Rate of Return</u>
Domestic equity	45%	6.40%
International equity	20%	6.80%
Domestic fixed income	20%	0.40%
Real estate	10%	3.90%
Global fixed income	5%	0.46%
Total	<u>100%</u>	

Discount Rate. The discount rate used to measure the total pension liability was 7.375 percent. The projection of cash flows used to determine the discount rate assumed that contributions from employer will be made at contractually required rates, actuarially determined. Based on those assumptions, the Plan’s fiduciary net position was projected to be available to make all projected future benefit payments of current active and inactive employees. Therefore, the long-term expected rate of return on Plan investments was applied to all periods of projected benefit payments to determine the total pension liability.

Sensitivity of the Net Pension Asset/Liability to Changes in the Discount Rate. The following presents what the net pension liability would be if it were calculated using a discount rate that is one percentage-point lower (6.375 percent) or one percentage-point higher (8.375 percent) than the current rate:

	<u>1% Decrease 6.375%</u>	<u>Current Rate 7.375%</u>	<u>1% Increase 8.375%</u>
Component Unit	\$ 207,432	\$ 119,211	\$ 53,339
City	2,385,467	1,427,070	613,393
Net Pension Liability	<u>\$ 2,592,899</u>	<u>\$ 1,546,281</u>	<u>\$ 666,732</u>

CITY OF DAHLONEGA - NOTES TO THE FINANCIAL STATEMENTS
SEPTEMBER 30, 2023

11. PENSION PLAN (CONTINUED)

Changes in Net Pension Liability (Asset)

Changes in the Net Pension Liability	Component Unit	City	Total
Total Pension Liability			
Service Cost	\$ 40,140	\$ 105,706	\$ 145,846
Interest	50,632	582,270	632,902
Differences between expected and actual experience	(8,124)	(93,432)	(101,556)
Benefit payments	(35,039)	(402,946)	(437,985)
Net change in Total Pension Liability	47,609	191,598	239,207
Total Pension Liability, Balances as of September 30, 2021	692,388	7,962,468	8,654,856
Total Pension Liability, Balances as of September 30, 2022	<u>\$ 739,997</u>	<u>\$ 8,154,066</u>	<u>\$ 8,894,063</u>
Plan fiduciary net position			
Contributions - employer	\$ 34,227	\$ 393,611	\$ 427,838
Net investment income	(115,517)	(1,328,440)	(1,443,957)
Benefit payments	(35,039)	(402,946)	(437,985)
Administrative expenses	(1,336)	(15,367)	(16,703)
Net changes in fiduciary net position	(117,665)	(1,353,142)	(1,470,807)
Plan Fiduciary Net Position, Balances as of September 30, 2021	705,668	8,112,921	8,818,589
Plan Fiduciary Net Position, Balances as of September 30, 2022	588,003	6,759,779	7,347,782
Changes in participant fund allocation	(32,783)	32,783	0
Employer's Net Pension Liability	<u>\$ 119,211</u>	<u>\$ 1,427,070</u>	<u>\$ 1,546,281</u>
Plan fiduciary net position as a percentage of the total pension liability	79.46%	82.90%	82.61%
Covered payroll	\$ 208,136	\$ 2,491,585	\$ 2,699,721
Net pension liability as a percentage of covered payroll	57.28%	57.28%	57.28%

Plan Fiduciary Net Position. Detailed information about the Plan's fiduciary net position is available in the separately issued Georgia Municipal Employees Benefit System financial report.

Other Plans. In addition to the plan above, various City employees are covered under the Peace Officers' Annuity and Benefit Fund of Georgia. Further information regarding this plan can be obtained from the plan's annual report. This plan is immaterial to the financial statements.

CITY OF DAHLONEGA – NOTES TO THE FINANCIAL STATEMENTS
SEPTEMBER 30, 2023

12. DEFERRED COMPENSATION PLANS

The City provides retirement benefits for its employees through three deferred compensation plans. The Plans were created under Internal Revenue Code Section 457 and are administered by the Georgia Municipal Association, The International City Management Association Retirement Corporation and Nationwide Retirement Solutions, Inc., independent third parties. Under the terms of the Plans, employees may defer a portion of their salary through voluntary contributions to the Plans. Employees may defer up to the maximum allowed by federal law. Employees may choose to contribute to one or multiple Plans. Amounts held in the Plans are not available to the employees until termination, retirement, death, or unforeseeable emergency.

The City has no fiduciary relationship with the Plans, and Plan assets are not available to the City or its general creditors. The Plan assets are held in trust by the administrators for the exclusive benefit of the participants of the Plans. During fiscal year 2023, plan members made voluntary contributions of \$38,395. Beginning January 1, 2014, the City no longer contributes to any of the deferred compensation plans.

13. HOTEL/MOTEL LODGING TAX

The City has levied an 8% lodging tax, in accordance with Official Code of Georgia Annotated (OCGA) Section 48-13-51(3). The City is required to spend an amount equal to the amount by which the total taxes collected under the Code section exceed the taxes which would be collected at a rate of 3 percent for the purpose of promoting tourism, conventions, and trade shows. A summary of the transactions for the year ending September 30, 2023 follows:

Lodging Tax Receipts	\$720,668	
Disbursements to the Dahlonega - Lumpkin County		
Chamber of Commerce	\$304,113	42.20% of tax receipts
Disbursements for tourism product development	\$88,330	12.26% of tax receipts

The City transferred \$331,110 (including \$110,285 to the General Fund) of unrestricted Hotel/Motel Tax receipts to other funds during the fiscal year.

CITY OF DAHLONEGA – NOTES TO THE FINANCIAL STATEMENTS

SEPTEMBER 30, 2023

14. JOINT VENTURES

Under Georgia law, the City, in conjunction with other cities and counties in the northeast Georgia area, is a member of the Georgia Mountains Regional Commission (GMRC) and is required to pay annual dues thereto. Membership in an RC is required by the Official Code of Georgia Annotated (OCGA) Section 50-8-34 which provides for the organizational structure of the RC in Georgia. The RC Board membership includes the chief elected official of each county and municipality of the area. OCGA 50-8-39.1 provides that the member governments are liable for any debts or obligations of an RC. Separate financial statements may be obtained from Georgia Mountains Regional Commission, PO Box 1720, Gainesville, GA 30503.

On March 6, 1998, the City of Dahlonega, Georgia (City), Lumpkin County (County) and the Lumpkin County Water and Sewerage Authority (Authority) formed a joint authority to construct a reservoir. The City and County have signed an agreement to each own 54% and 46% undivided interest in the reservoir assets, respectively. The responsibility of constructing the reservoir and liability for the debt was divided between the City (47.59%), the County (33.16%) and the Authority (0%). The County purchased the surrounding parcels of land outside of the reservoir and the required 150-foot buffer and is solely responsible for the debt (19.25% of all debt related to the reservoir) relating to those parcels. A Georgia Environmental Facilities Authority note for which the City and County will be responsible for based on the preceding debt percentages originally funded the project. The City has been paying principal and interest payments based on their percentage of 47.59% during fiscal year 2023. Separate financial statements are not issued for this joint venture.

15. RELATED ORGANIZATIONS

The Housing Authority of the City of Dahlonega is considered a related organization to the City of Dahlonega. The City appoints members to the Authority, but does not have the ability to impose its will or create a financial benefit or burden for the Authority. The Authority provides low-income housing for the individuals in the City of Dahlonega. The City received \$1,554 as payment-in-lieu-of-taxes for 2023. Separate financial statements may be obtained from Housing Authority of the City of Dahlonega, 90 Thompson Circle, Dahlonega, GA 30553.

CITY OF DAHLONEGA – NOTES TO THE FINANCIAL STATEMENTS

SEPTEMBER 30, 2023

16. RISK MANAGEMENT

Material estimates have been made by management about the life of depreciated capital assets. Management has used a conservative approach on these estimates.

The City is exposed to various risks of loss related to torts; theft of, damage to and destruction of assets; errors and omissions; and natural disasters. The City has joined together with other municipalities in the state as part of the Georgia Interlocal Risk Management Agency Property and Liability Insurance Fund and the Georgia Municipal Association Group Self-Insurance Workers Compensation Fund, a public entity risk pool currently operating as a common risk management and insurance program for member local governments.

As part of these risk pools, the City is obligated to pay all contributions and assessments as prescribed by the pools, to cooperate with the pool's agents and attorneys, to follow loss reduction procedures established by the funds, and to report as promptly as possible, and in accordance with any coverage descriptions issued, all incidents which could result in the funds being required to pay any claim of loss. The City is also obligated to allow the pool's agents and attorneys to represent the City in investigation, settlement discussions and all levels of litigation arising out of any claim made against the City within the scope of loss protection furnished by the funds.

The funds are to defend and protect the members of the funds against liability or loss as prescribed in the member government contract and in accordance with the worker's compensation law of Georgia. The funds are to pay all cost taxed against members in any legal proceeding defended by the members, all interest accruing after entry of judgment, and all expenses incurred for investigation, negotiation or defense.

Settled claims in the past three years have not exceeded the coverages.

Management estimates liabilities for unpaid claims based on the probability of losses exceeding the occurrence limits and the reasonableness of estimating those losses. At September 30, 2023, the City has no losses that are probable or estimable and accordingly has not recognized any liability.

CITY OF DAHLONEGA - NOTES TO THE FINANCIAL STATEMENTS
SEPTEMBER 30, 2023

17. COMMITMENTS AND CONTINGENCIES

Commitments

As of September 30, 2023, contractual commitments on uncompleted contracts were \$839,726.

Contingencies

The City is a defendant in several lawsuits. Management intends to contest these open cases vigorously. The City's legal counsel has stated that the outcome of these lawsuits is not presently determinable.

18. CONDUIT DEBT

Downtown Development Authority Component Unit

From time-to-time, the Downtown Development Authority issues revenue bonds to provide financial assistance to local entities for the acquisition and construction of public facilities deemed to be in the public interest. The bonds are secured by the property financed and are payable solely from payments received on the underlying mortgage loans. Upon repayment of the bonds, ownership of the facilities transfers to the entity served by the bond issuance. Neither the City nor the State, or any political subdivision thereof, is obligated in any manner for repayment for the bonds. Accordingly, the bonds are not reported as liabilities in the accompanying financial statements. The amount of conduit debt revenue bond obligations outstanding as of the end of the current fiscal year is \$102,000,000.

19. TRANSPORTATION EXPENDITURES

Amounts expended on transportation include transportation maintenance and operation costs and correspond with classifications and subclassifications specified in the local government uniform chart of accounts under subsection (e) of Code Section 36-81-3 within section 4200, including noncapital expenditures within sections 4210-4290.

Total general fund expenditures within these categories totaled \$1,181,058 for the current fiscal year.

CITY OF DAHLONEGA – NOTES TO THE FINANCIAL STATEMENTS

SEPTEMBER 30, 2023

20. SUBSEQUENT EVENTS

Management has evaluated subsequent events through June, 27, 2024, the date the financial statements were available to be issued. No events have occurred during this period that would require adjustment to or disclosure in the accompanying financial statements.

21. NEW ACCOUNTING PRONOUNCEMENTS

The City implemented GASB Statement No. 91, *Conduit Debt*, effective for the City's current fiscal year. The requirements of this statement are effective for periods beginning after December 15, 2021. The implementation of this new standard had no impact on the City's net position.

The City implemented GASB Statement No. 94, *Public-Private and Public-Public Partnerships and Availability Payment Arrangements*, effective for the City's current fiscal year. The requirements of this statement are effective for periods beginning after June 15, 2022. The implementation of this new standard had no impact on the City's net position.

The City implemented GASB Statement No. 96, *Subscription-Based Information Technology Arrangements*, effective for the City's current fiscal year. The requirements of this statement are effective for periods beginning after June 15, 2022. The implementation of this new standard had no impact on the City's net position.

The City implemented GASB Statement No. 99, *Omnibus 2022*, effective for the City's current fiscal year. The requirements of this statement are effective for periods beginning after June 15, 2022. The implementation of this new standard had no impact on the City's net position.



DAHLONEGA

L G H P EST. 1833

FIRST MAJOR U.S. GOLD RUSH

REQUIRED SUPPLEMENTARY
INFORMATION

CITY OF DAHLONEGA, GEORGIA
SCHEDULE OF CHANGES IN THE NET PENSION
LIABILITY (ASSET) AND RELATED RATIOS
LAST TEN FISCAL YEARS

September 30, 2023
(Unaudited)

	Fiscal Year End		
	2023	2022	2021
Total pension liability			
Service cost	\$ 145,846	\$ 160,465	\$ 152,506
Interest	632,901	610,786	589,302
Differences between expected and actual experience	(101,556)	(23,085)	(45,497)
Changes of assumptions	0	0	0
Benefit payments, including refunds of employee contributions	(437,985)	(429,367)	(396,565)
Other	0	0	0
Net change in total pension liability	239,206	318,799	299,746
Total pension liability - beginning	8,654,857	8,336,058	8,036,312
Total pension liability - ending (a)	\$ 8,894,063	\$ 8,654,857	\$ 8,336,058
Plan fiduciary net position			
Contributions - employer	\$ 427,838	\$ 308,543	\$ 356,081
Net investment income	(1,443,957)	1,744,837	638,718
Benefit payments, including refunds of employee contributions	(437,985)	(429,367)	(396,565)
Administrative expense	(16,703)	(18,198)	(16,213)
Net change in plan fiduciary net position	(1,470,807)	1,605,815	582,021
Plan fiduciary net position - beginning	8,818,589	7,212,774	6,630,753
Plan fiduciary net position - ending (b)	\$ 7,347,782	\$ 8,818,589	\$ 7,212,774
Net pension liability (asset) - ending : (a) - (b)	\$ 1,546,281	\$ (163,732)	\$ 1,123,284
Plan's fiduciary net position as a percentage of the total pension liability	82.61%	101.89%	86.52%
Covered payroll	\$ 2,699,721	\$ 2,276,673	\$ 2,358,300
Net pension liability as a percentage of covered payroll	57.28%	-7.19%	47.63%

Note: Fiscal year 2015 was the first year of implementation. Additional years' information will be reported as it becomes available.

See accompanying notes to the required supplementary information.

Fiscal Year End

<u>2020</u>	<u>2019</u>	<u>2018</u>	<u>2017</u>	<u>2016</u>	<u>2015</u>
\$ 173,911	\$ 114,719	\$ 116,700	\$ 115,608	\$ 85,386	\$ 96,910
563,294	508,884	488,440	477,750	446,617	439,359
309,796	405,325	(16,733)	(134,264)	178,075	(117,428)
(155,146)	0	114,351	0	0	0
(384,446)	(340,850)	(328,763)	(313,569)	(304,165)	(262,175)
0	0	0	0	514	(42,028)
<u>507,409</u>	<u>688,078</u>	<u>373,995</u>	<u>145,525</u>	<u>406,427</u>	<u>114,638</u>
<u>7,528,903</u>	<u>6,840,825</u>	<u>6,466,830</u>	<u>6,321,305</u>	<u>5,914,878</u>	<u>5,800,240</u>
<u>\$ 8,036,312</u>	<u>\$ 7,528,903</u>	<u>\$ 6,840,825</u>	<u>\$ 6,466,830</u>	<u>\$ 6,321,305</u>	<u>\$ 5,914,878</u>
\$ 258,398	\$ 255,709	\$ 284,180	\$ 255,944	\$ 344,506	\$ 329,784
191,715	600,142	800,838	541,207	52,151	487,596
(384,446)	(340,850)	(328,763)	(313,569)	(304,165)	(262,175)
(15,247)	(15,901)	(22,200)	(9,141)	(10,646)	(8,507)
<u>50,420</u>	<u>499,100</u>	<u>734,055</u>	<u>474,441</u>	<u>81,846</u>	<u>546,698</u>
<u>6,580,333</u>	<u>6,081,233</u>	<u>5,347,178</u>	<u>4,872,737</u>	<u>4,790,891</u>	<u>4,244,193</u>
<u>\$ 6,630,753</u>	<u>\$ 6,580,333</u>	<u>\$ 6,081,233</u>	<u>\$ 5,347,178</u>	<u>\$ 4,872,737</u>	<u>\$ 4,790,891</u>
<u>\$ 1,405,559</u>	<u>\$ 948,570</u>	<u>\$ 759,592</u>	<u>\$ 1,119,652</u>	<u>\$ 1,448,568</u>	<u>\$ 1,123,987</u>
82.51%	87.40%	88.90%	82.69%	77.08%	81.00%
\$ 2,358,774	\$ 2,189,155	\$ 1,683,662	\$ 1,596,651	\$ 1,653,134	\$ 1,320,011
59.59%	43.33%	45.12%	70.13%	87.63%	85.15%

See accompanying notes to the required supplementary information.

CITY OF DAHLONEGA, GEORGIA
SCHEDULE OF CONTRIBUTIONS
LAST TEN FISCAL YEARS
September 30, 2023
(Unaudited)

	Fiscal Year End		
	2023	2022	2021
Actuarially determined contribution	\$ 366,129	\$ 370,252	\$ 356,081
Contributions in relation to the actuarially determined contribution	<u>(427,838)</u>	<u>(308,543)</u>	<u>(356,081)</u>
Contribution deficiency (excess)	<u>\$ (61,709)</u>	<u>\$ 61,709</u>	<u>\$ 0</u>
Covered payroll	\$ 2,699,721	\$ 2,924,622	\$ 2,528,984
Contributions as a percentage of covered payroll	13.56%	12.66%	14.08%

Note: Fiscal year 2015 was the first year of implementation. Additional years' information will be reported as it becomes available.

Fiscal Year End

<u>2020</u>	<u>2019</u>	<u>2018</u>	<u>2017</u>	<u>2016</u>	<u>2015</u>
\$ 370,252	\$ 356,081	\$ 258,709	\$ 255,709	\$ 278,905	\$ 255,944
<u>(370,252)</u>	<u>(356,081)</u>	<u>(258,709)</u>	<u>(255,709)</u>	<u>(278,905)</u>	<u>(255,944)</u>
<u><u>\$ 0</u></u>	<u><u>\$ 0</u></u>	<u><u>\$ 0</u></u>	<u><u>\$ 0</u></u>	<u><u>\$ 0</u></u>	<u><u>\$ 0</u></u>
\$ 2,467,295	\$ 2,412,015	\$ 2,396,292	\$ 2,224,107	\$ 1,934,317	\$ 1,757,618
15.01%	14.76%	10.80%	11.50%	14.42%	14.56%

See accompanying notes to the required supplementary information.

**CITY OF DAHLONEGA – NOTES TO THE REQUIRED SUPPLEMENTARY
INFORMATION
SEPTEMBER 30, 2023**

1. VALUATION DATE

The actuarially determined contribution rate was determined as of January 1 2023, with an interest adjustment to the fiscal year. Contributions in relation to this actuarially determined contribution rate will be reported for the fiscal year ending September 30, 2024.

2. METHODS AND ASSUMPTIONS USED TO DETERMINE CONTRIBUTION RATES

Actuarial cost method = Projected Unit Credit Cost

Amortization method = Closed level dollar for remaining unfunded liability

Remaining amortization period = Remaining amortization period varies for the bases, with a net effective amortization period of 10 years

Asset valuation method = Sum of actuarial value at beginning of year and the cash flow during the year plus the assumed investment return, adjusted by 10% of the amount that the value exceeds or is less than the market value at end of year. The actuarial value is adjusted, if necessary, to be within 20% of market value.

Net investment rate of return = 7.375%

Projected salary increases = 2.25% plus service based merit increases

Cost of living adjustments = 1.70%

Retirement age for inactive vested participants = 65

Mortality = Healthy mortality rates were based on the sex-distinct Pri-2012 head-count weighted Healthy Retiree Mortality Table with rates multiplied by 1.25. Disabled mortality rates were based on the sex-distinct Pri-2012 head-count weighted Disabled Retiree Mortality Table with rates multiplied by 1.25.

**CITY OF DAHLONEGA – NOTES TO THE REQUIRED SUPPLEMENTARY
INFORMATION
SEPTEMBER 30, 2023**

3. CHANGES IN BENEFITS

There were no changes in benefit provisions in the last two fiscal years.

4. CHANGES OF ASSUMPTIONS

There were no changes in assumptions in the last two fiscal years.



DAHLONEGA

L G H P EST. 1833

FIRST MAJOR U.S. GOLD RUSH

COMBINING STATEMENTS

NONMAJOR GOVERNMENTAL FUNDS

CITY OF DAHLONEGA, GEORGIA
COMBINING BALANCE SHEET
NONMAJOR GOVERNMENTAL FUNDS
September 30, 2023

	Special Revenue Hotel/Motel Tax	Capital Projects Grants	Total Nonmajor Governmental Funds
ASSETS			
Current assets			
Cash and cash equivalents	\$ 0	\$ 6,680	\$ 6,680
Taxes receivable	68,699	0	68,699
Total assets	\$ 68,699	\$ 6,680	\$ 75,379
 LIABILITIES AND FUND BALANCES			
Liabilities			
Accounts payable	\$ 68,699	\$ 0	\$ 68,699
 Fund balances			
Assigned to capital outlay	0	6,680	6,680
Total liabilities and fund balances	\$ 68,699	\$ 6,680	\$ 75,379

CITY OF DAHLONEGA, GEORGIA
COMBINING STATEMENT OF REVENUES, EXPENDITURES
AND CHANGES IN FUND BALANCES
NONMAJOR GOVERNMENTAL FUNDS
For the fiscal year ended September 30, 2023

	<u>Special Revenue Hotel/Motel Tax</u>	<u>Capital Projects Grants</u>	<u>Total Nonmajor Governmental Funds</u>
REVENUES			
Taxes	\$ 720,668	\$ 0	\$ 720,668
Interest	2,885	0	2,885
Total revenues	<u>723,553</u>	<u>0</u>	<u>723,553</u>
EXPENDITURES			
Current			
Housing and Development	<u>392,443</u>	<u>0</u>	<u>392,443</u>
Total expenditures	<u>392,443</u>	<u>0</u>	<u>392,443</u>
Excess (deficiency) of revenues over (under) expenditures	331,110	0	331,110
Other financing sources (uses)			
Transfers out	<u>(331,110)</u>	<u>0</u>	<u>(331,110)</u>
Net change in fund balance	0	0	0
Fund balances, October 1	<u>0</u>	<u>6,680</u>	<u>6,680</u>
Fund balances, September 30	<u><u>\$ 0</u></u>	<u><u>\$ 6,680</u></u>	<u><u>\$ 6,680</u></u>



DAHLONEGA

L G H P  EST. 1833

FIRST MAJOR U.S. GOLD RUSH

GENERAL FUND

THE GENERAL OPERATING FUND OF THE CITY IS USED TO ACCOUNT FOR ALL FINANCIAL RESOURCES EXCEPT THOSE REQUIRED TO BE ACCOUNTED FOR IN ANOTHER FUND.

CITY OF DAHLONEGA, GEORGIA
GENERAL FUND
COMPARATIVE BALANCE SHEETS
September 30, 2023 and 2022

	2023	2022
ASSETS		
Cash and cash equivalents	\$ 3,253,261	\$ 1,933,922
Investments	1,664,970	653,325
Receivables (net)		
Accounts	2,858	22,900
Taxes	203,993	185,104
Fines	48,018	47,024
Intergovernmental	12,131	5,741
Interest	16,517	2,130
Due from other funds	14,363	0
Prepaid items	140,518	74,787
	\$ 5,356,629	\$ 2,924,933
 LIABILITIES, DEFERRED INFLOWS OF RESOURCES, AND FUND BALANCES		
Liabilities		
Payables		
Accounts	\$ 88,510	\$ 52,559
Intergovernmental	12,204	9,641
Accrued salaries and payroll expenditures	44,595	21,226
Deposits payable	11,008	20,876
	156,317	104,302
 Deferred inflows of resources		
Unavailable revenue - property taxes	18,979	13,431
	18,979	13,431
 Fund balances		
Nonspendable:		
Prepaid items	140,518	74,787
Assigned to:		
City Hall construction	650,000	650,000
Unassigned	4,390,815	2,082,413
	5,181,333	2,807,200
 Total liabilities, deferred inflows of resources, and fund balances	\$ 5,356,629	\$ 2,924,933

CITY OF DAHLONEGA, GEORGIA
GENERAL FUND
COMPARATIVE STATEMENTS OF REVENUES, EXPENDITURES
AND CHANGES IN FUND BALANCES
For the fiscal years ended September 30, 2023 and 2022

	2023	2022
REVENUES		
Taxes	\$ 4,323,602	\$ 4,051,787
Licenses and permits	284,934	259,229
Fines, fees and forfeitures	192,081	183,225
Charges for services	751,606	723,541
Intergovernmental	55,555	26,270
Investment income	134,893	8,141
Other	48,922	42,139
	5,791,593	5,294,332
EXPENDITURES		
Current		
General Government	1,621,818	1,579,066
Judicial	255,099	278,141
Public Safety	640,865	466,262
Public Works	1,534,943	1,394,079
Culture and Recreation	52,257	24,817
Housing and Development	469,414	523,723
	4,574,396	4,266,088
Excess (deficiency) of revenues over (under) expenditures	1,217,197	1,028,244
Other financing sources (uses)		
Transfers in (out)		
American Rescue Plan Act Fund	1,260,029	0
Hotel/Motel Tax Fund	110,285	61,458
General Government Capital Projects Fund	0	(800,000)
Stormwater Fund	(361,259)	(421,259)
Proceeds from leases	147,881	0
	1,156,936	(1,159,801)
Excess (deficiency) of revenues and other financing sources over (under) expenditures and other financing uses	2,374,133	(131,557)
Fund balances, October 1	2,807,200	2,938,757
Fund balances, September 30	\$ 5,181,333	\$ 2,807,200

CITY OF DAHLONEGA, GEORGIA

GENERAL FUND

SCHEDULE OF REVENUES

BUDGET (GAAP BASIS) AND ACTUAL

For the fiscal year ended September 30, 2023

(With comparative actual amounts for the fiscal year ended September 30, 2022)

	2023			2022
	Final Budget	Actual	Variance	Actual
REVENUES				
Taxes				
General property taxes				
Property tax	\$ 1,129,644	\$ 1,130,701	\$ 1,057	\$ 1,126,414
Real estate transfer tax	40,000	39,128	(872)	62,808
Motor vehicle tax	124,866	115,163	(9,703)	99,110
Cost, penalties, and interest	1,400	1,985	585	1,964
Total general property taxes	1,295,910	1,286,977	(8,933)	1,290,296
Local option sales tax	1,106,535	1,525,427	418,892	1,428,881
Franchise tax	504,500	549,974	45,474	502,785
Insurance premium tax	436,601	545,247	108,646	436,601
Alcoholic beverage excise tax	216,000	243,204	27,204	217,346
Occupational tax	145,400	160,935	15,535	164,646
Other taxes	9,600	11,838	2,238	11,232
Total taxes	3,714,546	4,323,602	609,056	4,051,787
Licenses and Permits				
Alcohol licenses	138,900	147,580	8,680	143,188
Building, zoning and use permits	67,500	125,184	57,684	107,484
Parking permits	5,000	12,170	7,170	8,557
Total licenses and permits	211,400	284,934	73,534	259,229
Fines, fees and forfeitures	241,600	192,081	(49,519)	183,225
Charges for Services	733,483	751,606	18,123	723,541
Intergovernmental	21,646	55,555	33,909	26,270
Investment revenue	26,793	134,893	108,100	8,141
Other	49,000	48,922	(78)	42,139
Total revenues	\$ 4,998,468	\$ 5,791,593	\$ 793,125	\$ 5,294,332

CITY OF DAHLONEGA, GEORGIA

GENERAL FUND

SCHEDULE OF EXPENDITURES

BUDGET (GAAP BASIS) AND ACTUAL

For the fiscal year ended September 30, 2023

(With comparative actual amounts for the fiscal year ended September 30, 2022)

	2023			2022
	Final Budget	Actual	Variance	Actual
EXPENDITURES				
General Government				
Legislative				
Personal services	\$ 137,543	\$ 126,837	\$ 10,706	\$ 133,563
Contract services	153,340	168,490	(15,150)	88,957
Supplies and materials	6,650	6,119	531	12,363
Total Legislative	<u>297,533</u>	<u>301,446</u>	<u>(3,913)</u>	<u>234,883</u>
Executive				
Personal services	233,210	200,960	32,250	322,342
Contract services	28,138	35,128	(6,990)	24,998
Supplies and materials	3,887	2,117	1,770	1,884
Capital outlay	15,000	42,230	(27,230)	0
Debt service	0	746	(746)	0
Total Executive	<u>280,235</u>	<u>281,181</u>	<u>(946)</u>	<u>349,224</u>
Elections				
Contract services	7,335	242	7,093	16,572
General Administration				
Personal services	482,238	419,686	62,552	493,568
Contract services	494,683	564,615	(69,932)	436,522
Supplies and materials	50,999	48,339	2,660	40,421
Capital outlay	32,000	0	32,000	0
Payments to other agencies	0	6,309	(6,309)	7,876
Total General Administration	<u>1,059,920</u>	<u>1,038,949</u>	<u>20,971</u>	<u>978,387</u>
Total General Government	<u>1,645,023</u>	<u>1,621,818</u>	<u>23,205</u>	<u>1,579,066</u>
Judicial				
Municipal Court				
Personal services	129,166	111,564	17,602	122,252
Contract services	168,739	142,779	25,960	148,082
Supplies and materials	1,400	756	644	6,760
Payments to other agencies	500	0	500	1,047
Total Judicial	<u>299,805</u>	<u>255,099</u>	<u>44,706</u>	<u>278,141</u>

CITY OF DAHLONEGA, GEORGIA

GENERAL FUND

SCHEDULE OF EXPENDITURES

BUDGET (GAAP BASIS) AND ACTUAL

For the fiscal year ended September 30, 2023

(With comparative actual amounts for the fiscal year ended September 30, 2022)

	2023			2022
	Final Budget	Actual	Variance	Actual
Public Safety				
Law Enforcement				
Contract services	\$ 46,300	\$ 33,190	\$ 13,110	\$ 36,261
Supplies and materials	20,000	28,609	(8,609)	21,929
Payments to other agencies	17,000	600	16,400	62,000
Debt service	0	16,772	(16,772)	0
Total Law Enforcement	<u>83,300</u>	<u>79,171</u>	<u>4,129</u>	<u>120,190</u>
City Marshal's Office				
Personal services	432,471	437,650	(5,179)	267,065
Contract services	7,500	7,242	258	7,840
Supplies and materials	33,790	36,614	(2,824)	28,303
Capital outlay	80,000	80,188	(188)	42,864
Total Marshal	<u>553,761</u>	<u>561,694</u>	<u>(7,933)</u>	<u>346,072</u>
Total Public Safety	<u>637,061</u>	<u>640,865</u>	<u>(3,804)</u>	<u>466,262</u>
Public Works				
Public Works Administration				
Personal services	172,118	159,873	12,245	169,590
Contract services	19,712	7,999	11,713	6,785
Supplies and materials	6,300	3,095	3,205	7,234
Total Street Construction	<u>198,130</u>	<u>170,967</u>	<u>27,163</u>	<u>183,609</u>
Street Construction				
Personal services	908,912	865,797	43,115	826,190
Contract services	118,604	79,335	39,269	74,898
Supplies and materials	205,600	206,613	(1,013)	166,494
Capital outlay	10,000	25,463	(15,463)	9,250
Payments to other agencies	0	1,068	(1,068)	5,850
Debt service	0	2,782	(2,782)	0
Total Street Construction	<u>1,243,116</u>	<u>1,181,058</u>	<u>62,058</u>	<u>1,082,682</u>
Shop Department				
Personal services	78,597	82,602	(4,005)	79,664
Contract services	5,002	5,271	(269)	3,710
Supplies and materials	30,500	27,061	3,439	26,348
Total Shop Department	<u>114,099</u>	<u>114,934</u>	<u>(835)</u>	<u>109,722</u>
Cemetery				
Personal services	45,424	52,381	(6,957)	5,088
Contract services	11,329	7,711	3,618	4,235
Supplies and materials	11,500	7,892	3,608	8,743
Total Cemetery	<u>68,253</u>	<u>67,984</u>	<u>269</u>	<u>18,066</u>
Total Public Works	<u>1,623,598</u>	<u>1,534,943</u>	<u>88,655</u>	<u>1,394,079</u>

CITY OF DAHLONEGA, GEORGIA

GENERAL FUND

SCHEDULE OF EXPENDITURES

BUDGET (GAAP BASIS) AND ACTUAL

For the fiscal year ended September 30, 2023

(With comparative actual amounts for the fiscal year ended September 30, 2022)

	2023			2022
	Final Budget	Actual	Variance	Actual
Culture and Recreation				
Parks				
Contract services	\$ 15,000	\$ 14,919	\$ 81	\$ 7,342
Supplies and materials	37,200	37,338	(138)	17,475
Total Culture and Recreation	<u>52,200</u>	<u>52,257</u>	<u>(57)</u>	<u>24,817</u>
Housing and Development				
Community Development				
Personal services	175,721	169,670	6,051	188,464
Contract services	134,651	133,677	974	49,112
Supplies and materials	12,000	8,132	3,868	10,765
Payments to others	0	7,935	(7,935)	0
Total Community Development	<u>322,372</u>	<u>319,414</u>	<u>2,958</u>	<u>248,341</u>
Downtown Development Authority				
Payment to others	150,000	150,000	0	275,382
Total Housing and Development	<u>472,372</u>	<u>469,414</u>	<u>2,958</u>	<u>523,723</u>
Total expenditures	<u>\$ 4,730,059</u>	<u>\$ 4,574,396</u>	<u>\$ 155,663</u>	<u>\$ 4,266,088</u>



DAHLONEGA

L G H P EST. 1833

FIRST MAJOR U.S. GOLD RUSH

SPECIAL REVENUE FUNDS

SPECIAL REVENUE FUNDS ARE USED TO ACCOUNT FOR THE PROCEEDS OF SPECIFIC REVENUE SOURCES THAT ARE LEGALLY OR DONOR RESTRICTED TO EXPENDITURE FOR SPECIFIED PURPOSES.

American Rescue Plan Act Fund

This fund is used to account for all revenues and expenditures related to the American Rescue Plan Act grant.

Hotel/Motel Tax Fund

This fund is used to collect Hotel/Motel taxes which are used to support trade and tourism in the City of Dahlonega.

CITY OF DAHLONEGA, GEORGIA
AMERICAN RESCUE PLAN ACT SPECIAL REVENUE FUND
COMPARATIVE BALANCE SHEETS
September 30, 2023 and 2022

	2023	2022
ASSETS		
Cash and cash equivalents	\$ 17,541	\$ 1,200,891
Investments	1,480,127	1,480,435
Interest receivable	2,397	2,606
	\$ 1,500,065	\$ 2,683,932
LIABILITIES AND FUND BALANCES		
Liabilities		
Unearned revenue	\$ 1,432,140	\$ 2,692,168
FUND BALANCES		
Restricted for grant specific projects	67,925	0
Unassigned	0	(8,236)
	67,925	(8,236)
Total fund balances	\$ 1,500,065	\$ 2,683,932
Total liabilities and fund balances	\$ 1,500,065	\$ 2,683,932

CITY OF DAHLONEGA, GEORGIA
AMERICAN RESCUE PLAN ACT SPECIAL REVENUE FUND
SCHEDULE OF REVENUES, EXPENDITURES AND
CHANGES IN FUND BALANCE
BUDGET (GAAP BASIS) AND ACTUAL
For the fiscal year ended September 30, 2023
(With comparative actual amounts for the fiscal year ended September 30, 2022)

	2023			2022
	Final Budget	Actual	Variance	Actual
REVENUES				
Intergovernmental	1,361,922	1,260,029	(101,893)	31,676
Investment income (loss)	600	76,161	75,561	(8,575)
Total revenues	1,362,522	1,336,190	(26,332)	23,101
EXPENDITURES				
Total expenditures	0	0	0	0
Excess (deficiency) of revenues over (under) expenditures	1,362,522	1,336,190	(26,332)	23,101
Other financing sources (uses)				
Transfers in (out)				
General Fund	0	(1,260,029)	(1,260,029)	0
Water and Sewage Fund	(851,502)	0	851,502	(31,676)
Stormwater Fund	(511,020)	0	511,020	0
Total other financing sources (uses)	(1,362,522)	(1,260,029)	102,493	(31,676)
Excess (deficiency) of revenues and other financing sources over (under) expenditures and other financing uses	0	76,161	76,161	(8,575)
Fund balances, October 1	0	(8,236)	(8,236)	339
Fund balances, September 30	\$ 0	\$ 67,925	\$ 67,925	\$ (8,236)

CITY OF DAHLONEGA, GEORGIA
HOTEL/MOTEL TAX SPECIAL REVENUE FUND
COMPARATIVE BALANCE SHEETS
September 30, 2023 and 2022

	2023	2022
ASSETS		
Cash	\$ 0	\$ 112,863
Taxes receivable	68,699	60,809
Total assets	\$ 68,699	\$ 173,672
LIABILITIES AND FUND BALANCES		
Liabilities		
Accounts payable	\$ 68,699	\$ 173,672
Fund balances		
Assigned for Housing and Development	0	0
Total liabilities and fund balances	\$ 68,699	\$ 173,672

CITY OF DAHLONEGA, GEORGIA
HOTEL/MOTEL TAX SPECIAL REVENUE FUND
SCHEDULE OF REVENUES, EXPENDITURES AND
CHANGES IN FUND BALANCES
BUDGET (GAAP BASIS) AND ACTUAL

For the fiscal year ended September 30, 2023

(With comparative actual amounts for the fiscal year ended September 30, 2022)

	2023			2022
	Final Budget	Actual	Variance	Actual
REVENUES				
Hotel/Motel taxes	\$ 1,380,000	\$ 720,668	\$ (659,332)	\$ 706,716
Interest	700	2,885	2,185	211
Total revenues	<u>1,380,700</u>	<u>723,553</u>	<u>(657,147)</u>	<u>706,927</u>
EXPENDITURES				
Current				
Housing and Development				
Tourism				
Chamber of Commerce	585,638	304,113	281,525	266,947
Downtown Development Authority	167,325	88,330	78,995	47,616
Total expenditures	<u>752,963</u>	<u>392,443</u>	<u>360,520</u>	<u>314,563</u>
Excess (deficiency) of revenues over (under) expenditures	<u>627,737</u>	<u>331,110</u>	<u>(296,627)</u>	<u>392,364</u>
Other financing sources (uses)				
Transfers in (out)				
General Fund	(209,424)	(110,285)	99,139	(61,458)
General Government Capital Projects Fund	(418,313)	(220,825)	197,488	(330,906)
Total other financing sources (uses)	<u>(627,737)</u>	<u>(331,110)</u>	<u>296,627</u>	<u>(392,364)</u>
Excess (deficiency) of revenues and other financing sources over (under) expenditures and other financing uses	0	0	0	0
Fund balances, October 1	<u>0</u>	<u>0</u>	<u>0</u>	<u>0</u>
Fund balances, September 30	<u><u>\$ 0</u></u>	<u><u>\$ 0</u></u>	<u><u>\$ 0</u></u>	<u><u>\$ 0</u></u>



DAHLONEGA

L G H P EST. 1833

FIRST MAJOR U.S. GOLD RUSH

CAPITAL PROJECTS FUNDS

CAPITAL PROJECTS FUNDS ARE USED TO ACCOUNT FOR FINANCIAL RESOURCES TO BE USED FOR THE ACQUISITION OR CONSTRUCTION OF SPECIFICALLY PLANNED PROJECTS (OTHER THAN THOSE FINANCED BY THE PROPRIETARY OR FIDUCIARY FUNDS).

Grants Capital Projects Fund

This fund is used to account for long-term capital improvement projects financed by Federal and State grants along with contributions from the City.

Special Purpose Local Option Sales Tax Fund

This fund is used to account for long-term projects financed by the passage of a special purpose local option sales tax.

General Government Capital Projects Fund

This fund is used to account for long-term general government projects financed by contributions from the City.

2019 Transportation Special Purpose Local Option Sales Tax Fund

This fund is used to account for long-term transportation projects financed by the passage of a special purpose local option sales tax.

CITY OF DAHLONEGA, GEORGIA
GRANTS CAPITAL PROJECTS FUND
COMPARATIVE BALANCE SHEETS
September 30, 2023 and 2022

	2023	2022
ASSETS		
Cash and cash equivalents	\$ 6,680	\$ 6,680
Total assets	\$ 6,680	\$ 6,680
LIABILITIES AND FUND BALANCES		
Fund balances		
Assigned to capital outlay	\$ 6,680	\$ 6,680
Total liabilities and fund balances	\$ 6,680	\$ 6,680

CITY OF DAHLONEGA, GEORGIA
GRANTS CAPITAL PROJECTS FUND
COMPARATIVE STATEMENTS OF REVENUES, EXPENDITURES
AND CHANGES IN FUND BALANCES
For the fiscal years ended September 30, 2023 and 2022

	2023	2022
REVENUES		
Total revenues	\$ 0	\$ 0
EXPENDITURES		
Total expenditures	0	0
Excess (deficiency) of revenues over (under) expenditures	0	0
Fund balances, October 1	6,680	6,680
Fund balances, September 30	\$ 6,680	\$ 6,680

CITY OF DAHLONEGA, GEORGIA
SPECIAL PURPOSE LOCAL OPTION SALES TAX
CAPITAL PROJECTS FUND
COMPARATIVE BALANCE SHEETS
September 30, 2023 and 2022

	<u>2023</u>	<u>2022</u>
ASSETS		
Cash and cash equivalents	\$ 995,896	\$ 564,337
Intergovernmental receivable	<u>218,957</u>	<u>208,567</u>
Total assets	<u><u>\$ 1,214,853</u></u>	<u><u>\$ 772,904</u></u>
 LIABILITIES AND FUND BALANCES		
Liabilities		
Accounts payable	\$ 340	\$ 0
 Fund balances		
Restricted for capital outlay	<u>1,214,513</u>	<u>772,904</u>
Total liabilities and fund balances	<u><u>\$ 1,214,853</u></u>	<u><u>\$ 772,904</u></u>

CITY OF DAHLONEGA, GEORGIA
SPECIAL PURPOSE LOCAL OPTION SALES TAX
CAPITAL PROJECTS FUND
COMPARATIVE STATEMENTS OF REVENUES, EXPENDITURES
AND CHANGES IN FUND BALANCES
For the fiscal years ended September 30, 2023 and 2022

	<u>2023</u>	<u>2022</u>
REVENUES		
Intergovernmental	\$ 1,408,450	\$ 1,281,347
Interest	<u>15,479</u>	<u>313</u>
Total revenues	<u>1,423,929</u>	<u>1,281,660</u>
 EXPENDITURES		
Capital outlay		
Public Works	<u>232,320</u>	<u>308,431</u>
Excess (deficiency) of revenues over (under) expenditures	<u>1,191,609</u>	<u>973,229</u>
Other financing sources (uses)		
Transfers in (out)		
Stormwater Fund	(250,000)	(214,890)
Water and Sewage Fund	<u>(500,000)</u>	<u>(429,780)</u>
Total other financing sources (uses)	<u>(750,000)</u>	<u>(644,670)</u>
Excess (deficiency) of revenues and other financing sources over (under) expenditures and other financing sources	441,609	328,559
Fund balances, October 1	<u>772,904</u>	<u>444,345</u>
Fund balances, September 30	<u><u>\$ 1,214,513</u></u>	<u><u>\$ 772,904</u></u>

CITY OF DAHLONEGA, GEORGIA
GENERAL GOVERNMENT CAPITAL PROJECTS FUND
COMPARATIVE BALANCE SHEETS
September 30, 2023 and 2022

	2023	2022
ASSETS		
Cash and cash equivalents	\$ 1,798,820	\$ 2,610,356
Total assets	\$ 1,798,820	\$ 2,610,356
LIABILITIES AND FUND BALANCES		
Liabilities		
Accounts payable	\$ 136,485	\$ 113,515
Retainages payable	74,557	88,711
Total liabilities	211,042	202,226
Fund balances		
Assigned to capital outlay	1,587,778	2,408,130
Total liabilities and fund balances	\$ 1,798,820	\$ 2,610,356

CITY OF DAHLONEGA, GEORGIA
GENERAL GOVERNMENT CAPITAL PROJECTS FUND
COMPARATIVE STATEMENTS OF REVENUES, EXPENDITURES
AND CHANGES IN FUND BALANCES
For the fiscal years ended September 30, 2023 and 2022

	2023	2022
REVENUES		
Charges for services	\$ 72,901	\$ 39,451
Intergovernmental	105,000	0
Interest	39,660	1,857
Other	1,352	0
Total revenues	218,913	41,308
EXPENDITURES		
Capital Outlay		
General Government	1,189,147	1,012,472
Public Safety	0	52,519
Public Works	0	57,945
Housing and Development	70,943	71,401
Total expenditures	1,260,090	1,194,337
Excess (deficiency) of revenues over (under) expenditures	(1,041,177)	(1,153,029)
Other financing sources (uses)		
Transfers in (out)		
General Fund	0	800,000
Hotel/Motel Tax Fund	220,825	330,906
Total other financing sources (uses)	220,825	1,130,906
Excess (deficiency) of revenues and other financing sources over (under) expenditures and other financing sources (uses)	(820,352)	(22,123)
Fund balances, October 1	2,408,130	2,430,253
Fund balances, September 30	\$ 1,587,778	\$ 2,408,130

CITY OF DAHLONEGA, GEORGIA
2019 TRANSPORTATION SPECIAL PURPOSE LOCAL OPTION SALES TAX
CAPITAL PROJECTS FUND
COMPARATIVE BALANCE SHEETS
September 30, 2023 and 2022

	2023	2022
ASSETS		
Cash and cash equivalents	\$ 3,632,707	\$ 1,958,499
Intergovernment receivable	221,573	320,319
Total assets	\$ 3,854,280	\$ 2,278,818
 LIABILITIES AND FUND BALANCES		
Liabilities		
Accounts payable	\$ 231,880	\$ 5,552
Retainages payable	21,847	0
Total liabilities	253,727	5,552
 Fund balances		
Restricted to capital outlay	3,600,553	2,273,266
Total liabilities and fund balances	\$ 3,854,280	\$ 2,278,818

CITY OF DAHLONEGA, GEORGIA
2019 TRANSPORTATION SPECIAL PURPOSE LOCAL OPTION SALES TAX
CAPITAL PROJECTS FUND
COMPARATIVE STATEMENTS OF REVENUES, EXPENDITURES
AND CHANGES IN FUNDS BALANCES
For the fiscal years ended September 30, 2023 and 2022

	2023	2022
REVENUES		
Intergovernmental	\$ 1,840,414	\$ 844,065
Interest	54,768	1,402
Total revenues	1,895,182	845,467
EXPENDITURES		
Capital outlay		
Public Works	567,895	228,115
Excess (deficiency) of revenues over (under) expenditures	1,327,287	617,352
Fund balances, October 1	2,273,266	1,655,914
Fund balances, September 30	\$ 3,600,553	\$ 2,273,266



DAHLONEGA

L G H P EST. 1833

FIRST MAJOR U.S. GOLD RUSH

ENTERPRISE FUNDS

ENTERPRISE FUNDS ARE USED TO ACCOUNT FOR OPERATIONS THAT ARE FINANCED AND OPERATED IN A MANNER SIMILAR TO PRIVATE BUSINESS ENTERPRISES. THE FUNDS ARE SELF-SUPPORTING IN NATURE WHERE THE COSTS, INCLUDING DEPRECIATION, OF PROVIDING GOODS OR SERVICES TO THE GENERAL PUBLIC ON A CONTINUING BASIS ARE FINANCED OR RECOVERED PRIMARILY THROUGH USER CHARGES.

Water and Sewage Fund

This fund is used to account for activities connected with the development, operation and maintenance of water and sewer services in the City of Dahlonega.

Solid Waste Fund

This fund is used to account for activities connected with the collection and disposal of residential, commercial, industrial, and institutional solid waste in the City of Dahlonega.

Stormwater Fund

This fund is used to account for activities connected with the development, operation and maintenance of Stormwater services and infrastructure in the City of Dahlonega.

CITY OF DAHLONEGA, GEORGIA
WATER AND SEWAGE ENTERPRISE FUND
COMPARATIVE STATEMENTS OF NET POSITION
September 30, 2023 and 2022

	2023	2022
ASSETS		
Current assets		
Cash and cash equivalents	\$ 2,769,503	\$ 1,985,026
Investments	4,883,249	4,884,276
Interest receivable	7,991	9,483
Accounts receivable (net)	640,486	689,233
Intergovernmental receivable	82,467	0
Inventory	265,223	212,709
Due from other funds	553	0
Prepaid items	193,611	191,358
Total current assets	8,843,083	7,972,085
Restricted assets		
Debt Redemption		
Cash and cash equivalents	170,722	169,928
Customer Deposits		
Cash and cash equivalents	220,039	225,428
Total restricted assets	390,761	395,356
Noncurrent assets		
Capital assets		
Land	3,348,989	3,348,989
Construction in progress	1,506,449	233,010
Improvements	3,594,456	3,548,504
Buildings	25,654,710	25,584,873
Infrastructure	26,606,012	26,548,777
Machinery and equipment	4,027,402	3,998,360
Intangible	180,883	25,000
Intangible right-to-use assets		
Vehicles	27,613	0
Accumulated depreciation/amortization	(29,558,343)	(27,650,301)
Total capital assets, net	35,388,171	35,637,212
Net pension asset	0	45,184
Total noncurrent assets	35,388,171	35,682,396
Total assets	44,622,015	44,049,837
DEFERRED OUTFLOWS OF RESOURCES		
Deferred outflows of resources - pension	355,463	161,812
Deferred charges on refunding	2,515,655	2,648,058
Total deferred outflows of resources	2,871,118	2,809,870

CITY OF DAHLONEGA, GEORGIA
WATER AND SEWAGE ENTERPRISE FUND
COMPARATIVE STATEMENTS OF NET POSITION
September 30, 2023 and 2022

	<u>2023</u>	<u>2022</u>
LIABILITIES		
Current liabilities		
Payables		
Accounts	\$ 183,478	\$ 54,114
Intergovernmental	2,246	2,730
Interest	11,721	12,482
Retainages	40,661	0
Unearned revenue	1,440,381	414,880
Accrued salaries and payroll expenses	24,626	20,017
Compensated absences	60,400	59,076
Leases payable	6,720	0
Notes payable	262,824	253,576
Total current liabilities	<u>2,033,057</u>	<u>816,875</u>
Current liabilities payable from restricted assets		
Interest payable	67,498	70,706
Customer deposits payable	221,239	226,978
Revenue bonds payable	810,000	770,000
Total liabilities payable from restricted assets	<u>1,098,737</u>	<u>1,067,684</u>
Noncurrent liabilities		
Net pension liability	433,621	0
Compensated absences	16,056	15,704
Leases payable	17,009	0
Notes payable	5,034,982	5,418,557
Revenue bonds payable	21,095,792	21,933,991
Total noncurrent liabilities	<u>26,597,460</u>	<u>27,368,252</u>
Total liabilities	<u>29,729,254</u>	<u>29,252,811</u>
DEFERRED INFLOWS OF RESOURCES		
Deferred inflows of resources - pension	57,450	335,107
NET POSITION		
Net investment in capital assets	10,635,838	9,909,146
Restricted for debt service	102,024	97,672
Unrestricted	6,968,567	7,264,971
Total net position	<u>\$ 17,706,429</u>	<u>\$ 17,271,789</u>

CITY OF DAHLONEGA, GEORGIA
WATER AND SEWAGE ENTERPRISE FUND
COMPARATIVE STATEMENTS OF REVENUES, EXPENSES AND
CHANGES IN NET POSITION
For the fiscal years ended September 30, 2023 and 2022

	2023	2022
OPERATING REVENUES		
Charges for sales and services		
Water sales	\$ 3,091,632	\$ 3,095,940
Sewer charges	1,944,828	2,138,257
Tap fees	578,000	232,540
Other charges and fees	113,273	92,937
	5,727,733	5,559,674
OPERATING EXPENSES		
Cost of sales and services	1,743,730	1,392,785
Personal services	1,296,688	1,096,603
Depreciation	1,929,753	1,885,919
	4,970,171	4,375,307
Operating income (loss)	757,562	1,184,367
Non-operating revenues (expenses)		
Interest revenue	258,995	47,600
Investment revenue (loss)	(1,027)	(115,724)
Interest expense	(1,101,435)	(1,144,827)
Intergovernmental	16,170	414,015
Distribution of capital assets to Governmental Activities	0	(50,438)
Gain (loss) on sale of capital assets	4,375	(29,412)
	(822,922)	(878,786)
Net income (loss) before transfers	(65,360)	305,581
Transfers in (out)		
American Rescue Plan Act Fund	0	31,676
SPLOST Fund	500,000	429,780
	500,000	461,456
Change in net position	434,640	767,037
Net position, October 1	17,271,789	16,504,752
Net position, September 30	\$ 17,706,429	\$ 17,271,789

CITY OF DAHLONEGA, GEORGIA
WATER AND SEWAGE ENTERPRISE FUND
COMPARATIVE STATEMENTS OF CASH FLOWS
For the fiscal years ended September 30, 2023 and 2022

	2023	2022
Cash flows from operating activities:		
Receipts from customers	\$ 6,713,775	\$ 5,962,275
Payments to suppliers	(1,669,617)	(1,460,813)
Payments to employees	(1,282,906)	(1,207,594)
	3,761,252	3,293,868
Cash flows from non-capital financing activities:		
Receipts from other governments	16,170	414,015
Payments to other funds	(553)	0
	15,617	414,015
Cash flows from capital and related financing activities:		
Receipts from other funds	500,000	461,456
Proceeds from sale of capital assets	29,166	0
Payments for acquisitions of capital assets	(1,637,229)	(1,620,144)
Principal payments on revenue bonds	(770,000)	(735,000)
Principal payments on promissory notes	(374,327)	(248,145)
Principal payments on leases payable	(3,884)	0
Interest paid	(1,001,200)	(1,044,133)
	(3,257,474)	(3,185,966)
Cash flows from investing activities:		
Interest received	260,487	38,117
Proceeds from sale of investments	1,027	115,724
Purchase of investments	(1,027)	(5,115,724)
	260,487	(4,961,883)
Net increase (decrease) in cash and cash equivalents	779,882	(4,439,966)
Cash and cash equivalents, October 1	2,380,382	6,820,348
Cash and cash equivalents, September 30	\$ 3,160,264	\$ 2,380,382

CITY OF DAHLONEGA, GEORGIA
WATER AND SEWAGE ENTERPRISE FUND
COMPARATIVE STATEMENTS OF CASH FLOWS
For the fiscal years ended September 30, 2023 and 2022

	2023	2022
Reconciliation of operating income (loss) to net cash provided (used) by operating activities:		
Operating income (loss)	\$ 757,562	\$ 1,184,367
Adjustments to reconcile operating income to net cash provided by operating activities:		
Depreciation expense	1,929,753	1,885,919
(Increase) decrease in accounts receivable	48,747	(24,790)
(Increase) decrease in intergovernmental receivable	(82,467)	0
(Increase) decrease in inventory	(52,514)	(27,669)
(Increase) decrease in prepaid items	(2,253)	(2,502)
(Increase) decrease in deferred outflows related to pension	(193,651)	41,326
(Increase) decrease in net pension asset	45,184	(45,184)
Increase (decrease) in accounts payable	129,364	(37,983)
Increase (decrease) in unearned revenue	1,025,501	414,880
Increase (decrease) in intergovernmental payable	(484)	126
Increase (decrease) in payroll liabilities	6,285	(13,038)
Increase (decrease) in net pension liability	433,621	(321,315)
Increase (decrease) in deferred inflows related to pension	(277,657)	227,220
Increase (decrease) in deposits payable	(5,739)	12,511
Total adjustments	3,003,690	2,109,501
Net cash provided (used) by operating activities	\$ 3,761,252	\$ 3,293,868
Cash and cash equivalents reconciliation:		
Cash and cash equivalents	\$ 2,769,503	\$ 1,985,026
Debt Redemption		
Cash and cash equivalents	170,722	169,928
Customer Deposits		
Cash and cash equivalents	220,039	225,428
Total cash and cash equivalents	\$ 3,160,264	\$ 2,380,382

Noncash investing, capital, and financing activities

Distributions of capital assets to other funds totaled \$0 and \$50,438 for the fiscal years ended September 30, 2023 and 2022, respectively.

Acquisitions of capital assets through retainage payable totaled \$40,611 and \$0 for the fiscal years ended September 30, 2023 and 2022, respectively.

Acquisitions of right-to-use intangible assets through lease liabilities totaled \$27,613 and \$0 for the fiscal years ended September 30, 2023 and 2022, respectively.

CITY OF DAHLONEGA, GEORGIA
SOLID WASTE ENTERPRISE FUND
COMPARATIVE STATEMENTS OF NET POSITION
September 30, 2023 and 2022

	2023	2022
ASSETS		
Current assets		
Cash and cash equivalents	\$ 944,532	\$ 753,521
Prepaid items	10,283	9,672
Accounts receivable (net)	121,898	126,630
Total current assets	1,076,713	889,823
Noncurrent assets		
Capital assets		
Improvements	27,576	16,921
Buildings	249,728	249,728
Machinery and equipment	859,648	834,469
Intangible right-to-use Assets		
Vehicles	74,158	0
Accumulated depreciation/amortization	(747,650)	(647,454)
Total capital assets, net	463,460	453,664
Net pension asset	0	18,022
Total noncurrent assets	463,460	471,686
Total assets	1,540,173	1,361,509
DEFERRED OUTFLOWS OF RESOURCES		
Deferred outflows of resources - pension	132,625	64,540
LIABILITIES		
Current liabilities		
Accounts payable	23,921	13,216
Intergovernmental payable	333	333
Accrued salaries and payroll expenses	7,952	6,447
Due to other funds	14,916	0
Compensated absences	8,583	12,824
Leases payable	17,897	0
Notes payable	2,822	33,099
Interest payable	3	42
Total current liabilities	76,427	65,961
Noncurrent liabilities		
Net pension liability	161,787	0
Leases payable	51,751	0
Notes payable	0	2,822
Compensated absences	2,282	3,409
Total noncurrent liabilities	215,820	6,231
Total liabilities	292,247	72,192
DEFERRED INFLOWS OF RESOURCES		
Deferred inflows of resources - pension	13,486	120,589
NET POSITION		
Net investment in capital assets	390,990	417,743
Unrestricted	976,075	815,525
Total net position	\$ 1,367,065	\$ 1,233,268

CITY OF DAHLONEGA, GEORGIA
SOLID WASTE ENTERPRISE FUND
COMPARATIVE STATEMENTS OF REVENUES, EXPENSES AND
CHANGES IN NET POSITION
For the fiscal years ended September 30, 2023 and 2022

	<u>2023</u>	<u>2022</u>
OPERATING REVENUES		
Charges for sales and services	\$ 1,074,617	\$ 1,057,383
Other	570	54
Total operating revenues	<u>1,075,187</u>	<u>1,057,437</u>
OPERATING EXPENSES		
Cost of sales and services	407,068	391,169
Personal services	475,057	402,255
Depreciation	75,017	69,621
Total operating expenses	<u>957,142</u>	<u>863,045</u>
Operating income (loss)	<u>118,045</u>	<u>194,392</u>
Non-operating revenues (expenses)		
Interest income	16,600	494
Interest expense	(848)	(2,224)
Total non-operating revenues (expenses)	<u>15,752</u>	<u>(1,730)</u>
Change in net position	133,797	192,662
Net position, October 1	<u>1,233,268</u>	<u>1,040,606</u>
Net position, September 30	<u><u>\$ 1,367,065</u></u>	<u><u>\$ 1,233,268</u></u>

CITY OF DAHLONEGA, GEORGIA
SOLID WASTE ENTERPRISE FUND
COMPARATIVE STATEMENTS OF CASH FLOWS
For the fiscal years ended September 30, 2023 and 2022

	2023	2022
Cash flows from operating activities:		
Receipts from customers	\$ 1,079,349	\$ 1,056,478
Payments to suppliers	(396,974)	(386,168)
Payments to employees	(474,299)	(453,249)
Other receipts	570	54
Net cash provided (used) by operating activities	208,646	217,115
Cash flows from non-capital financing activities:		
Receipts from other funds	14,916	0
Cash flows from capital and related financing activities:		
Payments for acquisitions of capital assets	(10,655)	0
Principal payments on notes payable	(33,099)	(31,724)
Principal payments on leases payable	(4,510)	0
Interest paid	(887)	(2,262)
Net cash provided (used) by capital and related financing activities	(49,151)	(33,986)
Cash flows from investing activities:		
Interest received	16,600	494
Net increase (decrease) in cash and cash equivalents	191,011	183,623
Cash and cash equivalents, October 1	753,521	569,898
Cash and cash equivalents, September 30	\$ 944,532	\$ 753,521
Reconciliation of operating income (loss) to net cash provided (used) by operating activities:		
Operating income (loss)	\$ 118,045	\$ 194,392
Adjustments to reconcile operating income to net cash provided (used) by operating activities:		
Depreciation expense	75,017	69,621
(Increase) decrease in accounts receivable	4,732	(904)
(Increase) decrease in prepaid items	(611)	79
(Increase) decrease in deferred outflows related to pension	(68,085)	16,482
(Increase) decrease in net pension asset	18,022	(18,022)
Increase (decrease) in accounts payable	10,705	4,822
Increase (decrease) in intergovernmental payable	0	99
Increase (decrease) in payroll liabilities	(3,863)	(16,280)
Increase (decrease) in net pension liability	161,787	(128,158)
Increase (decrease) in deferred inflows related to pension	(107,103)	94,984
Total adjustments	90,601	22,723
Net cash provided (used) by operating activities	\$ 208,646	\$ 217,115

Noncash investing, capital, and financing activities

Acquisitions of right-to-use intangible assets through lease liabilities totaled \$74,158 and \$0 for the fiscal years ended September 30, 2023 and 2022, respectively.

CITY OF DAHLONEGA, GEORGIA
STORMWATER ENTERPRISE FUND
COMPARATIVE STATEMENTS OF NET POSITION
September 30, 2023 and 2022

	2023	2022
ASSETS		
Current assets		
Cash and cash equivalents	\$ 601,372	\$ 516,510
Accounts receivable (net)	32,246	42,135
Prepaid items	2,150	2,742
Total current assets	635,768	561,387
Capital assets		
Construction in progress	250,947	129,350
Infrastructure	1,403,389	1,403,389
Machinery and equipment	176,315	89,786
Intangible	87,250	87,250
Accumulated depreciation	(509,925)	(435,258)
Total capital assets (net of accumulated depreciation)	1,407,976	1,274,517
Total assets	2,043,744	1,835,904
LIABILITIES		
Current liabilities		
Accounts payable	738	112,814
Retainages payable	0	12,535
Accrued salaries and payroll expenses	1,672	1,396
Compensated absences	3,239	3,887
Total current liabilities	5,649	130,632
Noncurrent liabilities		
Compensated absences	861	1,033
Total liabilities	6,510	131,665
NET POSITION		
Investment in capital assets	1,407,976	1,149,168
Unrestricted	629,258	555,071
Total net position	\$ 2,037,234	\$ 1,704,239

CITY OF DAHLONEGA, GEORGIA
STORMWATER ENTERPRISE FUND
COMPARATIVE STATEMENTS OF REVENUES, EXPENSES AND
CHANGES IN NET POSITION
For the fiscal years ended September 30, 2023 and 2022

	<u>2023</u>	<u>2022</u>
OPERATING REVENUES		
Charges for sales and services	\$ 348,590	\$ 356,956
OPERATING EXPENSES		
Cost of sales and services	497,956	504,092
Personal services	64,560	76,163
Depreciation	74,667	38,050
Total operating expenses	<u>637,183</u>	<u>618,305</u>
Operating income (loss)	<u>(288,593)</u>	<u>(261,349)</u>
Non-operating revenues (expenses)		
Interest income	10,329	492
Intergovernmental	0	85,000
Total non-operating revenues (expenses)	<u>10,329</u>	<u>(175,857)</u>
Net income (loss) before capital contributions and transfers	(278,264)	(175,857)
Capital contributions		
Contribution of capital assets from governmental activities	0	603,070
Net income (loss) before transfers	<u>(278,264)</u>	<u>427,213</u>
Transfers in (out)		
General Fund	361,259	421,259
SPLOST Fund	250,000	214,890
Total transfers in (out)	<u>611,259</u>	<u>636,149</u>
Change in net position	332,995	1,063,362
Net position, October 1	<u>1,704,239</u>	<u>640,877</u>
Net position, September 30	<u><u>\$ 2,037,234</u></u>	<u><u>\$ 1,704,239</u></u>

CITY OF DAHLONEGA, GEORGIA
STORMWATER ENTERPRISE FUND
COMPARATIVE STATEMENTS OF CASH FLOWS
For the fiscal years ended September 30, 2023 and 2022

	<u>2023</u>	<u>2022</u>
Cash flows from operating activities:		
Receipts from customers	\$ 358,479	\$ 354,341
Payments to suppliers	(621,975)	(381,617)
Payments to employees	(65,104)	(78,729)
Net cash provided (used) by operating activities	<u>(328,600)</u>	<u>(106,005)</u>
Cash flows from non-capital financing activities:		
Receipts from other funds	361,259	421,259
Receipts from other governments	0	85,000
Net cash provided (used) by capital and related financing activities	<u>361,259</u>	<u>506,259</u>
Cash flows from capital and related financing activities:		
Receipts from other funds	250,000	214,890
Payments for acquisitions of capital assets	(208,126)	(622,210)
Net cash provided (used) by capital and related financing activities	<u>41,874</u>	<u>(407,320)</u>
Cash flows from investing activities:		
Interest received	10,329	492
Net increase (decrease) in cash and cash equivalents	84,862	(6,574)
Cash and cash equivalents, October 1	516,510	523,084
Cash and cash equivalents, September 30	<u>\$ 601,372</u>	<u>\$ 516,510</u>
Reconciliation of operating income (loss) to net cash provided (used) by operating activities:		
Operating income (loss)	\$ (288,593)	\$ (261,349)
Adjustments to reconcile operating income to net cash provided (used) by operating activities:		
Depreciation expense	74,667	38,050
(Increase) decrease in accounts receivable	9,889	(2,615)
(Increase) decrease in prepaid items	592	(1,260)
Increase (decrease) in accounts payable	(112,076)	111,200
Increase (decrease) in retainages payable	(12,535)	12,535
Increase (decrease) in payroll liabilities	(544)	(2,566)
Total adjustments	<u>(40,007)</u>	<u>155,344</u>
Net cash provided (used) by operating activities	<u>\$ (328,600)</u>	<u>\$ (106,005)</u>

Noncash investing, capital, and financing activities

Contributions of capital assets from other funds totaled \$0 and \$603,070 for the fiscal years ended September 30, 2023 and 2022, respectively.

COMPONENT UNIT

Downtown Development Authority

This component unit is used to account for governmental revenues and contributions reserved for City Business Development.

CITY OF DAHLONEGA, GEORGIA
DOWNTOWN DEVELOPMENT AUTHORITY (A COMPONENT UNIT)
COMPARATIVE BALANCE SHEETS
September 30, 2023 and 2022

	2023	2022
ASSETS		
Cash and cash equivalents	\$ 651,350	\$ 578,215
Intergovernmental receivable	0	151,305
Prepaid items	5,519	4,275
	\$ 656,869	\$ 733,795
Total assets		
 LIABILITIES AND FUND BALANCES		
Current Liabilities		
Accounts payable	\$ 4,572	\$ 884
Accrued salaries and payroll liabilities	3,372	2,813
	7,944	3,697
Total liabilities		
Fund balances		
Nonspendable:		
Prepaid items	5,519	4,275
Assigned to:		
Redevelopment projects	190,461	190,512
Operations	452,945	535,311
	648,925	730,098
Total fund balances		
Total liabilities and fund balances	\$ 656,869	\$ 733,795

CITY OF DAHLONEGA, GEORGIA
DOWNTOWN DEVELOPMENT AUTHORITY (A COMPONENT UNIT)
SCHEDULE OF REVENUES, EXPENDITURES, AND
CHANGES IN FUND BALANCES
BUDGET (GAAP BASIS) AND ACTUAL

For the fiscal year ended September 30, 2023

(With comparative actual amounts for the fiscal year ended September 30, 2022)

	2023			2022
	Final Budget	Actual	Variance	Actual
REVENUES				
Intergovernmental	\$ 232,450	\$ 238,331	\$ 5,881	\$ 333,921
Contributions	100	3,000	2,900	80
Other	1,700	18,009	16,309	1,379
Total revenues	234,250	259,340	25,090	335,380
EXPENDITURES				
Current				
Housing and Development				
Personal services	156,226	187,498	(31,272)	161,940
Contract services	89,733	104,799	(15,066)	101,036
Supplies and materials	43,671	45,451	(1,780)	12,895
Payments to others	0	0	0	10,923
Capital outlay				
Housing and Development	41,000	25,304	15,696	0
Debt service				
Principal	0	2,564	(2,564)	0
Interest	0	201	(201)	0
Total expenditures	330,630	365,817	(35,187)	286,794
Excess of revenues over (under) expenditures	(96,380)	(106,477)	(10,097)	48,586
Other financing sources (uses)				
Contingency	24,411	0	24,411	0
Proceeds from issuance of lease	0	25,304	(25,304)	0
Total other financing sources (uses)	24,411	25,304	(893)	0
Excess (deficiency) of revenues and other financing sources over (under) expenditures and other financing uses	(71,969)	(81,173)	(10,990)	48,586
Fund balances, October 1	71,969	730,098	658,129	681,512
Fund balances, September 30	\$ 0	\$ 648,925	\$ 648,925	\$ 730,098



DAHLONEGA

L G H P  EST. 1833

FIRST MAJOR U.S. GOLD RUSH

STATISTICAL SECTION



DAHLONEGA

L G H P  EST. 1833

FIRST MAJOR U.S. GOLD RUSH



This part of the City of Dahlonega’s annual comprehensive financial report presents detailed information as a context for understanding what the information in the financial statements, note disclosures, and supplementary information reveals about the City’s overall financial health.

CONTENTS

PAGES

Financial Trends.....120 - 133

These tables/schedules contain trend information designed to assist the reader in understanding how the City has performed from a financial perspective over time.

Revenue Capacity.....134 - 141

These tables/schedules contain information that may assist the reader in assessing the viability of the City’s most significant revenue sources.

Debt Capacity.....142 - 148

These tables/schedules present information designed to assist the reader in analyzing the affordability of the City’s current levels of outstanding debt, and the City’s ability to issue additional debt in the future.

Demographic and Economic Information.....149 - 150

These tables/schedules offer demographic, economic and statistical information intended to assist the reader in understanding the environment in which the City’s financial activities take place.

Operating Information.....151 - 154

These tables/schedules contain service and infrastructure data to assist the reader in understanding how the information in the City’s financial report relates to the services the government provides and the activities it performs.

Source: Unless otherwise noted, the information in these tables is derived from the annual financial report for the relevant year.

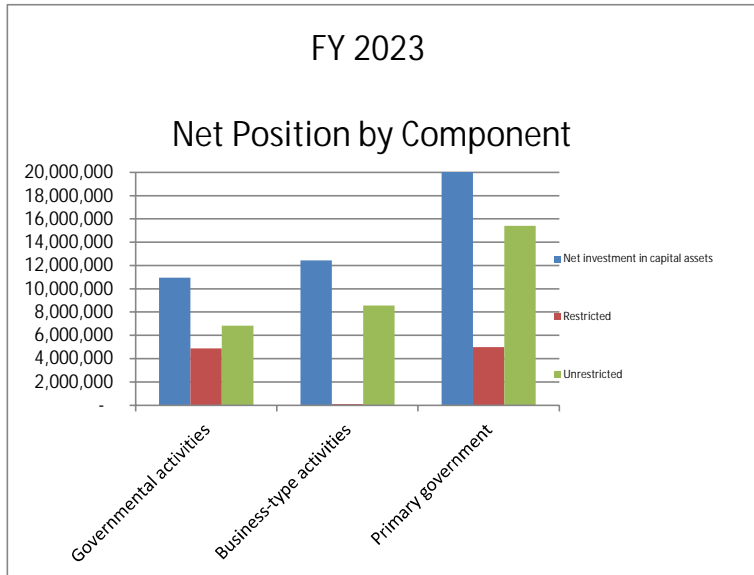
CITY OF DAHLONEGA, GEORGIA

NET POSITION BY COMPONENT

LAST TEN FISCAL YEARS
(ACCRUAL BASIS OF ACCOUNTING)

	Fiscal Year			
	2014	2015	2016	2017
Governmental activities				
Net investment in capital assets	\$ 5,598,272	\$ 5,805,471	\$ 5,562,810	\$ 5,472,664
Restricted	252,358	448,697	860,756	566,808
Unrestricted	3,863,183	3,703,238	3,980,446	4,645,595
Total governmental activities net position	\$ 9,713,813	\$ 9,957,406	\$ 10,404,012	\$ 10,685,067
Business-type activities				
Net investment in capital assets	\$ 10,254,910	\$ 6,537,167	\$ 9,615,293	\$ 11,231,363
Restricted	136,705	0	87,122	92,082
Unrestricted	2,936,982	5,409,094	2,147,886	3,060,769
Total business-type activities net position	\$ 13,328,597	\$ 11,946,261	\$ 11,850,301	\$ 14,384,214
Primary government				
Net investment in capital assets	\$ 15,853,182	\$ 12,342,638	\$ 15,178,103	\$ 16,704,027
Restricted	389,063	448,697	947,878	658,890
Unrestricted	6,800,165	9,112,332	6,128,332	7,706,364
Total primary government net position	\$ 23,042,410	\$ 21,903,667	\$ 22,254,313	\$ 25,069,281

Fiscal Year						
2018	2019	2020	2021	2022	2023	
\$ 7,448,103	\$ 8,326,640	\$ 8,970,314	\$ 8,970,511	\$ 9,596,878	\$ 10,966,662	
5,295	203,743	687,604	2,100,598	3,046,170	4,882,991	
4,190,530	4,071,005	4,472,393	5,024,737	5,111,764	6,834,368	
<u>\$ 11,643,928</u>	<u>\$ 12,601,388</u>	<u>\$ 14,130,311</u>	<u>\$ 16,095,846</u>	<u>\$ 17,754,812</u>	<u>\$ 22,684,021</u>	
\$ 10,460,247	\$ 10,002,631	\$ 10,238,642	\$ 9,620,755	\$ 11,476,057	\$ 12,434,804	
90,000	91,667	93,333	96,026	97,672	102,024	
4,146,739	6,061,483	6,178,851	8,171,454	8,635,567	8,573,900	
<u>\$ 14,696,986</u>	<u>\$ 16,155,781</u>	<u>\$ 16,510,826</u>	<u>\$ 17,888,235</u>	<u>\$ 20,209,296</u>	<u>\$ 21,110,728</u>	
\$ 17,908,350	\$ 18,329,271	\$ 19,208,956	\$ 18,591,266	\$ 21,072,935	\$ 23,401,466	
95,295	295,410	780,937	2,196,624	3,143,842	4,985,015	
8,337,269	10,132,488	10,651,244	13,196,191	13,747,331	15,408,268	
<u>\$ 26,340,914</u>	<u>\$ 28,757,169</u>	<u>\$ 30,641,137</u>	<u>\$ 33,984,081</u>	<u>\$ 37,964,108</u>	<u>\$ 43,794,749</u>	



CITY OF DAHLONEGA, GEORGIA
CHANGES IN NET POSITION
LAST TEN FISCAL YEARS
(ACCRUAL BASIS OF ACCOUNTING)

Expenses	Fiscal Year			
	2014	2015	2016	2017
Governmental activities:				
General Government	\$ 1,038,602	\$ 1,121,681	\$ 1,179,559	\$ 1,211,344
Judicial	235,365	203,102	186,557	193,749
Public Safety	7,420	3,257	48,686	129,907
Public Works	1,157,314	1,018,991	1,448,891	1,187,875
Culture and Recreation	39,822	70,495	45,466	36,520
Housing and Development	577,068	570,761	642,001	814,697
Interest on long-term debt	0	0	0	0
Total governmental activities expenses	<u>3,055,591</u>	<u>2,988,287</u>	<u>3,551,160</u>	<u>3,574,092</u>
Business-type activities:				
Water and Sewage	5,338,885	5,747,593	5,129,529	5,236,533
Solid Waste	657,150	710,897	753,964	816,917
Stormwater	0	0	0	0
Total business-type activities expenses	<u>5,996,035</u>	<u>6,458,490</u>	<u>5,883,493</u>	<u>6,053,450</u>
Total primary government expenses	<u>\$ 9,051,626</u>	<u>\$ 9,446,777</u>	<u>\$ 9,434,653</u>	<u>\$ 9,627,542</u>
Program Revenues				
Governmental activities:				
Charges for services:				
General Government	\$ 108,752	\$ 103,408	\$ 103,745	\$ 122,775
Judicial	178,888	143,331	93,033	149,322
Public Works	47,680	73,745	66,500	54,600
Housing and Development	80,495	125,840	35,662	34,932
Operating grants and contributions	21,739	146,117	22,739	23,739
Capital grants and contributions	750,691	595,234	513,564	1,164,541
Total governmental activities program revenues	<u>1,188,245</u>	<u>1,187,675</u>	<u>835,243</u>	<u>1,549,909</u>
Business-Type activities:				
Charges for services:				
Water and Sewage	4,503,335	4,368,609	4,854,210	6,186,150
Solid Waste	577,185	609,243	692,998	894,973
Stormwater	0	0	0	0
Operating grants and contributions	0	0	0	0
Capital grants and contributions	604	0	0	0
Total business-type activities program revenues	<u>5,081,124</u>	<u>4,977,852</u>	<u>5,547,208</u>	<u>7,081,123</u>
Total primary government program revenues	<u>\$ 6,269,369</u>	<u>\$ 6,165,527</u>	<u>\$ 6,382,451</u>	<u>\$ 8,631,032</u>

Fiscal Year						
2018	2019	2020	2021	2022	2023	
\$ 1,310,477	\$ 1,306,925	\$ 1,404,229	\$ 867,342	\$ 954,803	\$ 1,003,955	
221,007	211,279	204,229	289,142	268,676	258,397	
259,183	331,487	370,003	405,032	448,915	603,744	
1,282,952	1,467,245	1,576,422	1,610,016	1,654,879	1,835,450	
38,205	43,632	55,408	77,376	55,267	81,139	
860,975	864,643	794,127	907,565	828,264	862,467	
0	0	0	45,122	29,289	26,817	
<u>3,972,799</u>	<u>4,225,211</u>	<u>4,404,418</u>	<u>4,201,595</u>	<u>4,240,093</u>	<u>4,671,969</u>	
5,340,214	5,652,223	5,342,261	5,412,156	5,549,546	6,071,606	
815,093	830,675	857,451	862,315	865,269	957,990	
0	0	0	562,400	618,305	637,183	
<u>6,155,307</u>	<u>6,482,898</u>	<u>6,199,712</u>	<u>6,836,871</u>	<u>7,033,120</u>	<u>7,666,779</u>	
<u>\$ 10,128,106</u>	<u>\$ 10,708,109</u>	<u>\$ 10,604,130</u>	<u>\$ 11,038,466</u>	<u>\$ 11,273,213</u>	<u>\$ 12,338,748</u>	
\$ 140,125	\$ 141,500	\$ 177,865	\$ 139,346	\$ 151,745	\$ 159,750	
120,874	218,939	165,069	237,804	183,225	192,081	
49,731	67,139	32,900	114,510	74,700	128,695	
29,796	84,919	59,607	83,705	119,176	138,522	
96,955	20,641	139,538	62,802	70,629	1,296,484	
975,500	1,077,432	1,533,743	2,372,303	2,114,443	3,443,212	
<u>1,412,981</u>	<u>1,610,570</u>	<u>2,108,722</u>	<u>3,010,470</u>	<u>2,713,918</u>	<u>5,358,744</u>	
4,992,916	5,799,883	5,247,553	5,542,902	5,559,674	5,727,733	
888,070	931,094	935,938	1,044,199	1,057,437	1,075,187	
0	0	0	284,202	356,956	348,590	
0	0	17,418	18,608	499,015	16,170	
0	373,308	0	0	0	0	
<u>5,880,986</u>	<u>7,104,285</u>	<u>6,200,909</u>	<u>6,889,911</u>	<u>7,473,082</u>	<u>7,167,680</u>	
<u>\$ 7,293,967</u>	<u>\$ 8,714,855</u>	<u>\$ 8,309,631</u>	<u>\$ 9,900,381</u>	<u>\$ 10,187,000</u>	<u>\$ 12,526,424</u>	

CITY OF DAHLONEGA, GEORGIA
CHANGES IN NET POSITION
LAST TEN FISCAL YEARS
(ACCRUAL BASIS OF ACCOUNTING)

	Fiscal Year			
	2014	2015	2016	2017
Net (expense)/revenue				
Governmental activities	\$ (1,888,553)	\$ (1,867,346)	\$ (1,800,612)	\$ (2,024,183)
Business-type activities	(1,267,530)	(914,911)	(1,480,638)	1,027,673
Total primary government net (expense)/revenue	<u>(3,156,083)</u>	<u>(2,782,257)</u>	<u>(3,281,250)</u>	<u>(996,510)</u>
General revenues and other changes in net position				
Governmental activities:				
Taxes				
Property	1,025,084	1,003,607	1,228,757	1,446,401
Local option sales	745,133	800,988	784,700	826,802
Franchise	490,264	528,287	542,288	521,189
Insurance premium	270,403	282,726	302,046	327,175
Intangibles	11,312	20,582	14,927	19,613
Alcoholic beverage	171,576	193,583	198,166	213,415
Occupational	116,749	109,168	120,042	114,773
Hotel/Motel and other	180,499	211,683	236,527	268,737
Investment earnings	5,202	5,176	15,280	23,278
Gain on sale of assets	0	0	6,856	0
Miscellaneous	9,569	15,012	14,907	15,419
Special items	0	0	(25,150)	0
Transfers	(619,388)	(597,532)	(276,823)	(1,471,564)
Total governmental activities	<u>2,406,403</u>	<u>2,573,280</u>	<u>3,162,523</u>	<u>2,305,238</u>
Business-type activities				
Investment earnings	105,522	95,800	8,991	13,746
Gain on sale of assets	0	0	4,071	0
Miscellaneous	3,166	7,659	21,484	20,930
Special items	0	0	(71,044)	0
Transfers	619,388	597,532	276,823	1,471,564
Total business-type activities	<u>728,076</u>	<u>700,991</u>	<u>240,325</u>	<u>1,506,240</u>
Total primary government	<u>3,134,479</u>	<u>3,274,271</u>	<u>3,402,848</u>	<u>3,811,478</u>
Change in net position				
Governmental activities	517,850	705,934	1,361,911	281,055
Business-type activities	(539,454)	(213,920)	(1,240,313)	2,533,913
Total primary government	<u>\$ (21,604)</u>	<u>\$ 492,014</u>	<u>\$ 121,598</u>	<u>\$ 2,814,968</u>

Fiscal Year

2018	2019	2020	2021	2022	2023
\$ (2,559,818)	\$ (2,614,641)	\$ (2,296,096)	\$ (1,191,125)	\$ (1,526,175)	\$ 686,775
(274,321)	621,387	1,197	53,040	439,962	(499,099)
(2,834,139)	(1,993,254)	(2,294,899)	(1,138,085)	(1,086,213)	187,676
1,483,241	1,472,272	1,275,664	1,267,426	1,227,129	1,253,399
859,090	937,368	1,124,693	1,204,586	1,428,881	1,525,427
508,623	540,376	518,960	490,384	502,785	549,974
348,388	373,237	395,901	422,760	436,601	545,247
18,497	21,551	29,092	66,314	62,808	39,128
210,519	219,640	201,536	222,139	217,346	243,204
116,078	130,849	130,538	150,853	164,646	160,935
431,416	430,737	360,198	547,356	717,950	732,506
34,533	129,394	44,621	4,755	35,087	253,599
8,734	460	0	23,715	0	0
12,010	17,188	52,090	44,954	42,145	50,274
0	0	0	0	0	0
(512,450)	(700,971)	(308,274)	(1,288,582)	(1,650,237)	(1,111,259)
3,518,679	3,572,101	3,825,019	3,156,660	3,185,141	4,242,434
29,194	125,283	45,574	6,886	(67,138)	284,897
23,655	0	0	28,901	0	4,375
21,794	11,154	0	0	0	0
0	0	0	0	0	0
512,450	700,971	308,274	1,288,582	1,650,237	1,111,259
587,093	837,408	353,848	1,324,369	1,583,099	1,400,531
4,105,772	4,409,509	4,178,867	4,481,029	4,768,240	5,642,965
958,861	957,460	1,528,923	1,965,535	1,658,966	4,929,209
312,772	1,458,795	355,045	1,377,409	2,023,061	901,432
\$ 1,271,633	\$ 2,416,255	\$ 1,883,968	\$ 3,342,944	\$ 3,682,027	\$ 5,830,641

CITY OF DAHLONEGA, GEORGIA
GOVERNMENTAL ACTIVITIES TAX REVENUES BY SOURCE
LAST TEN FISCAL YEARS
(ACCRUAL BASIS OF ACCOUNTING)

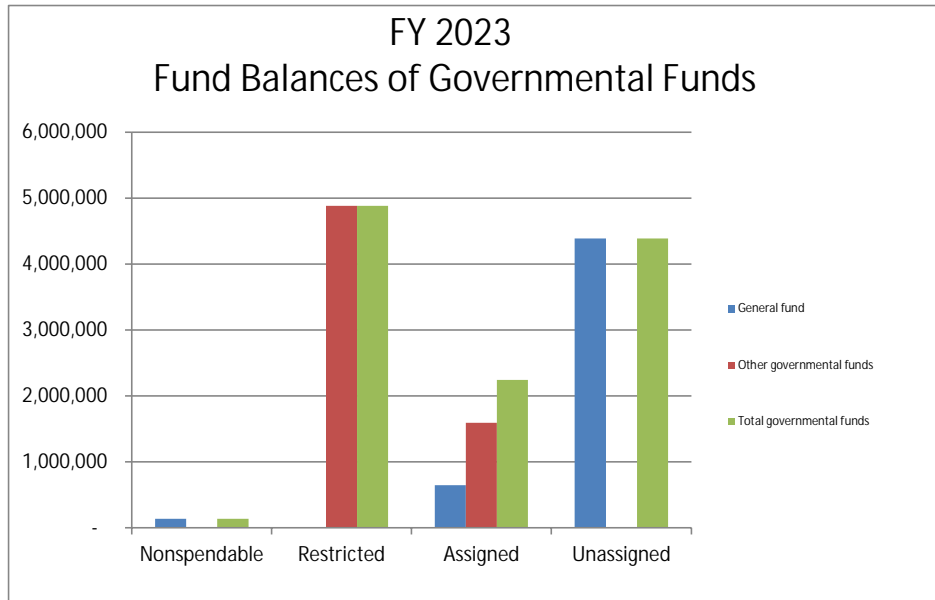
Fiscal Year	Property Tax	Intangible Tax	Franchise Tax	Occupational Tax
2014	\$ 1,025,084	\$ 11,312	\$ 490,264	\$ 116,749
2015	1,003,607	20,582	528,287	109,168
2016	1,228,757	14,927	542,288	120,042
2017	1,446,401	348,388	859,090	210,519
2018	1,483,241	18,497	508,623	116,078
2019	1,472,272	21,551	540,376	130,849
2020	1,275,664	29,092	518,960	130,538
2021	1,267,426	66,314	490,384	150,853
2022	1,227,129	62,808	502,785	164,646
2023	1,253,399	39,128	549,974	160,935
Change 2014-2023	22.27%	245.90%	12.18%	37.85%

<u>Insurance Premium Tax</u>	<u>Alcoholic Beverage Tax</u>	<u>Hotel/Motel and Other Tax</u>	<u>Local Option Sales Tax</u>	<u>Total</u>
\$ 270,403	\$ 171,576	\$ 180,499	\$ 745,133	\$ 3,011,020
282,726	193,583	211,683	800,988	3,150,624
302,046	198,166	236,527	784,700	3,427,453
508,623	18,497	116,078	1,483,241	4,990,837
348,388	210,519	431,416	859,090	3,975,852
373,237	219,640	430,738	937,368	4,126,031
395,901	201,536	360,198	1,124,693	4,036,582
422,760	222,139	547,356	1,204,586	4,371,818
436,601	217,346	717,950	1,428,881	4,758,146
545,247	243,204	732,506	1,525,427	5,049,821
101.64%	41.75%	305.82%	104.72%	67.71%

CITY OF DAHLONEGA, GEORGIA
FUND BALANCES OF GOVERNMENTAL FUNDS
 LAST TEN FISCAL YEARS
 (MODIFIED ACCRUAL BASIS OF ACCOUNTING)

	Fiscal Year			
	2014	2015	2016	2017
General fund				
Nonspendable	\$ 66,009	\$ 56,447	\$ 63,366	\$ 77,552
Restricted	5,197	5,225	5,241	5,264
Assigned	1,029,371	750,000	1,226,128	1,521,597
Unassigned	2,309,948	2,996,915	2,858,457	2,586,085
Total general fund	<u>3,410,525</u>	<u>3,808,587</u>	<u>4,153,192</u>	<u>4,190,498</u>
All other governmental funds				
Restricted	247,161	443,472	855,515	561,544
Assigned	436,454	402,844	328,193	901,343
Unassigned	0	0	0	0
Total all other governmental funds	<u>683,615</u>	<u>846,316</u>	<u>1,183,708</u>	<u>1,462,887</u>
Total governmental funds	<u>\$ 4,094,140</u>	<u>\$ 4,654,903</u>	<u>\$ 5,336,900</u>	<u>\$ 5,653,385</u>

Fiscal Year					
2018	2019	2020	2021	2022	2023
\$ 43,855	\$ 45,681	\$ 47,410	\$ 62,071	\$ 74,787	\$ 140,518
5,295	5,421	0	0	0	0
2,216,867	1,520,188	1,203,095	1,575,126	650,000	650,000
1,736,233	1,494,703	1,765,549	1,301,560	2,082,413	4,390,815
4,002,250	3,065,993	3,016,054	2,938,757	2,807,200	5,181,333
0	198,322	687,604	2,100,598	3,046,170	4,882,991
507,826	1,305,538	1,833,744	2,436,933	2,414,810	1,594,458
0	0	0	0	(8,236)	0
507,826	1,503,860	2,521,348	4,537,531	5,452,744	6,477,449
<u>\$ 4,510,076</u>	<u>\$ 4,569,853</u>	<u>\$ 5,537,402</u>	<u>\$ 7,476,288</u>	<u>\$ 8,259,944</u>	<u>\$ 11,658,782</u>



CITY OF DAHLONEGA, GEORGIA
CHANGES IN FUND BALANCES OF GOVERNMENTAL FUNDS
LAST TEN FISCAL YEARS
(MODIFIED ACCRUAL BASIS OF ACCOUNTING)

	Fiscal Year			
	2014	2015	2016	2017
Revenues				
Taxes	\$ 2,986,457	\$ 3,181,985	\$ 3,425,997	\$ 3,739,112
Licenses and permits	189,247	229,248	139,407	158,057
Fines, fees and forfeitures	178,888	143,331	93,033	149,322
Charges for services	47,680	73,745	66,500	54,250
Intergovernmental	772,309	740,992	534,371	1,187,028
Investment Income (Loss)	0	0	0	0
Interest	5,323	5,534	17,211	24,532
Other	9,569	15,013	14,906	15,416
Total revenues	<u>4,189,473</u>	<u>4,389,848</u>	<u>4,291,425</u>	<u>5,327,717</u>
Expenditures				
General Government	1,006,061	1,106,846	1,144,747	1,187,412
Judicial	235,365	204,662	186,303	195,918
Public Safety	7,420	3,257	48,685	129,907
Public Works	1,180,582	1,133,444	1,013,774	1,108,826
Culture and Recreation	29,123	59,890	32,190	16,244
Housing and Development	579,082	597,180	638,750	824,412
Capital outlay	74,300	166,052	275,970	76,949
Total expenditures	<u>3,111,933</u>	<u>3,271,331</u>	<u>3,340,419</u>	<u>3,539,668</u>
Excess of revenues over (under) expenditures	<u>1,077,540</u>	<u>1,118,517</u>	<u>951,006</u>	<u>1,788,049</u>
Other financing sources (uses)				
Transfers in	150,000	220,124	201,319	676,128
Transfers out	(769,388)	(817,656)	(478,142)	(2,147,692)
Proceeds from long-term debt	0	0	0	0
Sales of capital assets	900	0	7,814	0
Total other financing sources (uses)	<u>(618,488)</u>	<u>(597,532)</u>	<u>(269,009)</u>	<u>(1,471,564)</u>
Net change in fund balances	459,052	520,985	681,997	316,485
Fund balance, October 1 (original)	3,842,657	4,301,709	4,862,472	5,544,469
Prior period adjustments	<u>0</u>	<u>39,778</u>	<u>0</u>	<u>0</u>
Fund balance , September 30	<u>\$ 4,301,709</u>	<u>\$ 4,862,472</u>	<u>\$ 5,544,469</u>	<u>\$ 5,860,954</u>
Debt service as a percentage of noncapital expenditures	0.00%	0.00%	0.00%	0.00%

Fiscal Year						
	2018	2019	2020	2021	2022	2023
\$	3,985,932	\$ 4,112,407	\$ 4,046,676	\$ 4,375,980	\$ 4,758,503	\$ 5,044,270
	189,851	245,058	237,472	205,985	259,229	284,934
	120,874	218,939	165,069	237,804	183,225	192,081
	29,800	93,500	100,001	669,037	762,992	824,507
	1,072,074	1,094,407	1,670,788	2,403,060	2,183,357	4,669,448
	0	0	0	0	(434)	211,054
	34,914	133,060	47,113	5,854	3,783	112,792
	12,010	17,188	52,090	45,056	42,139	50,274
	<u>5,445,455</u>	<u>5,914,559</u>	<u>6,319,209</u>	<u>7,942,776</u>	<u>8,192,794</u>	<u>11,389,360</u>
	1,472,646	1,317,618	1,379,223	1,330,468	1,579,066	1,621,818
	222,624	212,919	202,835	293,020	278,141	255,099
	306,419	350,324	345,144	393,885	466,262	640,865
	1,170,933	1,225,232	1,234,334	1,295,949	1,394,079	1,534,943
	17,030	28,255	29,985	47,444	24,817	52,257
	865,186	851,236	785,092	911,550	838,286	861,857
	2,030,210	1,192,903	1,066,773	1,389,106	1,730,882	2,060,305
	<u>6,085,048</u>	<u>5,178,487</u>	<u>5,043,386</u>	<u>5,661,422</u>	<u>6,311,533</u>	<u>7,027,144</u>
	(639,593)	736,072	1,275,823	2,281,354	1,881,261	4,362,216
	1,058,471	1,758,103	1,444,329	1,569,393	1,192,364	1,591,139
	(1,570,921)	(2,434,858)	(1,752,603)	(2,785,576)	(2,289,969)	(2,702,398)
	0	0	0	850,000	0	147,881
	8,734	460	0	23,715	0	0
	<u>(503,716)</u>	<u>(676,295)</u>	<u>(308,274)</u>	<u>(342,468)</u>	<u>(1,097,605)</u>	<u>(963,378)</u>
	(1,143,309)	59,777	967,549	1,938,886	783,656	3,398,838
	5,860,954	4,510,076	4,569,853	5,537,402	7,476,288	8,259,944
	0	0	0	0	0	0
\$	<u>4,717,645</u>	<u>4,569,853</u>	<u>5,537,402</u>	<u>7,476,288</u>	<u>8,259,944</u>	<u>11,658,782</u>
	0.00%	0.00%	0.00%	0.00%	0.00%	0.00%

CITY OF DAHLONEGA, GEORGIA
GOVERNMENTAL FUNDS TAX REVENUES BY SOURCE
LAST TEN FISCAL YEARS
(MODIFIED ACCRUAL BASIS OF ACCOUNTING)

Fiscal Year	Property Tax	Intangibles Tax	Franchise Tax	Occupational Tax
2014	\$ 1,000,521	\$ 11,312	\$ 490,264	\$ 116,749
2015	1,034,968	20,582	528,287	109,168
2016	1,227,301	14,927	542,288	120,042
2017	1,447,406	19,613	521,189	114,773
2018	1,493,321	18,497	508,623	116,078
2019	1,458,651	21,551	540,376	130,849
2020	1,285,758	29,092	518,960	130,538
2021	1,271,586	66,314	490,384	150,853
2022	1,227,486	62,808	502,785	164,646
2023	1,247,851	39,128	549,974	160,935
Change 2014-2023	24.72%	245.90%	12.18%	37.85%

<u>Insurance Premium Tax</u>	<u>Alcoholic Beverage Tax</u>	<u>Hotel/Motel and Other Tax</u>	<u>Local Option Sales Tax</u>	<u>Total</u>
\$ 270,403	\$ 171,576	\$ 180,499	\$ 745,133	\$ 2,986,457
282,726	193,583	211,683	800,988	3,181,985
302,046	198,166	236,527	784,700	3,425,997
327,175	213,415	268,737	826,802	3,739,110
348,388	210,519	431,416	859,090	3,985,932
373,237	219,640	430,735	937,368	4,112,407
395,901	201,536	360,198	1,124,693	4,046,676
422,760	222,139	547,358	1,204,586	4,375,980
436,601	217,346	717,950	1,428,881	4,758,503
545,247	243,204	732,504	1,525,427	5,044,270
101.64%	41.75%	305.82%	104.72%	68.90%

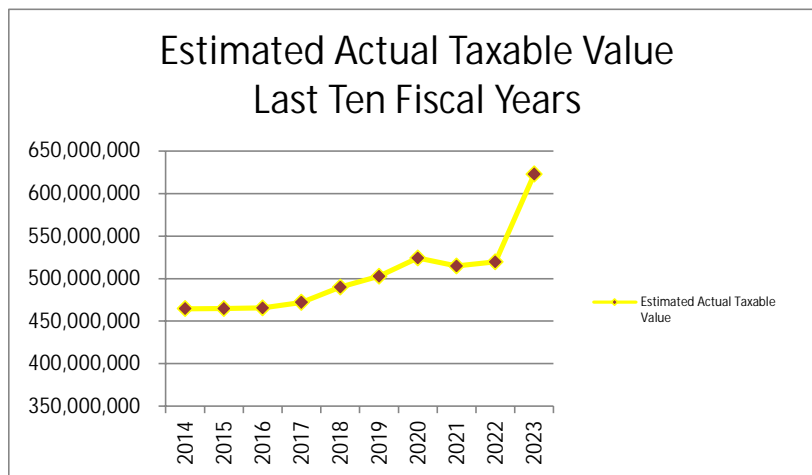
CITY OF DAHLONEGA, GEORGIA
ASSESSED VALUE AND ESTIMATED ACTUAL VALUE OF TAXABLE PROPERTY
LAST TEN FISCAL YEARS

Fiscal Year Ended September 30,	Personal Property			
	Real Property	Motor Vehicles	Mobile Homes	Heavy Equipment
2014	\$ 202,991,937	\$ 5,940,190	\$ 244,393	\$ 0
2015	205,996,244	4,641,760	101,682	0
2016	208,211,843	3,278,000	83,122	0
2017	213,539,963	2,462,370	79,710	0
2018	220,905,667	1,850,770	77,284	0
2019	228,676,780	1,331,040	73,424	0
2020	239,338,977	1,060,770	69,122	0
2021	237,228,010	877,140	52,578	0
2022	240,034,970	769,140	50,925	0
2023	287,462,284	736,090	50,883	0

Source: Georgia Department of Revenue, Property Tax Division and Lumpkin County Tax Commissioners Office.

Note: Property in the City is assessed annually. The City assesses property at approximately 40 percent of actual value for all types of real and personal property. Estimated actual value is calculated by dividing assessed value by those percentages. Taxes are per \$1,000 of assessed value.

Exemption Adjustments	Total Taxable Assessed Value	Total Direct Tax Rate	Estimated Actual Taxable Value	Assessed Value as a Percentage of Actual Value
\$ (23,345,456)	\$ 185,831,064	4.739	\$ 464,577,660	40%
(24,797,329)	185,942,357	4.739	464,855,893	40%
(25,315,056)	186,257,909	5.781	465,644,773	40%
(27,150,378)	188,931,665	6.781	472,329,163	40%
(26,895,489)	195,938,232	6.589	489,845,580	40%
(28,985,170)	201,096,074	6.392	502,740,185	40%
(30,744,043)	209,724,826	5.814	524,312,065	40%
(32,144,432)	206,013,296	5.776	515,033,240	40%
(32,959,140)	207,895,895	5.508	519,739,738	40%
(39,070,273)	249,178,984	4.558	622,947,460	40%



CITY OF DAHLONEGA, GEORGIA
PROPERTY TAX RATES
DIRECT AND OVERLAPPING GOVERNMENTS
LAST TEN FISCAL YEARS

		Overlapping Rates				
		City of Dahlonega	Lumpkin County Board of Education	Lumpkin County Board of Commissioners	State of Georgia	Total Direct & Overlapping Rates
Tax Year	Fiscal Year	Operating Millage	Operating Millage	Operating Millage	State Millage	
2013	2014	4.739	16.540	10.743	0.150	32.172
2014	2015	4.739	16.651	10.877	0.100	32.367
2015	2016	5.781	16.829	12.566	0.050	35.226
2016	2017	6.781	16.819	14.231	0.000	37.831
2017	2018	6.589	16.819	13.882	0.000	37.290
2018	2019	6.392	16.819	13.186	0.000	36.397
2019	2020	5.814	16.116	12.132	0.000	34.062
2020	2021	5.776	16.176	11.940	0.000	33.892
2021	2022	5.508	15.560	11.556	0.000	32.624
2022	2023	4.558	14.710	11.556	0.000	30.824

Source: Lumpkin County Tax Commissioners Office, Lumpkin County Board of Education Office, Department of Revenue.

Note 1: Property tax rate is per \$1,000 assessed value.

Note 2: The City of Dahlonega taxes on 40% of assessed value.

CITY OF DAHLONEGA, GEORGIA
PRINCIPAL TAXPAYERS
CURRENT AND NINE YEARS PRIOR
September 30

Taxpayer	Fiscal Year					
	2023			2014		
	Taxable Assessed Value ⁽¹⁾	Rank	Percentage of Total Taxable Assessed Value	Taxable Assessed Value ⁽¹⁾	Rank	Percentage of Total Taxable Assessed Value
Koyo Bearings North America LLC (formerly Koyo Bearings USA, Timkin USA Corp., Torrington Company)	\$ 12,984,310	1	5.21%	\$ 10,033,877	1	5.40%
Roberta A. Green, Trustee	6,372,791	2	2.56%			
Dahlonega Student Housing Partners LLC	5,174,380	3	2.08%			
Realty Income Properties 21 LLC	3,766,161	4	1.51%			
Butler Mini Mall LLC	3,724,624	5	1.49%			
Georgia Power Company	2,900,946	6	1.16%	2,868,220	5	1.54%
Wal-Mart Stores East LP US02513 (Prior Yr Wal-Mart Stores East Inc. (Jacony Lindbergh Prop)	2,724,779	7	1.09%	2,971,007	4	1.60%
Kingwood Dahlonega International Resort, LLC	2,663,673	8	1.07%			
Greenbriar Apartments LLC	2,160,036	9	0.87%	1,537,635	9	0.83%
Sims Gold Nugget Lodge	1,863,564	10	0.75%			
Windstream Standard LLC (formerly Windstream Standard Inc.)	1,289,637	18	0.52%	2,156,508	6	1.16%
Birch River Chestatee Co. LLC				4,229,635	2	2.28%
Dahlonega Group LLC				3,330,502	3	1.79%
Southern Health Corp of Dahlonega Inx				1,916,187	7	1.03%
Don Michael Cottrell				1,549,470	8	0.83%
Sherman Green Terrace II				1,424,325	10	0.77%
Total	\$ 45,624,901		18.31%	\$ 32,017,366		17.24%

Source: Lumpkin County Tax Commissioner's Digest - Dahlonega District.

Note: Assessed valuation for principal taxpayers includes real property, personal property and utilities taxes, but does not include motor vehicle taxes. Selection is based on the taxpayers with the largest assessed valuation. Column reflecting 2014 results may reflect slight variance from FY2024 ACFR (rounding).



DAHLONEGA

L G H P EST. 1833

FIRST MAJOR U.S. GOLD RUSH

CITY OF DAHLONEGA, GEORGIA
PROPERTY TAX LEVIES AND COLLECTIONS
LAST TEN FISCAL YEARS
(ACCRUAL BASIS OF ACCOUNTING)

Fiscal Year Ended September 30	Total Adjusted Tax Levy for Fiscal Year	Collected within the Fiscal Year of the Levy		Collections in Subsequent Years	Total Collections to Date	
		Amount	Percentage of Levy		Amount	Percentage of Levy
2014	\$ 880,653	\$ 800,559	90.91%	\$ 78,029	\$ 878,588	99.77%
2015	881,181	836,412	94.92%	32,269	868,681	98.58%
2016	1,076,757	1,048,092	97.34%	15,557	1,063,650	98.78%
2017	1,281,146	1,248,962	97.49%	13,966	1,262,927	98.58%
2018	1,291,037	1,204,934	93.33%	6,278	1,211,212	93.82%
2019	1,285,406	1,184,426	92.14%	21,505	1,205,931	93.82%
2020	1,219,340	1,177,570	96.57%	11,312	1,188,882	97.50%
2021	1,189,933	1,130,521	95.01%	10,908	1,141,430	95.92%
2022	1,145,091	1,116,527	97.51%	5,653	1,122,180	98.00%
2023	1,135,758	1,116,881	98.34%		1,116,881	98.34%

Source: Lumpkin County Tax Commissioner's Digest - Dahlonega District.

CITY OF DAHLONEGA, GEORGIA
LOCAL OPTION SALES TAX
DISTRIBUTION COMMODITY REPORT
LUMPKIN COUNTY
LAST TEN CALENDAR YEARS

Commodity	2023			2022		
	Total	Rank	% of Total	Total	Rank	% of Total
	Distributed			Distributed		
General	\$ 1,033,464	2	16.77%	\$ 958,923	2	15.56%
Food	736,328	4	11.95%	680,105	4	11.04%
Wholesale	339,157	9	5.51%	298,972	8	4.85%
Miscellaneous Services	821,718	3	13.34%	759,426	3	12.33%
Other Retail	1,325,578	1	21.52%	1,270,513	1	20.62%
Utilities	397,036	6	6.44%	378,287	6	6.14%
Automotive	135,247		2.20%	135,017	10	2.19%
Manufacturing	433,511	5	7.04%	471,866	5	7.66%
Home Furnishing	340,549	8	5.53%	346,456	7	5.62%
Miscellaneous	348,803	7	5.66%	294,525	9	4.78%
Accomodations	206,884	10	3.36%	190,587		3.09%
Construction	42,541		0.69%	31,593		0.51%
Total	\$ 6,160,817		100%	\$ 5,816,269		94%

Commodity	2018			2017		
	Total	Rank	% of Total	Total	Rank	% of Total
	Distributed			Distributed		
General	\$ 542,529	2	8.81%	\$ 527,857	2	18.15%
Food	517,006	3	8.39%	559,238	1	19.23%
Wholesale	201,019	8	3.26%	213,165	8	7.33%
Miscellaneous Services	413,357	4	6.71%	401,825	4	13.82%
Other Retail	615,404	1	9.99%	512,253	3	17.62%
Utilities	310,575	5	5.04%	297,162	5	10.22%
Automotive	76,187		1.24%	67,966	10	2.34%
Manufacturing	244,230	7	3.96%	237,664	6	8.17%
Home Furnishing	250,360	6	4.06%	231,915	7	7.98%
Miscellaneous	172,450	9	2.80%	117,982	9	4.06%
Accomodations	83,191	10	1.35%	74,142		2.55%
Construction	24,147		0.39%	49,943		1.72%
Total	\$ 2,907,926		47%	\$ 2,763,255		95%

Source: Information provided by Georgia Department of Revenue - Local Government Services

Note: Data is not available for City of Dahlonega; Lumpkin County totals are reported on this schedule.

2021			2020			2019		
Total Distributed	Rank	% of Total	Total Distributed	Rank	% of Total	Total Distributed	Rank	% of Total
\$ 884,425	2	15.21%	\$ 1,272,715	1	25.51%	\$ 675,989	2	15.22%
623,786	4	10.72%	498,101	3	9.98%	556,464	3	12.53%
244,619	9	4.21%	189,003	9	3.79%	194,286	8	4.37%
655,776	3	11.27%	492,146	4	9.86%	436,571	4	9.83%
1,106,142	1	19.02%	786,258	2	15.76%	686,003	1	15.44%
339,294	5	5.83%	344,002	5	6.89%	326,225	5	7.34%
117,283		2.02%	106,337		2.13%	80,234		1.81%
333,626	6	5.74%	238,214	6	4.77%	224,775	7	5.06%
249,567	8	4.29%	221,424	7	4.44%	234,783	6	5.29%
251,212	7	4.32%	189,118	8	3.79%	180,736	9	4.07%
156,184	10	2.69%	93,320	10	1.87%	91,444	10	2.06%
27,328		0.47%	11,613		0.23%	9,854		0.22%
<u>\$ 4,989,243</u>		<u>86%</u>	<u>\$ 4,442,253</u>		<u>89%</u>	<u>\$ 3,697,364</u>		<u>83%</u>

2016			215			2014		
Total Distributed	Rank	% of Total	Total Distributed	Rank	% of Total	Total Distributed	Rank	% of Total
\$ 516,197	2	18.68%	\$ 634,995	1	24.17%	\$ 617,100	1	24.12%
561,315	1	20.31%	523,276	2	19.92%	482,820	2	18.88%
229,716	6	8.31%	345,227	5	13.14%	358,125	3	14.00%
377,541	4	13.66%	363,108	4	13.82%	343,710	4	13.44%
445,645	3	16.13%	382,538	3	14.56%	343,033	5	13.41%
323,143	5	11.69%	324,706	6	12.36%	320,193	6	12.52%
72,579	10	2.63%	65,570	10	2.50%	62,453	10	2.44%
218,679	7	7.91%	194,204	7	7.39%	146,938	8	5.74%
209,146	8	7.57%	181,828	8	6.92%	153,531	7	6.00%
93,828	9	3.40%	73,069	9	2.78%	74,632	9	2.92%
67,939		2.46%	58,005		2.21%	53,205		2.08%
27,721		1.00%	46,445		1.77%	15,715		0.61%
<u>\$ 2,627,252</u>		<u>95%</u>	<u>\$ 2,557,976</u>		<u>97%</u>	<u>\$ 2,971,455</u>		<u>116%</u>



DAHLONEGA

L G H P EST. 1833

FIRST MAJOR U.S. GOLD RUSH

CITY OF DAHLONEGA, GEORGIA
WATER & SEWAGE UTILITY TEN LARGEST SYSTEM CUSTOMERS
SEPTEMBER 30, 2023

Customer	Type of Business	Total Water Billings	Total Sewer Billings	Total Billings	Percentage of System Revenues
Koyo Bearings USA (formerly Timken USA Corp.)	Manufacturer - Automobile Parts	\$ 373,247	\$ 413,910	\$ 787,157	15.63%
University of North Georgia	University	342,720	302,336	645,056	12.81%
Corvias Campus Living-USG,	University Housing	140,448	75,050	215,498	4.28%
Lumpkin County Board of Education	Local Government	91,120	62,342	153,461	3.05%
L. C. Water Authority	Water Authority	135,811	0	135,811	2.70%
Tyson	Poultry Processor	59,020	65,075	124,095	2.46%
The Bellamy	Apartment Complex	77,691	43,579	121,271	2.41%
U.S. Government	Military Housing	63,236	49,515	112,752	2.24%
Lumpkin County Board of Commissioners	Local Government	51,253	42,669	93,922	1.86%
Willow Trace	Apartment Complex	41,535	26,914	68,449	1.36%
Total		<u>\$ 1,376,082</u>	<u>\$ 1,081,391</u>	<u>\$ 2,457,473</u>	<u>48.79%</u>
Total Water and Sewage sales:		<u>\$ 5,036,460</u>			

Note: This information is included to comply with continuing disclosure requirements of 2015 Water and Sewerage bond issue.

CITY OF DAHLONEGA, GEORGIA
RATIOS OF OUTSTANDING DEBT BY TYPE
LAST TEN FISCAL YEARS
(ACCRUAL BASIS OF ACCOUNTING)

Fiscal Year	Governmental Activities			Business-Type Activities		
	General Obligation Bonds	Contracts Payable	Financed Purchases	Water & Sewage Bonds	Notes Payable	Financed Purchases
2014	\$ 0	\$ 0	\$ 0	\$ 24,236,446	\$ 8,848,926	\$ 0
2015	0	0	0	27,626,388	5,532,414	0
2016	0	0	0	26,908,189	5,412,450	0
2017	0	0	0	26,259,989	6,031,983	0
2018	0	0	0	25,591,789	6,571,807	0
2019	0	0	0	24,903,590	6,282,617	127,194
2020	0	0	0	24,195,391	6,102,907	98,051
2021	0	850,000	0	23,467,191	5,920,278	67,645
2022	0	806,000	0	22,703,991	5,672,133	35,921
2023	0	758,000	0	21,905,792	5,297,806	2,822

Note: Details regarding the City's outstanding debt can be found in the notes to the financial statements. Note Payable & Financed Purchased columns adjusted in 2023 for 2022.

Note (1): See the Schedule of Demographic and Economic Statistics for personal income and population data.

	Total Primary Government	Percentage of Personal Income	Per Capita
\$	33,085,372	41.18%	\$ 5,470
	33,158,802	41.27%	5,233
	32,320,639	40.23%	5,340
	32,291,972	3.29%	5,017
	32,163,596	3.10%	4,590
	31,313,401	2.71%	4,549
	30,396,349	2.46%	4,167
	30,305,114	2.46%	4,021
	29,218,046	2.22%	4,391
	27,964,420	1.99%	3,687



DAHLONEGA

L G H P EST. 1833

FIRST MAJOR U.S. GOLD RUSH

CITY OF DAHLONEGA, GEORGIA
DIRECT AND OVERLAPPING GOVERNMENTAL ACTIVITIES DEBT
AS OF SEPTEMBER 30, 2023

<u>Governmental Unit</u>	<u>Debt Outstanding</u>	<u>Estimated Percentage Available</u>	<u>Estimated Share of Overlapping Debt</u>
Debt repaid with property taxes:			
Lumpkin County Board of Commissioners	\$4,562,000	100%	\$ 4,562,000
Lumpkin County Board of Education	3,442,075	100%	<u>3,442,075</u>
Subtotal, overlapping debt			<u>8,004,075</u>
City of Dahlonega direct debt	758,000	100%	<u>758,000</u>
Total direct and overlapping debt			<u><u>\$ 8,762,075</u></u>

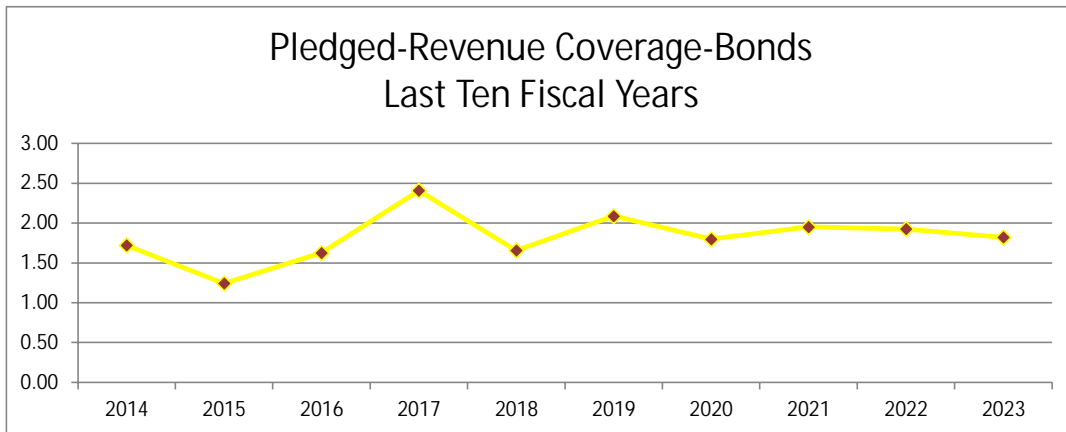
Source: Debt outstanding data per 12/31/2022 Lumpkin County Comprehensive Annual Financial Report and Lumpkin County Board of Education Annual Financial Report For Fiscal Year Ended 06/30/2022.

Note: Overlapping governments are those that coincide, at least in part, with the geographic boundaries of the city. This schedule estimates the portion of the outstanding debt of those overlapping governments that is borne by the residents and businesses of the City of Dahlonega. The process recognizes that, when considering the government's ability to issue and repay long-term debt, the entire debt burden borne by the residents and businesses should be taken into account. However, this does not imply that every taxpayer is a resident, and therefore responsible for repaying the debt, of each overlapping government.

CITY OF DAHLONEGA, GEORGIA
PLEGDED-REVENUE COVERAGE
WATER & SEWAGE FUND
LAST TEN FISCAL YEARS

Fiscal Year	Net Operating Income	Plus Depreciation	Plus Interest Income	Net Revenues Available For Debt Service	Actual Debt Service Bonds	Less SPLOST Revenues *
2014	\$ 876,501	\$ 1,708,276	\$ 101,393	\$ 2,686,170	\$ 1,896,294	\$ 335,096
2015	654,357	1,692,913	95,658	2,442,928	1,964,821	0
2016	956,336	1,669,788	8,800	2,634,924	1,620,310	0
2017	2,239,119	1,642,751	13,535	3,895,405	1,618,018	0
2018	926,365	1,725,280	29,194	2,680,839	1,619,418	0
2019	1,458,291	1,796,932	125,283	3,380,506	1,620,218	0
2020	1,061,206	1,806,585	45,574	2,913,365	1,620,418	0
2021	1,346,895	1,795,334	6,180	3,148,409	1,613,218	0
2022	1,184,367	1,885,919	47,600	3,117,886	1,620,218	0
2023	757,562	1,929,753	258,995	2,946,310	1,618,468	0

*SPLOST Proceeds related to debt repayment included.



Net Debt Service on Bonds	Actual Debt Service GEFA	Transfer from General Fund Reservoir	Net Debt Service on GEFA	Total Debt Service	Coverage Bonds	Coverage GEFA
\$ 1,561,198	\$ 1,023,077	\$ 284,292	\$ 738,785	\$ 2,299,983	1.72	1.17
1,964,821	1,020,200	284,292	735,908	2,700,729	1.24	0.90
1,620,310	284,296	189,528	94,768	1,715,078	1.63	1.54
1,618,018	284,735	90,000	194,735	1,812,753	2.41	2.15
1,619,418	306,097	0	306,097	1,925,514	1.66	1.39
1,620,218	395,596	0	395,596	2,015,813	2.09	1.68
1,620,418	300,636	0	300,636	1,921,054	1.80	1.52
1,613,218	300,637	0	300,637	1,913,854	1.95	1.65
1,620,218	400,849	0	400,849	2,021,067	1.92	1.54
1,618,468	520,849	0	520,849	2,139,317	1.82	1.38

CITY OF DAHLONEGA, GEORGIA
LEGAL DEBT MARGIN INFORMATION
LAST TEN FISCAL YEARS

	Fiscal Year			
	2014	2015	2016	2017
Debt Limit	\$ 18,583,106	\$ 18,594,236	\$ 18,625,791	\$ 18,893,167
Total net debt applicable to limit	<u>0</u>	<u>0</u>	<u>0</u>	<u>0</u>
Legal debt margin	<u>\$ 18,583,106</u>	<u>\$ 18,594,236</u>	<u>\$ 18,625,791</u>	<u>\$ 18,893,167</u>
Total net debt applicable to the limit as a percentage of debt limit	0.00%	0.00%	0.00%	0.00%

Note (1): Under state finance law, the City of Dahlonega's outstanding general obligation debt should not exceed 10 percent of total assessed property value. By law, the general obligation debt subject to the limitation may be offset by amounts set aside for repaying general obligation bonds.

2018	2019	2020	2021	2022	2023
\$ 19,593,823	\$ 20,109,607	\$ 20,972,483	\$ 20,601,330	\$ 20,789,590	\$ 24,917,898
0	0	0	850,000	806,000	758,000
<u>\$ 19,593,823</u>	<u>\$ 20,109,607</u>	<u>\$ 20,972,483</u>	<u>\$ 19,751,330</u>	<u>\$ 19,983,590</u>	<u>\$ 24,159,898</u>
0.00%	0.00%	0.00%	4.13%	3.88%	3.04%

Legal Debt Margin Calculation for Fiscal Year 2023

Total Assessed value	<u>\$ 249,178,984</u>
Debt limit (10% of total assessed value)(1)	24,917,898
Debt applicable to limit:	
General obligation bonds (Contracts Payable)	758,000
Less: Amount set aside for repayment of general obligation debt	<u>0</u>
Total net debt applicable to limit	<u>758,000</u>
Legal debt margin	<u>\$ 24,159,898</u>

CITY OF DAHLONEGA, GEORGIA
DEMOGRAPHIC AND ECONOMIC STATISTICS
LAST TEN FISCAL YEARS

Fiscal Year	Lumpkin County Population ^(a)	City of Dahlonega Population ^(a)	Lumpkin County Personal Income (amounts expressed in thousands) ^(a)	Lumpkin County Per Capita Income	Lumpkin County Public School Enrollment ^(b)	Lumpkin County Unemployment Rate ^(c)
2014	30,918	6,049	\$ 850,317	\$ 27,502	3,706	7.3%
2015	31,176	6,337	898,545	28,822	3,800	4.8%
2016	31,408	6,052	947,647	30,172	3,822	4.5%
2017	31,445	6,437	980,941	31,195	3,843	3.7%
2018	32,873	7,007	1,036,806	31,540	3,837	2.8%
2019	32,955	6,884	1,154,180	35,023	3,816	2.4%
2020	33,610	7,294	1,233,408	36,698	3,714	3.9%
2021	33,488	7,537	1,314,452	38,450	3,724	1.9%
2022	34,278	6,654	1,407,822	41,071	3,794	2.4%
2023	35,258	7,585	1,407,822	40,019	3,794	2.4%

Source (a): Information was obtained from U.S. Department of Commerce and U.S. Census Bureau and www.bea.gov, and/or Lumpkin County Annual Comprehensive Financial Report, some information may be considered estimates

Source (b): Information was obtained from Lumpkin County Board of Education

Source (c): Information was obtained from Georgia Department of Labor.

Note: Lumpkin County Personal Income not available at time of publication; prior year used.

CITY OF DAHLONEGA, GEORGIA
PRINCIPAL EMPLOYERS/LUMPKIN COUNTY
CURRENT YEAR AND NINE YEARS AGO

<u>Employer</u>	<u>2023</u>			<u>2014</u>		
	<u>Employees</u>	<u>Rank</u>	<u>Percentage of Total County Employment</u>	<u>Employees</u>	<u>Rank</u>	<u>Percentage of Total County Employment</u>
University of North Georgia (formerly North Georgia College & State University)	937	1	11.69%	699	1	9.97%
Lumpkin County Board of Education	591	2	7.38%	612	2	8.73%
Wal-Mart Super Center	289	3	3.61%	265	4	3.78%
Lumpkin County Board of Commissioners	234	4	2.92%	283	3	4.03%
Gold City Community Living	208	5	2.60%	89	10	1.27%
Koyo Bearings USA (formerly Timken USA Corp.)	156	6	1.95%	243	5	3.46%
RefigiWear, Inc.	176	7	2.20%	112	8	1.60%
Mt. Sinai Wellness Center, LLC	167	8	2.08%			
NGMC Lumpkin, LLC	138	9	1.72%			
Wahoo Docks, LLC dba dba Wahoo Docks and Wahoo Decks (formerly GDC Enterprises, Inc. dba Wahoo Docks)	129	10	1.61%			
Chestatee Regional Hospital				220	6	3.14%
Aramark				132	7	1.88%
The Louve Shop				100	9	1.43%
Total	<u>3,025</u>		<u>37.76%</u>	<u>2,755</u>		<u>39.28%</u>
Total Employment	<u>8,012</u>			<u>7,010</u>		

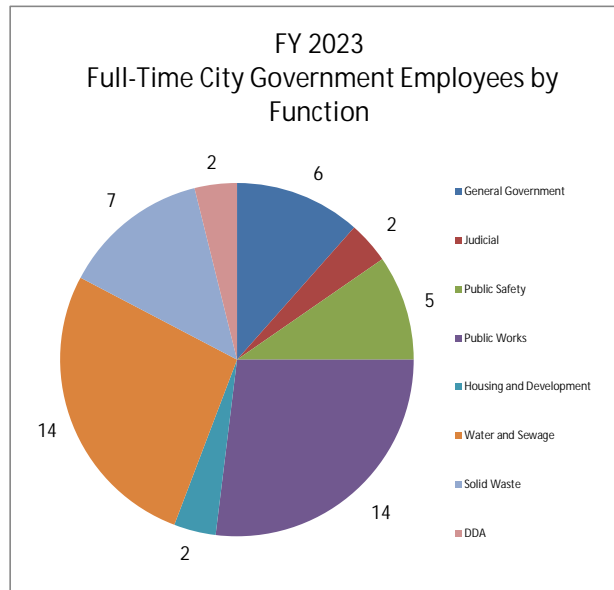
Sources: Lumpkin County Planning Department, City of Dahlonega Occupation Tax records, Lumpkin County BOE Superintendent's office, UNG HR Department, US Bureau of Labor Statistics.
(http://www.bls.gov/regions/southeast/news-release/countyemploymentandwages_georgia.htm)

Note: 2014 Total Employment figure obtained from U.S. Bureau of Labor Statistics Fourth Quarter 2014 County Employment and Wages in Georgia.

CITY OF DAHLONEGA, GEORGIA
FULL-TIME CITY GOVERNMENT EMPLOYEES BY FUNCTION
LAST TEN FISCAL YEARS

Function	Full-time Employees as of September 30,									
	2014	2015	2016	2017	2018	2019	2020	2021	2022	2023
Primary government										
General Government	4	5	7	8	6	8	8	8	7	6
Judicial	0	0	1	1	1	1	1	2	2	2
Public Safety	0	0	0	0	1	1	2	0	3	5
Public Works	14	10	10	13	15	13	14	15	12	14
Culture and Recreation	0	0	0	0	0	0	0	0	0	0
Housing and Development	2	2	2	2	2	2	2	1	3	2
Water and Sewage	9	15	17	15	15	15	14	13	13	14
Solid Waste	6	8	8	8	6	7	7	8	6	7
Total primary government	35	40	45	47	46	47	48	47	46	50
Component unit										
Housing and Development Dahlonega Downtown Development Authority	1	1	2	2	2	2	2	2	2	2
Total employees	36	41	47	49	48	49	50	49	48	52

Source: City Payroll Records



CITY OF DAHLONEGA, GEORGIA
OPERATING INDICATORS BY FUNCTION
LAST TEN FISCAL YEARS

Function	Fiscal Year									
	2014	2015	2016	2017	2018	2019	2020	2021	2022	2023
General Government										
Number of accounts payable checks issued	2,302	2,825	3,077	2,955	2,761	2,736	2,153	2,160	2,217	2,361
Number of payroll checks issued*	1,341	1,342	1,380	1,665	1,753	1,797	1,821	1,793	1,833	1,962
Highways and streets										
Miles of right-of-way maintained	37.8	37.8	37.8	37.8	40.0	42.5	42.5	42.5	42.5	42.5
Sanitation										
Refuse collected (tons)	3,243	3,208	3,027	3,336	3,441	3,478	3,192	3,639	4,142	4,104
Recyclables collected (tons)	97	159	190	143	216	327	224	150	0	0
Water System (MGD -Millions of Gallons per Day)										
Number of service connections	2,218	2,201	2,191	2,213	2,201	2,367	2,260	2,305	2,481	2,511
Daily average consumption in gallons	1.010	1.004	0.964	1.075	1.034	1.049	0.961	0.994	1.019	1.050
Sewer System (MGD -Millions of Gallons per Day)										
Number of service connections	1,522	1,528	1,519	1,545	1,541	1,704	1,685	1,719	1,766	1,793
Daily average treatment in gallons	0.934	0.641	0.675	0.681	0.711	0.772	0.701	0.719	0.726	0.737

Source: Various City Departments.

Note 1: Indicators are not available for the general government function.

*City changed to bi-weekly payroll processing in 2014; includes direct deposit advices.

CITY OF DAHLONEGA, GEORGIA
CAPITAL ASSET STATISTICS BY FUNCTION
LAST TEN FISCAL YEARS

Function	Fiscal Year				
	2014	2015	2016	2017	2018
Highways and streets					
Miles of streets	37.8	37.8	37.8	37.8	38.0
Culture and Recreation					
Parks	3	3	3	3	3
Park acreage	3.58	3.58	3.58	3.58	12.15
Water and Sewerage System (MGD - Millions of Gallons per Day)					
Water System:					
Number of miles of water mains	59	61	61	61	61
Number of fire hydrants	437	449	493	496	513
Number of water treatment plants	1	1	1	1	1
Number of operational wells	0	0	0	0	0
Maximum daily capacity of treatment plants in gallons	4.0 MGD	4.0 MGD	6.0 MGD	6.0 MGD	6.0 MGD
Sewer System:					
Miles of sanitary sewers	42	42	48	48	51.6
Number of wastewater treatment plants	1	1	1	1	1
Maximum daily capacity of treatment plant in gallons	1.1 MGD	1.1 MGD	1.1 MGD	1.44 MGD	1.44 MGD
Solid Waste					
Collection Trucks	4	4	4	6	7

Source: Various City Departments.

Note 1: No capital asset indicators are available for the general government function.

*This includes the 2 MGD state required redundancy.

Fiscal Year				
2019	2020	2021	2022	2023
42.5	42.5	42.5	42.5	42.5
3	3	4	4	4
12.15	12.15	13.25	13.25	13.25
61	61	62	63	63
517	517	519	528	529
1	1	1	1	1
0	0	0	0	0
6.0 MGD	6.0 MGD	6.0 MGD	6.0 MGD	6.0 MGD*
51.6	51.6	51.6	51.6	51.6
1	1	1	1	1
1.44 MGD	1.44 MGD	1.44 MGD	1.44 MGD	1.44 MGD
7	6	6	5	6



DAHLONEGA

L G H P EST. 1833

FIRST MAJOR U.S. GOLD RUSH

OTHER REPORTING SECTION



DAHLONEGA

L G H P  EST. 1833

FIRST MAJOR U.S. GOLD RUSH

Single Audit Section

This section contains reports required by Uniform Guidance and grantor agencies.



DAHLONEGA

L G H P EST. 1833

FIRST MAJOR U.S. GOLD RUSH

Independent Auditor’s Report on Internal Control over Financial Reporting and on Compliance and Other Matters Based on an Audit of Financial Statements Performed In Accordance with *Government Auditing Standards*

Honorable Mayor and
Members of the City Council
City of Dahlonega, Georgia

We have audited, in accordance with the auditing standards generally accepted in the United States of America and the standards applicable to financial audits contained in *Government Auditing Standards*, issued by the Comptroller General of the United States, the financial statements of the governmental activities, the business-type activities, the discretely presented component unit, each major fund, and the aggregate remaining fund information of the City of Dahlonega, Georgia, as of and for the year ended September 30, 2023, and the related notes to the financial statements, which collectively comprise the City of Dahlonega, Georgia’s basic financial statements and have issued our report thereon dated June 27, 2024.

Report on Internal Control over Financial Reporting

In planning and performing our audit of the financial statements, we considered the City of Dahlonega, Georgia’s internal control over financial reporting (internal control) to determine the audit procedures that are appropriate in the circumstances for the purpose of expressing our opinions on the financial statements, but not for the purpose of expressing an opinion on the effectiveness of the City of Dahlonega, Georgia’s internal control. Accordingly, we do not express an opinion on the effectiveness of the City of Dahlonega, Georgia’s internal control.

A *deficiency in internal control* exists when the design or operation of a control does not allow management or employees, in the normal course of performing their assigned functions, to prevent, or detect and correct, misstatements on a timely basis. A *material weakness* is a deficiency, or a combination of deficiencies, in internal control such that there is a reasonable possibility that a material misstatement of the entity’s financial statements will not be prevented, or detected and corrected on a timely basis. A *significant deficiency* is a deficiency, or a combination of deficiencies, in internal control that is less severe than a material weakness, yet important enough to merit attention by those charged with governance.

Our consideration of internal control was for the limited purpose described in the first paragraph of this section and was not designed to identify all deficiencies in internal control that might be material weaknesses or significant deficiencies and therefore, material weaknesses or significant deficiencies may exist that were not identified. Given these limitations, during our audit we did not identify any deficiencies in internal control that we consider to be material weaknesses. However, material weaknesses may exist that have not been identified.

Report on Compliance and Other Matters

As part of obtaining reasonable assurance about whether the City of Dahlonega, Georgia’s financial statements are free from material misstatement, we performed tests of its compliance with certain provisions of laws, regulations, contracts, and grants agreements, noncompliance with which could have a direct and material effect on the determination of financial statement amounts. However, providing an opinion on compliance with those provisions was not an objective of our audit, and accordingly, we do not express such an opinion. The results of our tests disclosed no instances of noncompliance or other matters that are required to be reported under *Government Auditing Standards*.

Purpose of this Report

The purpose of this report is solely to describe the scope of our testing of internal control and compliance and the results of that testing, and not to provide an opinion on the effectiveness of the entity's internal control or on compliance. This report is an integral part of an audit performed in accordance with *Government Auditing Standards* in considering the entity's internal control and compliance. Accordingly, this communication is not suitable for any other purpose.

Rushton, LLC

Gainesville, Georgia
June 27, 2024

Independent Auditor's Report on Compliance for Each Major Program and on Internal Control over Compliance Required by the Uniform Guidance

Honorable Mayor and
Members of the City Council
The City of Dahlonega, Georgia

Report on Compliance for Each Major Federal Program

Opinion on Each Major Federal Program

We have audited the City of Dahlonega, Georgia's compliance with the types of compliance requirements identified as subject to audit in the *OMB Compliance Supplement* that could have a direct and material effect on each of the City of Dahlonega, Georgia's major federal programs for the year ended September 30, 2023. The City of Dahlonega, Georgia's major federal programs are identified in the summary of auditor's results section of the accompanying schedule of findings and questioned costs.

In our opinion, the City of Dahlonega, Georgia complied, in all material respects, with the types of compliance requirements referred to above that could have a direct and material effect on each of its major federal programs for the year ended September 30, 2023.

Basis for Opinion on Each Major Federal Program

We conducted our audit of compliance in accordance with auditing standards generally accepted in the United States of America; the standards applicable to financial audits contained in *Government Auditing Standards*, issued by the Comptroller General of the United States; and the audit requirements of Title 2 U.S. *Code of Federal Regulations* Part 200, *Uniform Administrative Requirements, Cost Principles, and Audit Requirements for Federal Awards* (Uniform Guidance). Our responsibilities under those standards and the Uniform Guidance are further described in the Auditor's Responsibilities for the Audit of Compliance section of our report.

We are required to be independent of the City of Dahlonega, Georgia and to meet our other ethical responsibilities, in accordance with relevant ethical requirements relating to our audit. We believe that the audit evidence we have obtained is sufficient and appropriate to provide a basis for our opinion on compliance for each major federal program. Our audit does not provide a legal determination of the City of Dahlonega, Georgia's compliance with the compliance requirements referred to above.

Responsibilities of Management for Compliance

Management is responsible for compliance with the requirements referred to above and for the design, implementation, and maintenance of effective internal control over compliance with the requirements of laws, statutes, regulations, rules, and provisions of contracts or grant agreements applicable to the City of Dahlonega, Georgia's federal programs.

Auditor's Responsibilities for the Audit of Compliance

Our objectives are to obtain reasonable assurance about whether material noncompliance with the compliance requirements referred to above occurred, whether due to fraud or error, and express an opinion on the City of Dahlonega, Georgia's compliance based on our audit. Reasonable assurance is a high level of assurance but is not absolute assurance and therefore is not a guarantee that an audit conducted in accordance with generally accepted auditing standards, *Government Auditing Standards*, and the Uniform Guidance will always detect material noncompliance when it exists. The risk of not detecting material noncompliance resulting from fraud is higher than for that resulting from error, as fraud may involve collusion, forgery, intentional omissions, misrepresentations, or the override of internal control. Noncompliance with the compliance requirements referred to above is considered material if there is a substantial likelihood that, individually or in the aggregate, it would influence the judgment made by a reasonable user of the report on compliance about the City of Dahlonega, Georgia's compliance with the requirements of each major federal program as a whole.

In performing an audit in accordance with generally accepted auditing standards, *Government Auditing Standards*, and the Uniform Guidance, we:

- Exercise professional judgment and maintain professional skepticism throughout the audit.
- Identify and assess the risks of material noncompliance, whether due to fraud or error, and design and perform audit procedures responsive to those risks. Such procedures include examining, on a test basis, evidence regarding the City of Dahlonega, Georgia's compliance with the compliance requirements referred to above and performing such other procedures as we considered necessary in the circumstances.
- Obtain an understanding of the City of Dahlonega, Georgia's internal control over compliance relevant to the audit in order to design audit procedures that are appropriate in the circumstances and to test and report on internal control over compliance in accordance with the Uniform Guidance, but not for the purpose of expressing an opinion on the effectiveness of the City of Dahlonega, Georgia's internal control over compliance. Accordingly, no such opinion is expressed.

We are required to communicate with those charged with governance regarding, among other matters, the planned scope and timing of the audit and any significant deficiencies and material weaknesses in internal control over compliance that we identified during the audit.

Report on Internal Control over Compliance

A deficiency in internal control over compliance exists when the design or operation of a control over compliance does not allow management or employees, in the normal course of performing their assigned functions, to prevent, or detect and correct, noncompliance with a type of compliance requirement of a federal program on a timely basis. *A material weakness in internal control over compliance* is a deficiency, or a combination of deficiencies, in internal control over compliance, such that there is a reasonable possibility that material noncompliance with a type of compliance requirement of a federal program will not be prevented, or detected and corrected, on a timely basis. *A significant deficiency in internal control over compliance* is a deficiency, or a combination of deficiencies, in internal control over compliance with a type of compliance requirement of a federal program that is less severe than a material weakness in internal control over compliance, yet important enough to merit attention by those charged with governance.

Our consideration of internal control over compliance was for the limited purpose described in the Auditor's Responsibilities for the Audit of Compliance section above and was not designed to identify all deficiencies in internal control over compliance that might be material weaknesses or significant deficiencies in internal control over compliance. Given these limitations, during our audit we did not identify any deficiencies in internal control over compliance that we consider to be material weaknesses, as defined above. However, material weaknesses or significant deficiencies in internal control over compliance may exist that were not identified.

Our audit was not designed for the purpose of expressing an opinion on the effectiveness of internal control over compliance. Accordingly, no such opinion is expressed.

The purpose of this report on internal control over compliance is solely to describe the scope of our testing of internal control over compliance and the results of that testing based on the requirements of the Uniform Guidance. Accordingly, this report is not suitable for any other purpose.

Rushton, LLC

Gainesville, Georgia
June 27, 2024

CITY OF DAHLONEGA, GEORGIA
SCHEDULE OF EXPENDITURES OF FEDERAL AWARDS
For the fiscal year ended September 30, 2023

Federal Grant/Pass-Through Grantor/Program Title	Federal Assistance Listing Number	Pass- Through Number	Total Federal Expenditures
U.S. Department of Transportation			
Passed through the Georgia Department of Transportation: Highway Planning and Construction	20.205	PI#0016629	\$ 122,142
U.S. Department of Treasury			
COVID-19 Coronavirus State and Local Fiscal Recovery Funds	21.027	N/A	<u>1,260,029</u>
Total Expenditures of Federal Awards			<u><u>\$ 1,382,171</u></u>

See accompanying notes to schedule of expenditures of federal awards and schedule of findings and questioned costs.

**CITY OF DAHLONEGA – NOTES TO THE SCHEDULE OF
EXPENDITURES OF FEDERAL AWARDS
FOR THE FISCAL YEAR ENDED SEPTEMBER 30, 2023**

1. BASIS OF PRESENTATION

The accompanying schedule of expenditures of federal awards (the Schedule) includes the federal award activity of the City of Dahlonega, Georgia, under programs for the federal government for the current fiscal year. The information in this schedule is presented in accordance with the requirements of *Title 2 U.S. Code of Federal Regulations Part 200, Uniform Administrative Requirements, Cost Principles, and Audit Requirements for Federal Awards* (Uniform Guidance). Because this schedule presents only a selected portion of the operations of the City, it is not intended to and does not present the financial position, changes in net position or cash flows of the City.

2. SUMMARY OF SIGNIFICANT ACCOUNTING POLICIES

Expenditures reported on the Schedule are reported on the accrual basis of accounting. Such expenditures are recognized following the cost principles contained in *Title 2 U.S. Code of Federal Regulations Part 200, Uniform Administrative Requirements, Cost Principles, and Audit Requirements for Federal Awards*, wherein certain types of expenditures are not allowable or are limited as to reimbursement.

3. INDIRECT COST RATE

The City of Dahlonega, Georgia has elected not to use the 10-percent *de minimis* indirect cost rate allowed under the Uniform Guidance.

4. PAYMENTS TO SUBRECIPIENTS

For the current year, the City of Dahlonega, Georgia did not pass federal funds through to subrecipients.

**CITY OF DAHLONEGA – SCHEDULE OF FINDINGS AND
QUESTIONED COSTS
FOR THE FISCAL YEAR ENDED SEPTEMBER 30, 2023**

1. SUMMARY OF THE AUDITOR’S RESULTS

A. Financial Statements

Type of auditor’s report issued:	Unmodified
Internal control over financial reporting:	
Material weakness(es) identified?	None reported
Significant deficiencies identified not considered material weaknesses?	None reported
Noncompliance material to financial statements noted?	None reported

B. Federal Awards

Internal control over major programs:	
Material weakness(es) identified?	None reported
Significant deficiencies identified not considered material weaknesses?	None reported
Type of auditor’s report issued on compliance for major programs:	Unmodified
Any audit findings disclosed that are required to be reported in accordance with the Uniform Guidance?	None reported
Identification of major programs:	
21.027 Covid-19 Coronavirus State and Local Fiscal Recovery Funds	
Dollar threshold used to distinguish Between Type A and Type B programs:	\$750,000
Auditee qualified as low-risk auditee?	No

**CITY OF DAHLONEGA – SCHEDULE OF FINDINGS AND
QUESTIONED COSTS
FOR THE FISCAL YEAR ENDED SEPTEMBER 30, 2023**

2. FINANCIAL STATEMENT FINDINGS

A. Current Year Audit Findings

None reported

B. Prior Year Audit Findings Follow-Ups

None reported

3. FEDERAL AWARD FINDINGS AND QUESTIONED COSTS

The audit of our basic financial statements and schedule of expenditures of federal awards disclosed no audit findings or questioned costs which are required to be reported under Title 2 U.S. Code of Federal Regulations Part 200, *Uniform Administrative Requirements, Cost Principles, and Audit Requirements for Federal Awards*.



DAHLONEGA

L G H P  EST. 1833

FIRST MAJOR U.S. GOLD RUSH

STATE REPORTING SECTION

THIS SECTION CONTAINS ADDITIONAL REPORTS
REQUIRED BY THE STATE OF GEORGIA

CITY OF DAHLONEGA, GEORGIA
SCHEDULE OF PROJECTS FINANCED WITH
SPECIAL PURPOSE LOCAL OPTION SALES TAX
For the fiscal year ended September 30, 2023

<u>Project</u>	<u>Estimated Cost *</u>		<u>Expenditures</u>		
	<u>Original</u>	<u>Current</u>	<u>Prior Years</u>	<u>Current Year</u>	<u>Total</u>
<u>2020 Referendum</u>					
Roads & Bridges Resurfacing and Improvements	\$ 992,250	\$ 992,250	\$ 482,982	\$ 104,918	\$ 587,900
Stormwater Infrastructure	992,250	992,250	514,227	250,000	764,227
Water & Sewer System Improvements	<u>1,984,500</u>	<u>1,984,500</u>	<u>1,028,457</u>	<u>500,000</u>	<u>1,528,457</u>
Total	<u><u>\$ 3,969,000</u></u>	<u><u>\$ 3,969,000</u></u>	<u><u>\$ 2,025,666</u></u>	<u><u>\$ 854,918</u></u>	<u><u>\$ 2,880,584</u></u>

Total expenditures and transfers out of SPLOST Capital Projects Fund	\$ 982,320
Expenditures financed through other revenue sources for:	
Roads & Bridges Resurfacing and Improvements	<u>(127,402)</u>
	<u><u>\$ 854,918</u></u>

Date of Completion - March 2026

* Estimated cost represents the portion of these projects to be financed with Special Purpose Local Option Sales Tax. Actual costs that are in excess of these amounts have been financed through alternative funds.

CITY OF DAHLONEGA, GEORGIA
SCHEDULE OF PROJECTS FINANCED WITH
TRANSPORTATION SPECIAL PURPOSE LOCAL OPTION SALES TAX
For the fiscal year ended September 30, 2023

Project	Estimated Cost *		Expenditures		
	Original	Current	Prior Years	Current Year	Total
	<u>2019 Referendum</u>				
Roads and Bridges					
Construction and Improvement, Sidewalks Construction & Improvements, Bicycle Paths Construction & Improvements	\$ 2,310,000	\$ 2,310,000	\$ 651,916	\$ 567,895	\$ 1,219,811

* Estimated cost represents the portion of these projects to be financed with Transportation Special Purpose Local Option Sales Tax. Actual costs that are in excess of these amounts have been financed through alternative funds.



DAHLONEGA

L G H P  EST. 1833

FIRST MAJOR U.S. GOLD RUSH