



Annual Comprehensive Financial Report

For Fiscal Year Ended June 30, 2023



“Protecting our History and Providing for the Future”



City of Dawsonville, Georgia
ANNUAL COMPREHENSIVE FINANCIAL REPORT
For Fiscal Year Ended June 30, 2023



Submitted by:
Robert D. Bolz
City Manager

INTRODUCTORY SECTION





CITY OF DAWSONVILLE, GEORGIA
ANNUAL COMPREHENSIVE FINANCIAL REPORT
 For Fiscal Year Ended June 30, 2023

TABLE OF CONTENTS

INTRODUCTORY SECTION

Table of Contents	i-iii
Letter of Transmittal	iv-vi
Officials and Administration of the City of Dawsonville, Georgia	vii
Organization Chart	viii
Certificate of Achievement for Excellence in Financial Reporting.....	ix

FINANCIAL SECTION

Independent Auditor's Report.....	1-3
Management's Discussion and Analysis.....	4-12
<u>Basic Financial Statements</u>	
Government-Wide Financial Statements:	
Statement of Net Position.....	13
Statement of Activities.....	14
Fund Financial Statements:	
Governmental Funds	
Balance Sheet.....	15
Reconciliation of the Governmental Funds Balance Sheet to the Statement of Net Position	16
Statement of Revenues, Expenditures, and Changes in Fund Balances	17
Reconciliation of the Statement of Revenues, Expenditures, and Changes in Fund Balances of Governmental Funds to the Statement of Activities.....	18
Proprietary Funds	
Statement of Net Position.....	19
Statement of Revenues, Expenses, and Changes in Net Position	20
Statement of Cash Flows	21-22
Notes to the Financial Statements	23-43
<u>Required Supplementary Information</u>	
Defined Benefit Retirement Plan	
Schedule of Changes in the Net Pension Liability and Related Ratios	44
Schedule of Contributions	45
Notes to the Required Supplementary Information.....	46
Budgetary Comparison Schedule	
General Fund.....	47
American Rescue Plan Act.....	58



CITY OF DAWSONVILLE, GEORGIA
ANNUAL COMPREHENSIVE FINANCIAL REPORT
 For Fiscal Year Ended June 30, 2023

TABLE OF CONTENTS (CONT'D)

Supplementary Information

Combining and Individual Fund Financial Statements and Schedules	
Non-Major Governmental Funds	
Combining Balance Sheets	49
Combining Schedule of Revenues, Expenditures and Changes in Fund Balances	50
Supplemental Budgetary Comparison Schedule	
Hotel-Motel Tax Special Revenue Fund	51
Downtown Development Authority Special Revenue Fund	52
Cemetery Permanent Fund	53
Supplemental Budgetary Comparison Schedule - Water, Sewer and Garbage Fund	54
Supplemental Budgetary Comparison Schedule - SPLOST VI and VII	55
Schedules of Functional Allocations - Water, Sewer and Garbage Fund	
Schedule of Net Position	56
Schedule of Revenues, Expenses and Change in Net Position	57
State Reporting	
Schedule of Projects Financed with Special Sales Tax Proceeds	58

STATISTICAL SECTION

Financial Trends	
Net Position by Component	59
Changes in Net Position	60-61
Fund Balances of Governmental Funds	62
Changes in Fund Balances of Governmental Funds	63-64
General Fund History	65
Water and Sewer Fund History	66
Revenue Capacity	
Assessed Value and Estimated Actual Value of Taxable Property	67
Direct and Overlapping Property Tax Rate - Mills	68
Principal Property Taxpayers	69
Local Option Sales Tax Distribution Commodity Report - Dawson County	70
Debt Capacity	
Ratios of Outstanding Debt by Type	71
Direct and Overlapping Governmental Activities Debt	72
Legal Debt Margin Information	73
Pledged-Revenue Coverage Water, Sewage and Garbage Fund	74
Tax Supported Debt Ratios	75



CITY OF DAWSONVILLE, GEORGIA
ANNUAL COMPREHENSIVE FINANCIAL REPORT
For Fiscal Year Ended June 30, 2023

TABLE OF CONTENTS (CONT'D)

Demographic and Economic Information	
Demographic and Economic Statistics.....	76
Principal Employers/Dawson County	77
Operating Information	
City Government Employees by Function.....	78
Operating Indicators by Function	79
Capital Asset Statistics by Function	80

OTHER REPORTING SECTION

COMPLIANCE SECTION

Independent Auditor's Compliance Report	
Independent Auditor's Report on Internal Control over Financial Reporting and on Compliance and Other Matters Based on an Audit of Financial Statements Performed in Accordance with <i>Government Auditing Standards</i>	81-82

415 Highway 53 E. Suite 100
Dawsonville, Georgia 30534



(706) 265-3256
Fax (706) 265-4214
www.dawsonville-ga.gov

November 6, 2023

To the Members of the City Council
and Citizens of the City of Dawsonville:

It is our pleasure to present the Annual Comprehensive Financial Report of the City of Dawsonville for the fiscal year ended June 30, 2023 to the City Council and the citizens of Dawsonville. Georgia Code requires that every general-purpose local government publish within six months of the close of each fiscal year a complete set of audited financial statements.

Management assumes full responsibility for the completeness and reliability of the information contained in this report, based upon a comprehensive framework of internal controls that it has established for this purpose. Since the cost of internal controls should not exceed anticipated benefits, the objective is to provide reasonable rather than absolute assurance that the financial statements are free of any material misstatements.

Alexander, Almand & Bangs, LLP, have issued an unmodified (“clean”) opinion on the City of Dawsonville’s financial statements for the 2023 fiscal year. The independent auditor’s report is located at the front of the financial section of this report.

The management’s discussion and analysis (“MD&A”) immediately follows the auditor’s report in the financial section of this report and provides a narrative introduction, overview, and analysis of the basic financial statements. This letter of transmittal is designed to complement the MD&A and should be read in conjunction with it.

Profile of the Government

The City of Dawsonville, the county seat of Dawson County, is in the foothills of the Northeast Georgia Mountains, approximately 50 miles northeast of Atlanta. Dawsonville was incorporated December 10, 1859 and was named after William C. Dawson. Dawson served in both houses of the state legislature and in Congress from 1821 to 1835.

The government of the City of Dawsonville is vested in a City Council composed of a mayor and four council members. Each member serves a four-year term of office and there are no limits on the amount of terms they may serve. The City has the authority to levy property tax on both real and personal property located within its boundaries.

The City provides many services including a water and sewer utilities, solid waste collection, cemetery services, maintenance of highways and streets, planning and zoning services, recreational facilities, and tourism event sponsorship.

The Downtown Development Authority of Dawsonville (DDA), a blended component unit of the City, was created by the City in 1996 to stimulate and sustain economic development in Downtown Dawsonville. The DDA works closely with downtown businesses and city leaders to ensure continued growth and investment into the downtown area while protecting our history and providing for the future.

The City of Dawsonville develops and adopts a balanced budget for each fiscal year. The Finance Director develops this document which is submitted to the Mayor and City Council for the Council to adopt. The City includes all governmental funds (General, SPLOST, ARPA, Cemetery, Hotel/Motel Tax and Dawsonville Downtown Development Authority), and enterprise funds (Water/Sewage, and Solid Waste) in its budgeting process. More detail regarding the budgeting process can be found in the notes to the financial statements.

Local Economy

The economy within the City of Dawsonville has seen a steady and consistent growth pattern over the last several years.

Dawsonville is the only municipality located in Dawson County, situated in Northeast Georgia on two major state highways, Highway 53 and Highway 9, with Highway 400 in the County that opens a gateway for the Atlanta suburbs to expand north. The location of the City has been a major contributor to the growth of this community.

For the County, the North Georgia Premium Outlet Mall is the largest employer with approximately 1,110 employees throughout the year. The Dawson County Board of Education is the second largest employer with nearly 550 employees in the County.

The 2020 U.S. Census showed the City of Dawsonville grew more than 46% between 2010 and 2020, from 2,536 residents to 3,720 residents. Most of the City's growth has been residential. Dawson County also showed growth of 20% from 22,330 to 26,798. This population growth continues to impact all levels of service needs. The growth rate of the population is estimated to be roughly 75% over the next ten years.

The housing and banking market in the area has increased dramatically within the last three years due to a strong national and local economy which has produced record low interest rates. Residential developments continue to be developed in the area for families who are seeking more affordable housing outside of the Atlanta area. With an increase in residential development, the City continues to work toward providing amenities for its citizens. To accommodate the residential growth of the area, the commercial building and construction activity in the City and surrounding area remains active.

The City does not levy ad valorem taxes presently and has not historically. The City has maintained adequate revenues necessary for service delivery without the assessment of a City property tax.

Long-term Financial Planning

Unassigned fund balance in the General Fund is \$ 3,078,153 to provide cash flow throughout the year and as a buffer against unforeseen events. Although the City feels it is financially healthy enough to cover unforeseen events, the Administration adopted a formal minimum unassigned fund balance to reserve as a goal for their long-term liquidity management plan. The City will maintain at least six months of unassigned fund balance in reserve.

On November 4, 2014 Dawson County citizens approved the continuation of the Special Purpose Local Option Sales Tax (SPLOST). SPLOST VI collections began in July 2015 and were complete in July 2021. Therefore, the Mayor and City Council determine the project priority for SPLOST VI. Projects from SPLOST proceeds include sidewalks and revitalization of downtown and parking, city hall acquisition, and development of a recreational park, water and sewer projects, a farmer's market and purchasing public works equipment. The Mayor and City Council have designed these projects to improve the overall availability of resources, such as clean water, and recreational activities for the City's citizens.

On June 7, 2021 Dawson County and the City of Dawsonville agreed to the continuation of the Special Purpose Local Option Sales Tax (SPLOST). SPLOST VII began collection on July 1, 2022 and will continue for six years. The projects from this SPLOST proceeds included roads, land acquisition, public works facilities and equipment, parks and recreation and downtown revitalization. The Mayor and City Council have designed these projects to improve the overall experience for its citizens.

Relevant Financial Policies

In March of 2014, Standard and Poor's assigned a credit rating of "AA" (stable) to the City when the most recent revenue bonds were issued. The Council amended the Financial Policy Manual (a guide to the management of the finances of the City) March 15, 2021 to include additional roles of personnel and improve other financial processes and policies within the operations of the City. These policies address fund balances, the use of one-time revenues, issuance of debt, purchasing and procurement, cash and investment management, accounting practices, and water and sewer billing. These policies were designed to provide assurance that the City can meet its fiduciary responsibility to its citizens. The Council reviews and updates these policies on an ongoing basis.

Major Initiatives

The City remains in the process of improving roads and expanding the recreational facilities and park for its citizens. Certain phases of these projects were completed during the fiscal year with additional phases expected to be completed in the following year. In addition, the City continues to work diligently to resolve issues, such as parking and traffic flow in the Historic Downtown Area. They have done so in the current year by purchasing an additional 17-acres that will be designed as a downtown center connecting the Historic Area to the City Hall complex and park. A grant from the Appalachian Regional Commission is currently being used to design this project. In addition to the aforementioned City Hall and park areas, the City has current plans to welcome a new brewery and distillery, alongside a restaurant and redesigned patio area at these locations. These are anticipated to be complete or in progress during 2024. As a concern related to the significant growth expected within the next ten years, the City has taken a proactive approach to the water and sewer systems by beginning the design of an additional wastewater treatment plant. The plant is budgeted at roughly \$ 12,000,000 and is expected to break ground in 2024. To assist in managing this project and the anticipated growth, the City constructed a new administrative facility for the Public Works and Utilities Departments as an initiative to provide clean water and environmental solutions under the American Rescue Plan Act. A continued goal from the City has been to provide transparency to the Citizens of the happenings. In doing so, the City makes available via live stream and replay video of Council Meetings including detailed minutes with time stamps for those seeking specific items within the agenda, as well as an updated, easy-to-use website. These projects are time-consuming and require devoted hours working with multiple agencies and regulatory authorities to accomplish.

Awards and Acknowledgements

The Governmental Finance Officers Association's (GFOA) awarded a Certificate of Achievement for Excellence in Financial Reporting to the City of Dawsonville for fiscal year ended June 30, 2022. To be awarded a Certificate of Achievement, the government is required to publish an easily readable and efficiently organized ACFR that satisfies both generally accepted accounting principles and applicable legal requirements.

A Certificate of Achievement is valid for a period of one year only. We believe that our current annual financial report continues to meet the Certificate of Achievements Programs' requirements, and we are submitting it to the GFOA to determine its eligibility for another certificate.

The preparation of the ACFR has been accomplished through the dedicated efforts of the entire staff in conjunction with the external audit firm Alexander, Almand & Bangs, LLP. Appreciation is also expressed to the Mayor and Council for their support and providing the resources needed to deliver quality services for Dawsonville's citizens.

Respectfully submitted,

Robert D. Bolz
City Manager



CITY OF DAWSONVILLE, GEORGIA
OFFICIALS AND ADMINISTRATION
As of June 30, 2023

ELECTED OFFICIALS

Mayor	Mike Eason
Mayor Pro-Tem	John Walden
Council Member – Post 1	Caleb Phillips
Council Member – Post 2	Willian Illg
Council Member – Post 3	John Walden
Council Member – Post 4	Mark French

APPOINTED OFFICIALS

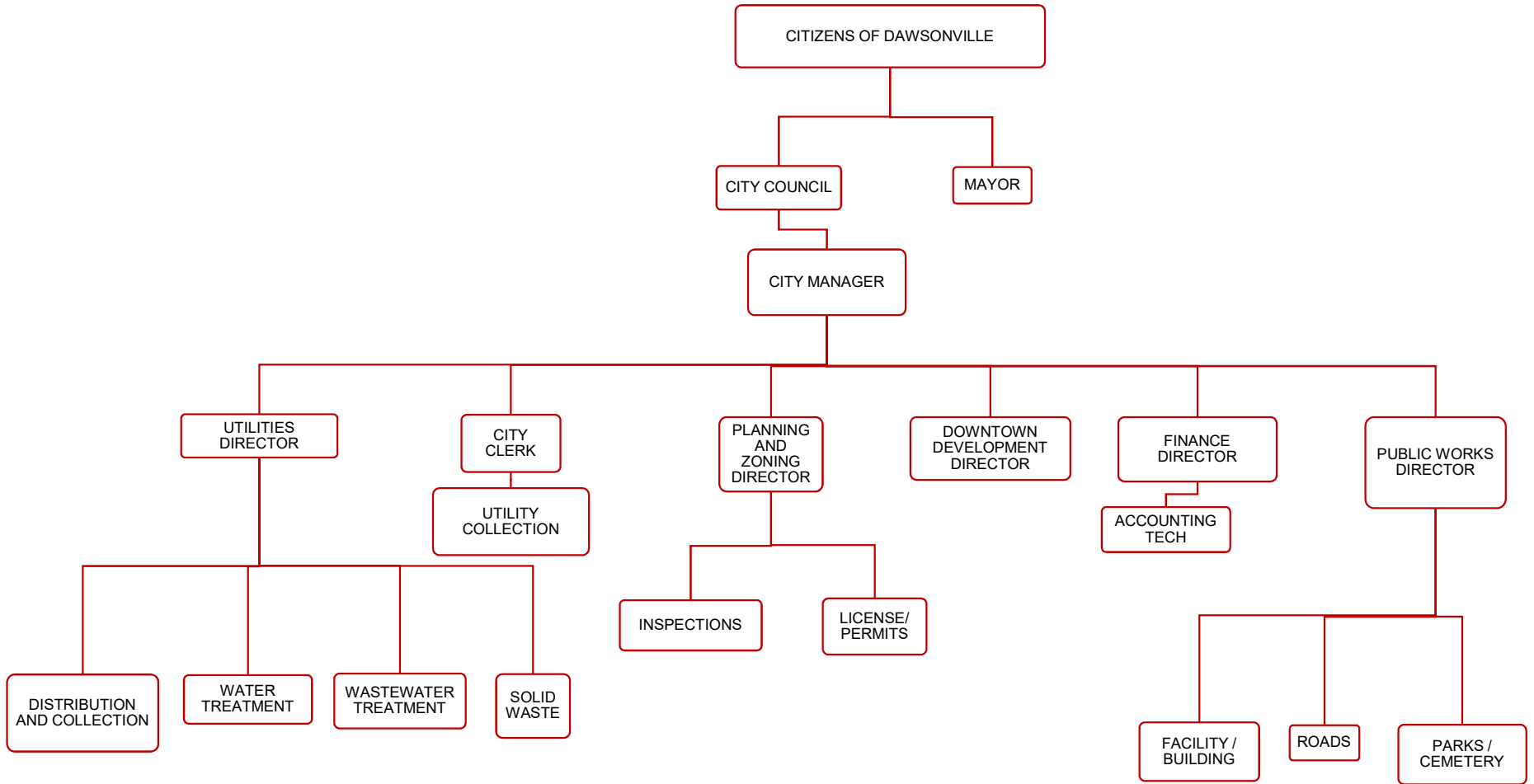
City Clerk	Beverly Banister
Deputy City Clerk	Tracy Smith
City Attorney	Kevin Tallant

ADMINISTRATION

City Manager	Robert D. Bolz
Utilities Operational Manager	Jacob Barr
Public Works Operations Manager	Trampas Hansard
Planning Director	Jameson Kinley



CITY OF DAWSONVILLE
ORGANIZATION CHART
As of June 30, 2023





Government Finance Officers Association

Certificate of
Achievement
for Excellence
in Financial
Reporting

Presented to

**City of Dawsonville
Georgia**

For its Annual Comprehensive
Financial Report
For the Fiscal Year Ended

June 30, 2022

Christopher P. Morill

Executive Director/CEO

FINANCIAL SECTION



This page is intentionally blank.

To the Mayor and City Council
City of Dawsonville, Georgia

Report on the Audit of the Financial Statements

Opinions

We have audited the accompanying financial statements of the governmental activities, the business-type activities, each major fund, and the aggregate discretely presented component units, each major fund, and the aggregate remaining fund information of the City of Dawsonville, Georgia as of and for the year ended June 30, 2023, and the related notes to the financial statements, which collectively comprise the City of Dawsonville, Georgia's basic financial statements as listed in the table of contents.

In our opinion, the financial statements referred to above present fairly, in all material respects, the respective financial position of the governmental activities, the business-type activities, each major fund, and the aggregate discretely presented component units, each major fund, and the aggregate remaining fund information of the City of Dawsonville, Georgia, as of June 30, 2023, and the respective changes in financial position, and, where applicable, cash flows thereof for the year then ended in accordance with accounting principles generally accepted in the United States of America.

Basis for Opinions

We conducted our audit in accordance with auditing standards generally accepted in the United States of America and the standards applicable to financial audits contained in *Government Auditing Standards*, issued by the Comptroller General of the United States. Our responsibilities under those standards are further described in the Auditor's Responsibilities for the Audit of the Financial Statements section of our report. We are required to be independent of the City of Dawsonville, Georgia and to meet our other ethical responsibilities, in accordance with the relevant ethical requirements relating to our audit. We believe that the audit evidence we have obtained is sufficient and appropriate to provide a basis for our audit opinions.

Responsibilities of Management for the Financial Statements

Management is responsible for the preparation and fair presentation of the financial statements in accordance with accounting principles generally accepted in the United States of America, and for the design, implementation, and maintenance of internal control relevant to the preparation and fair presentation of financial statements that are free from material misstatement, whether due to fraud or error.

In preparing the financial statements, management is required to evaluate whether there are conditions or events, considered in the aggregate, that raise substantial doubt about the City of Dawsonville, Georgia's ability to continue as a going concern for twelve months beyond the financial statement date, including any currently known information that may raise substantial doubt shortly thereafter.

Auditor's Responsibilities for the Audit of the Financial Statements

Our objectives are to obtain reasonable assurance about whether the financial statements as a whole are free from material misstatement, whether due to fraud or error, and to issue an auditor's report that includes our opinions. Reasonable assurance is a high level of assurance but is not absolute assurance and therefore is not a guarantee that an audit conducted in accordance with generally accepted auditing standards and *Government Auditing Standards* will always detect a material misstatement when it exists. The risk of not detecting a material misstatement resulting from fraud is higher than for one resulting from error, as fraud may involve collusion, forgery, intentional omissions, misrepresentations, or the override of internal control. Misstatements are considered material if there is a substantial likelihood that, individually or in the aggregate, they would influence the judgment made by a reasonable user based on the financial statements.

In performing an audit in accordance with generally accepted auditing standards and *Government Auditing Standards*, we:

- Exercise professional judgment and maintain professional skepticism throughout the audit.
- Identify and assess the risks of material misstatement of the financial statements, whether due to fraud or error, and design and perform audit procedures responsive to those risks. Such procedures include examining, on a test basis, evidence regarding the amounts and disclosures in the financial statements.
- Obtain an understanding of internal control relevant to the audit in order to design audit procedures that are appropriate in the circumstances, but not for the purpose of expressing an opinion on the effectiveness of the City of Dawsonville, Georgia's internal control. Accordingly, no such opinion is expressed.
- Evaluate the appropriateness of accounting policies used and the reasonableness of significant accounting estimates made by management, as well as evaluate the overall presentation of the financial statements.
- Conclude whether, in our judgment, there are conditions or events, considered in the aggregate, that raise substantial doubt about the City of Dawsonville, Georgia's ability to continue as a going concern for a reasonable period of time.

We are required to communicate with those charged with governance regarding, among other matters, the planned scope and timing of the audit, significant audit findings, and certain internal control-related matters that we identified during the audit.

Required Supplementary Information

Accounting principles generally accepted in the United States of America require that the Management's Discussion and Analysis, the Required Defined Benefit Retirement Plan Pension Schedules, the Schedule of Notes to Required Supplementary Information, the Budgetary Comparison Schedule – General Fund, the Budgetary Comparison Schedule - SPLOST VI and SPLOT VII and the Budgetary Comparison Schedule – American Rescue Plan Act listed in the table of contents be presented to supplement the basic financial statements. Such information is the responsibility of management and, although not a part of the basic financial statements, is required by the Governmental Accounting Standards Board who considers it to be an essential part of financial reporting for placing the basic financial statements in an appropriate operational, economic, or historical context. We have applied certain limited procedures to the required supplementary information in accordance with auditing standards generally accepted in the United States of America, which consisted of inquiries of management about the methods of preparing the information and comparing the information for consistency with management's responses to our inquiries, the basic financial statements, and other knowledge we obtained during our audit of the basic financial statements. We do not express an opinion or provide any assurance on the information because the limited procedures do not provide us with sufficient evidence to express an opinion or provide any assurance.

Supplementary Information

Our audit was conducted for the purpose of forming opinions on the financial statements that collectively comprise the City of Dawsonville, Georgia's basic financial statements. The accompanying combining and individual nonmajor fund financial statements and schedule of expenditures of federal awards, as required by Title 2 U.S. *Code of Federal Regulations* Part 200, *Uniform Administrative Requirements, Cost Principles, and Audit Requirements for Federal Awards*, are presented for purposes of additional analysis and are not a required part of the basic financial statements. Such information is the responsibility of management and was derived from and relates directly to the underlying accounting and other records used to prepare the basic financial statements. The information has been subjected to the auditing procedures applied in the audit of the basic financial statements and certain additional procedures, including comparing and reconciling such information directly to the underlying accounting and other records used to prepare the basic financial statements or to the basic financial statements themselves, and other additional procedures in accordance with auditing standards generally accepted in the United States of America. In our opinion, the combining and individual nonmajor fund financial statements and the schedule of expenditures of federal awards are fairly stated, in all material respects, in relation to the basic financial statements as a whole.

Other Information

Management is responsible for the other information included in the annual report. The other information comprises the introductory and statistical sections but does not include the basic financial statements and our auditor's report thereon. Our opinions on the basic financial statements do not cover the other information, and we do not express an opinion or any form of assurance thereon.

In connection with our audit of the basic financial statements, our responsibility is to read the other information and consider whether a material inconsistency exists between the other information and the basic financial statements, or the other information otherwise appears to be materially misstated. If, based on the work performed, we conclude that an uncorrected material misstatement of the other information exists, we are required to describe it in our report.

Other Reporting Required by Government Auditing Standards

In accordance with *Government Auditing Standards*, we have also issued our report dated November 6, 2023, on our consideration of the City of Dawsonville, Georgia's internal control over financial reporting and on our tests of its compliance with certain provisions of laws, regulations, contracts, and grant agreements and other matters. The purpose of that report is solely to describe the scope of our testing of internal control over financial reporting and compliance and the results of that testing, and not to provide an opinion on the effectiveness of the City of Dawsonville, Georgia's internal control over financial reporting or on compliance. That report is an integral part of an audit performed in accordance with *Government Auditing Standards* in considering City of Dawsonville, Georgia's internal control over financial reporting and compliance.



Alexander, Almand & Bangs, LLP
Gainesville, Georgia
November 6, 2023



MANAGEMENT'S DISCUSSION AND ANALYSIS

As management of the City of Dawsonville, Georgia, we present our analysis of the City's financial condition and activities for the fiscal year ended June 30, 2023. This information should be read and considered in conjunction with the financial statements.

FINANCIAL HIGHLIGHTS

Financial highlights of the year include the following:

- The City of Dawsonville's total assets and deferred outflows of resources exceeded its total liabilities and deferred inflows of resources at the close of the most recent fiscal year by \$ 28,751,412 (net position). Of this amount, \$ 7,781,423 was available for use to meet the City's ongoing obligations to its citizens and creditors.
- The City's net position increased by \$ 1,994,789 for general activities during the most recent fiscal year, resulting from governmental and business activities.
- The City's net investment in capital assets, increased by \$ 632,231 during fiscal year ending June 30, 2023.
- There was a significant increase of \$ 376,480 in the fund balance of the SPLOST Fund due primarily to funds received from SPLOST VII.
- In July 2022, the City received \$ 606,087 from the Coronavirus Aid, Relief, and Economic Security (CARES) Act. As of June 30, 2023, the City has spent \$ 1,214,389 of those Recovery Act Funds.

More detailed information regarding activities and funds begins on page 5.

Overview of the Financial Statements

This City of Dawsonville's management discussion and analysis is intended to serve as an introduction to the basic financial statements. The City's basic financial statements include three components: 1) Government-Wide Financial Statements, 2) Fund Financial Statements, and 3) Notes to the Basic Financial Statements. These components are described below.

Government-wide financial statements

The government-wide financial statements are designed to provide readers with a broad overview of the City of Dawsonville's finances, in a manner like a private-sector business.

The statement of net position presents information on all the City's total assets and deferred outflows of resources and liabilities and deferred inflows of resources, with the difference between the two reported as net position. Over time, increases or decreases in net position may serve as a useful indicator of whether the financial position of the City is improving or deteriorating. The statement of net position combines and consolidates the governmental funds current financial resources with capital assets and long-term obligations. The statement of activities presents information showing how the City's net position changed during the most recent fiscal year. Thus, revenues and expenses are reported in this statement for some items that will only result in cash flows in future fiscal periods.

Government-wide financial statements distinguish functions of the City that are principally supported by taxes and intergovernmental revenues (governmental activities) from other functions that are intended to recover all or a significant portion of their costs through user fees and charges (business-type activities). The governmental activities of the City of Dawsonville include general government, public safety, highways and streets, and other charges. The major business-type activity of the City includes the water, sewer, and garbage system.

The government-wide financial statements include a legally separate Dawsonville Downtown Development Authority, a component unit of the City. Financial information for the component unit is blended into the City's financial statements.

Fund financial statements

A fund is a grouping of related accounts that is used to maintain control over resources that have been segregated for specific activities or objectives. The City, like other state and local governments, uses fund accounting to ensure and demonstrate compliance with finance-related legal requirements. All the funds of the City of Dawsonville can be divided into three categories: governmental funds, proprietary funds, and fiduciary funds. These funds also include the component unit.

Governmental Funds

Governmental funds are used to account for essentially the same functions reported as governmental activities in the government-wide financial statements. However, unlike the government-wide financial statements, governmental fund financial statements focus on near term inflows and outflows of spendable resources, as well as on balances of spendable resources available at the end of the fiscal year. Such information may be useful in evaluating a government's near-term financing requirements.

Because the focus of governmental funds is narrower than that of the government-wide financial statements, it is useful to compare the information presented for governmental funds with similar information presented for governmental activities in the government-wide financial statements. By doing so, readers may better understand the long-term impact of the government's near-term financing decisions. Both the governmental fund balance sheet and the governmental fund statement of revenues, expenditures, and changes in fund balances provide a reconciliation to facilitate this comparison between the two.

The City maintains six governmental funds – the general fund, a Special Local Option Sales Tax (“SPLOST”) fund, an American Recovery Plan Act (“ARPA”) fund, Downtown Development Authority (“DDA”), hotel-motel tax special revenue funds, and the permanent cemetery fund. Information is presented separately in the governmental fund balance sheet and in the governmental fund statement of revenues, expenditures, and changes in fund balances. The general fund, SPLOST fund and ARPA fund are considered major funds, while the cemetery fund, DDA, and the hotel-motel tax fund are considered non-major governmental funds.

The City of Dawsonville adopted a full year budget for the period ending June 30, 2023 for all of its funds. A budgetary comparison statement has been provided for the general fund, Downtown Development Authority (“DDA”), the hotel-motel tax fund, and the cemetery fund to demonstrate compliance with the budget.

Proprietary Fund

The City of Dawsonville maintains one proprietary enterprise fund. Enterprise funds are used to report the same functions presented as business-type activities in the government-wide financial statements. Information is presented separately in the proprietary statement of net position and the proprietary statement of revenues, expense, and changes in net position for the water, sewer, and garbage fund, which is considered a major proprietary fund.

Permanent Fund

The City of Dawsonville maintains one permanent fund for the cemetery. Permanent funds account for resources that are legally restricted to allow the earnings (and not the principle) to be used to support the governments programs such as cemeteries, libraries, parks, and scholarships.

Notes to the financial statements

Notes to the basic financial statements provide additional information that is essential to a full understanding of the data provided in government-wide and the fund financial statements. The notes can be found immediately following the fund financial statements.

Other information

Required supplementary information is reported in addition to the basic financial statements and accompanying notes.

GOVERNMENT-WIDE FINANCIAL ANALYSIS

At June 30, 2023, the City's assets and deferred outflows of resources exceeded liabilities and deferred inflows of resources by \$ 28,751,412. By far the largest portion of the City's net position reflects its net investment in capital assets, less any related debt used to acquire those assets that is still outstanding. Capital assets are used to provide services to citizens, and they are not available for future spending. Although the investment in capital assets are reported net of related debt, it should be noted that the resources needed to repay this debt must be provided from other sources since the capital assets themselves cannot be used to liquidate these liabilities.

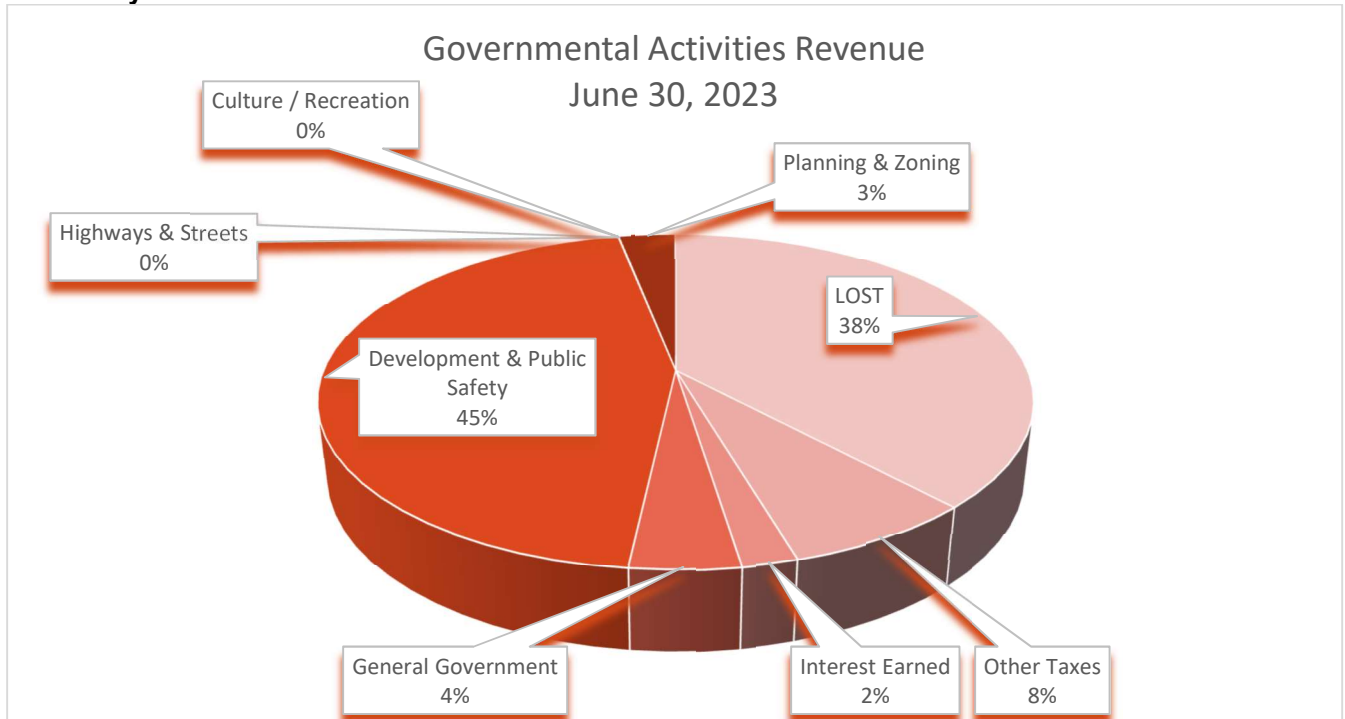
City of Dawsonville's Net Position

	Total	Total	Gov't'l	Gov't'l	Business	Business
	6/30/2023	6/30/2022	Activities	Activities	Type	Type
			6/30/2023	6/30/2022	Activities	Activities
					6/30/2023	6/30/2022
Current assets	\$ 10,743,076	\$ 9,920,308	\$ 5,553,076	\$ 5,539,015	\$ 5,190,000	\$ 4,381,293
Capital assets	22,604,774	21,972,543	11,497,707	10,668,340	11,107,067	11,304,203
Total assets	33,347,850	31,892,851	17,050,783	16,207,355	16,297,067	15,685,496
Deferred outflow s of resources	188,077	91,374	136,572	65,364	51,505	26,010
Other current liabilities	766,481	998,597	103,235	425,804	663,246	572,793
Long-term obligations	4,018,034	4,122,120	351,231	174,332	3,666,803	3,947,788
Total liabilities	4,784,515	5,120,717	454,466	600,136	4,330,049	4,520,581
Deferred inflow s of resources	-	106,885	-	76,460	-	30,425
Net position:						
Net investment in capital assets	18,669,999	17,685,226	11,457,957	10,619,590	7,212,042	7,065,636
Restricted for cemetery	229,751	227,097	229,751	227,097	-	-
Restricted for tourism	1,617	652	1,617	652	-	-
Restricted for capital projects	2,058,680	1,682,277	2,058,680	1,682,277	-	-
Restricted for DDA	9,942	39,468	9,942	39,468	-	-
Unrestricted	7,781,423	7,121,903	2,974,942	3,027,039	4,806,481	4,094,864
Total net position	\$ 28,751,412	\$ 26,756,623	\$ 16,732,889	\$ 15,596,123	\$ 12,018,523	\$ 11,160,500

City of Dawsonville's Changes in Net Position (continued)

	<u>Total</u> <u>6/30/2023</u>	<u>Total</u> <u>6/30/2022</u>	<u>Govt'l</u> <u>Activities</u> <u>6/30/2023</u>	<u>Govt'l</u> <u>Activities</u> <u>6/30/2022</u>	<u>Business</u> <u>Type</u> <u>Activities</u> <u>6/30/2023</u>	<u>Business</u> <u>Type</u> <u>Activities</u> <u>6/30/2022</u>
Revenues:						
Program revenues:						
Charges for services	\$ 3,543,883	\$ 2,690,800	\$ 318,243	\$ 280,786	\$ 3,225,640	\$ 2,410,014
Operating grants & contributions	2,425	31,050	2,425	31,050	-	-
Capital grants & contributions	2,461,995	2,076,714	2,223,245	1,972,464	238,750	104,250
General revenues:						
Taxes	2,200,966	2,298,327	2,200,966	2,298,327	-	-
Interest	201,812	8,705	103,982	6,301	97,830	2,404
Total Revenues	<u>8,411,081</u>	<u>7,105,596</u>	<u>4,848,861</u>	<u>4,588,928</u>	<u>3,562,220</u>	<u>2,516,668</u>
Expenses:						
General government	2,214,051	1,320,221	2,214,051	1,320,221	-	-
Public safety	100	100	100	100	-	-
Public works	661,036	692,702	661,036	692,702	-	-
Culture/recreation	178,833	156,235	178,833	156,235	-	-
Planning and zoning	452,196	406,577	452,196	406,577	-	-
Development	205,879	24,592	205,879	24,592	-	-
Interest on long-term debt	80,055	81,198	-	-	80,055	81,198
Water and sewer	2,624,142	2,309,042	-	-	2,624,142	2,309,042
Total Expense	<u>6,416,292</u>	<u>4,990,667</u>	<u>3,712,095</u>	<u>2,600,427</u>	<u>2,704,197</u>	<u>2,390,240</u>
Increase in net position before transfers	1,994,789	2,114,929	1,136,766	1,988,501	858,023	126,428
Transfers	-	-	-	-	-	-
Change in net position	1,994,789	2,114,929	1,136,766	1,988,501	858,023	126,428
Net position - beginning of year	<u>26,756,623</u>	<u>24,641,694</u>	<u>15,596,123</u>	<u>13,607,622</u>	<u>11,160,500</u>	<u>11,034,072</u>
Net position - ending of year	<u>\$ 28,751,412</u>	<u>\$ 26,756,623</u>	<u>\$ 16,732,889</u>	<u>\$ 15,596,123</u>	<u>\$ 12,018,523</u>	<u>\$ 11,160,500</u>

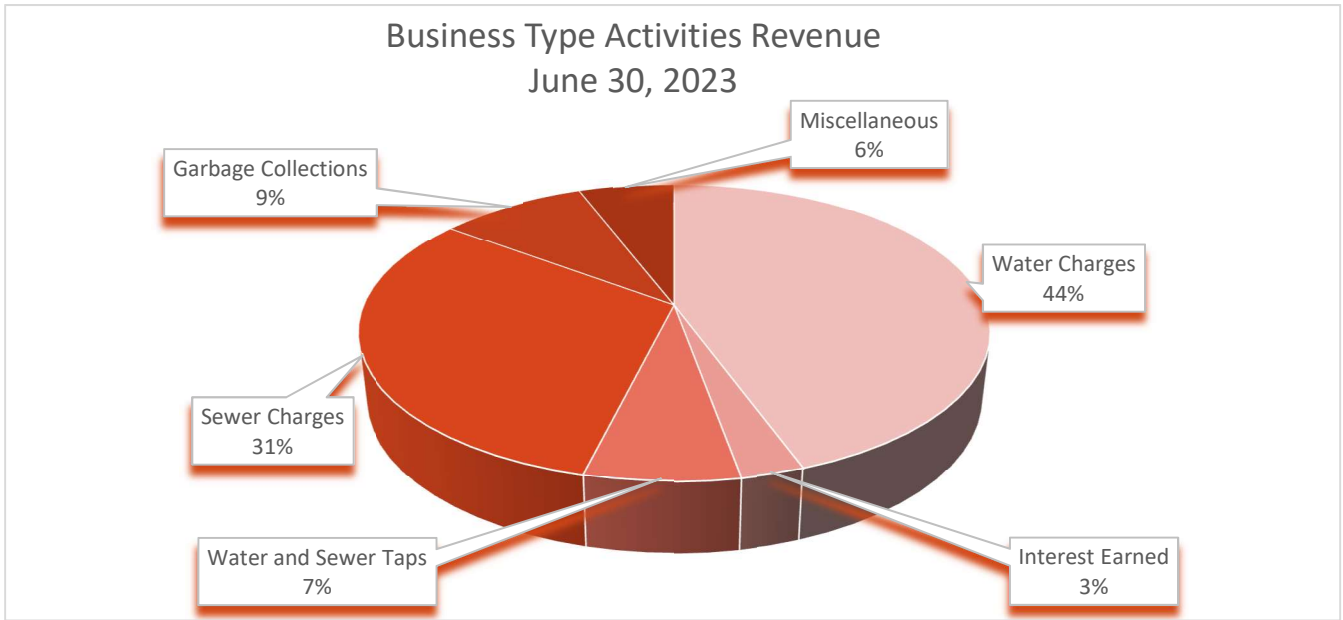
Revenues by Source:



For fiscal year 2023, total revenues for governmental activities increased by 5.66 % compared to fiscal year 2022. The general and SPLOST funds are the two governmental funds which have received the most financial impact during the year in. Taxes received in the general fund primarily consisted of sales tax increases (Local Option Sales Taxes, “LOST”) which has increased slightly over \$ 341,000 from the prior year. The increase is due to additional nearby retail establishments available to consumers, and growth in area population driven by available jobs and flexible working conditions. Taxes are assessed based on the population residing within the City, which have increased from the prior year.

The SPLOST Fund was impacted primarily from sales taxes received under the intergovernmental agreements with Dawson County, and the continued progress of projects within SPLOST VI and VII referendums. Project budgets are designed to be consistent with revenue streams structured within the agreement as well as reasonable timelines that can be accomplished. This generally results in an increased fund balance until the tax collection period under the referendum ends and project completion occurs.

In addition to taxes, both the general and SPLOST funds increased interest earned by nearly \$ 100,000 in total from the prior year. This is due to interest rate changes offered by banking institutions.

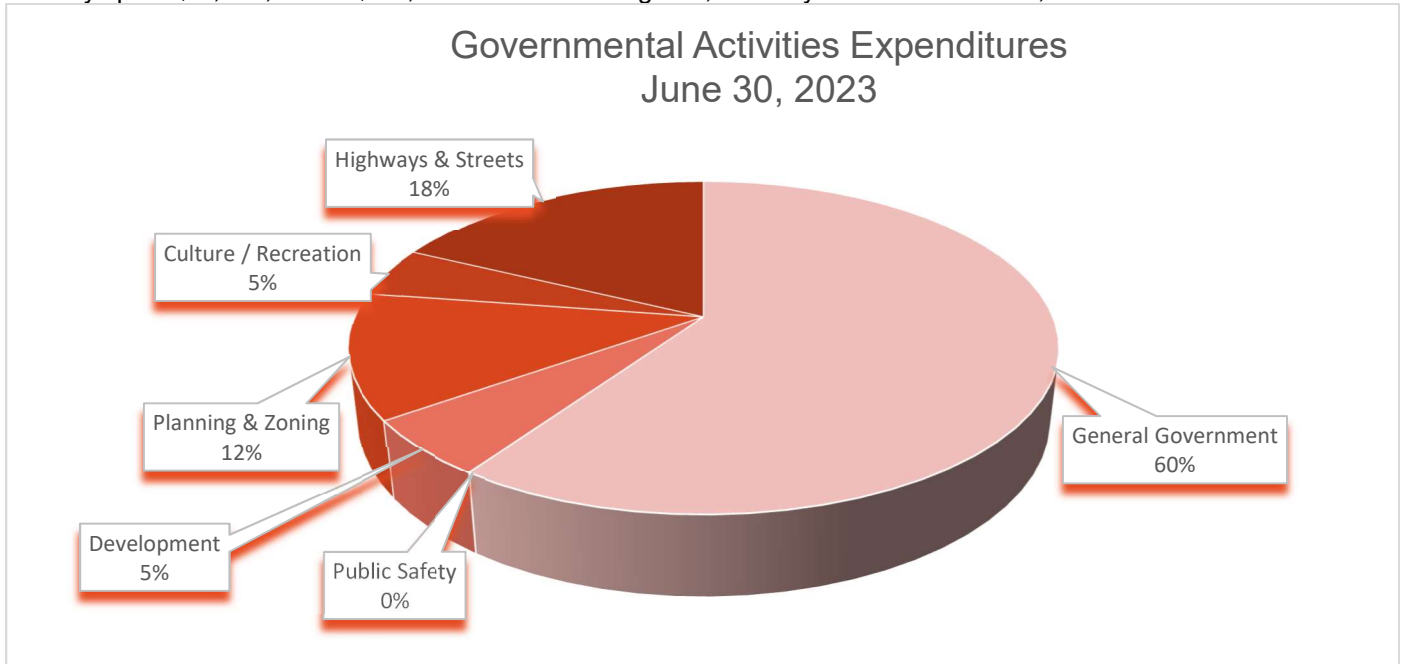


For fiscal year 2023, total revenues for business-type activities increased by 27% compared to fiscal year 2022 due to an increase of water/sewer tap fees over the prior year, water/sewer and garbage charges due to new citizen accounts, and environmental compliance charges associated with Gold Creek Foods.

GENERAL FUND BUDGETARY HIGHLIGHTS

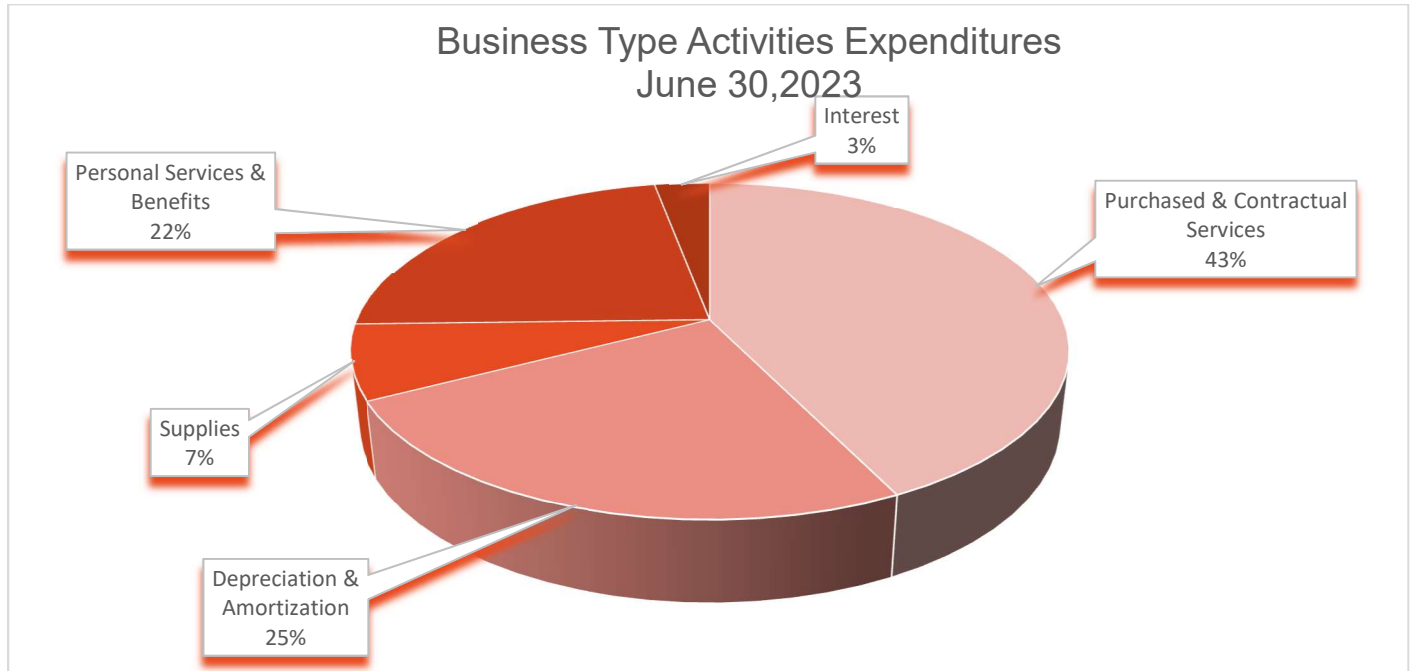
Changes from the City's General Fund original budget to the final budget are detailed in the Statement of Revenues, Expenditures and Changes in Fund Balance – Budget and Actual along with a comparison to actual activity for the year ended June 30, 2023. Fiscal management and expenditure control helped keep the budget in balance.

General Fund revenues of \$ 3,178,906 were greater than budgeted revenues of \$ 3,170,725 for the year ended June 30, 2023. General Fund expenditures were less than budgeted. With total appropriations of \$ 3,170,725 the City actually spent \$ 3,192,773 or \$ 22,048 more than budgeted, for the year ended June 30, 2023.



Expenditures by Function:

For fiscal year 2023, total expenditures for governmental activities increased 42.75% compared to fiscal year 2022 due to wages, professional fees, and capital outlay.



For fiscal year 2023, total expenditures increased 13.14% for business-type activities compared to fiscal year 2022 due to additional depreciation expense for construction projects placed in service, increase wages, repairs and maintenance, and increase in technical and contracted services.

The City was very fortunate during the past fiscal years because they were able to adapt to the constraints of COVID-19 across all funds, maintain activities such as planning and zoning, permits, water/sewer, etc. In doing so, the City was only minimally affected during the previous fiscal years and were able to fully continue operations during this fiscal year and meet the demands of the citizens.

ECONOMIC FACTORS

The issues facing the national and state economies correlate with the City's local economy. Currently the State of Georgia, especially the Northeast Region, is experiencing a significant economic growth period. This is attributed to the increased film production activity and corporate distribution/manufacturing facilities that are conducting business within the surrounding region. The increased activities have created a greater demand for housing. Therefore, the City has seen a significant increase in requests for permits and local licensing for both new homes and commercial building construction. In addition, this has increased the needs for additional water and sewer systems, as well as general government services. The increase in demand for services will also provide increased revenues for the City. The City plans to maintain a conservative fiscal position, while increasing services, during the economic growth period.

CAPITAL ASSETS

As of June 30, 2023, and 2022 the City had \$ 35,050,533 and \$ 33,235,174 invested in a variety of capital assets, as in the schedule below. Adjustments for depreciation are \$ 1,183,129 and \$ 1,003,899 for the years ending June 30, 2023 and 2022. Adjustments for accumulated depreciation are \$ 12,445,760 and \$ 11,262,631 for the years ending June 30, 2023 and 2022. Further detail on capital assets is provided in the notes to the financial statements, Note 2E.

City of Dawsonville's Capital Assets

	Total	Total	Gov't	Gov't	Business	Business
	6/30/2023	6/30/2022	Activities	Activities	Type	Type
			6/30/2023	6/30/2022	Activities	Activities
					6/30/2023	6/30/2022
Land	\$ 5,263,342	\$ 4,358,989	\$ 2,084,047	\$ 1,179,694	\$ 3,179,295	\$ 3,179,295
Artifacts	49,751	49,751	49,751	49,751	-	-
Construction in progress	372,992	362,261	50,597	362,261	322,395	-
Buildings	5,418,143	4,965,416	5,159,296	4,706,569	258,847	258,847
Improvements	46,384	32,825	46,384	32,825	-	-
Vehicles	339,400	243,979	339,400	243,979	-	-
Equipment	1,067,803	849,472	311,664	241,325	756,139	608,147
Infrastructure	7,403,348	7,283,111	7,403,348	7,283,111	-	-
Water and Sewer System	14,155,247	14,155,247	-	-	14,155,247	14,155,247
Sewer Treatment Plant	934,123	934,123	-	-	934,123	934,123
Total	\$ 35,050,533	\$ 33,235,174	\$ 15,444,487	\$ 14,099,515	\$ 19,606,046	\$ 19,135,659

The following reconciliation summarizes the change in Capital Assets:

	Total	Total	Gov't	Gov't	Business	Business
	6/30/2022	6/30/2021	Activities	Activities	Type	Type
			6/30/2022	6/30/2021	Activities	Activities
					6/30/2022	6/30/2021
Beginning Balance:	\$ 33,235,174	\$ 31,820,487	\$ 14,099,515	\$ 12,825,991	\$ 19,135,659	\$ 18,994,496
Additions:						
Land	904,353	107,300	904,353	107,300	-	-
Construction in Progress	372,990	313,198	50,595	313,198	322,395	-
Buildings	452,727	70,293	452,727	70,293	-	-
Vehicles	95,421	-	95,421	-	-	-
Equipment	218,331	66,100	70,339	28,632	147,992	37,468
Infrastructure	133,796	4,209,516	133,796	4,209,516	-	-
Water and Sewer System	-	458,018	-	-	-	458,018
Sewer treatment plant	-	-	-	-	-	-
Dispositions:						
Construction in Progress	(362,259)	(3,781,743)	(362,259)	(3,455,415)	-	(326,328)
Vehicles	-	(27,995)	-	-	-	(27,995)
Total	\$ 35,050,533	\$ 33,235,174	\$ 15,444,487	\$ 14,099,515	\$ 19,606,046	\$ 19,135,659

LONG-TERM OBLIGATIONS

As of year-end, the City had \$ 3,576,073 in debt (bonds, notes, etc.) outstanding compared to \$ 3,943,775 prior year. The components which had an impact on the City's overall debt are shown below:

- The City acquired land of the Farmer's market. The agreement will mature on December 1, 2027. The remaining balance is \$ 39,750 as of June 30, 2023.
- The Downtown Development Authority issued Series 2019 Revenue Bonds in the amount of \$ 3,735,000 for the redemption (refinancing) of the Series 2014 Revenue Bonds. The \$ 3,735,000 was used for \$ 120,000 bond issuance costs and \$ 3,615,000 paid the balance of the Series 2014 Bonds. The interest rates on the Series 2019 Revenue Bonds is 1.90% and matures on February 1, 2033 the same as the Series 2014 Revenue Bonds. The projected gross savings for refinancing the Series 2014 Bonds is \$ 217,839 through maturity.

Further detail on the City's outstanding debt is provided in the notes to the financial statements, Note 2E.

REQUEST FOR FINANCIAL INFORMATION

This financial report is designed to provide a general overview of the City of Dawsonville's finances for all of Dawsonville's residents, taxpayers, customers, investors, and creditors. This financial report seeks to demonstrate the City's accountability for the money it receives. Questions concerning any of the information provided in this report, or requests for additional information should be addressed to the City Clerk, c/o City of Dawsonville, P. O. Box 6, Dawsonville, Georgia 30534.

FINANCIAL SECTION
Basic Financial Statements

This page is intentionally blank.

CITY OF DAWSONVILLE, GEORGIA
STATEMENT OF NET POSITION
June 30, 2023

	Primary Government		
	Governmental Activities	Business-Type Activities	Total
ASSETS			
Current assets			
Cash and cash equivalents	\$ 2,950,501	\$ 4,119,259	\$ 7,069,760
Accounts receivable	436,365	797,413	1,233,778
Internal balances	(17,872)	18,301	429
Prepaid items	80,698	53,392	134,090
Restricted assets:			
Cash and cash equivalents	2,103,384	201,635	2,305,019
Total current assets	<u>5,553,076</u>	<u>5,190,000</u>	<u>10,743,076</u>
Non-current assets			
Capital assets, non-depreciable			
Land	2,084,047	3,179,295	5,263,342
Construction in progress	50,597	322,395	372,992
Artifacts	49,751	-	49,751
Capital assets, depreciable (net of depreciation)	<u>9,313,312</u>	<u>7,605,377</u>	<u>16,918,689</u>
Total non-current assets	<u>11,497,707</u>	<u>11,107,067</u>	<u>22,604,774</u>
TOTAL ASSETS	<u>17,050,783</u>	<u>16,297,067</u>	<u>33,347,850</u>
DEFERRED OUTFLOWS OF RESOURCES			
Retirement contributions	<u>136,572</u>	<u>51,505</u>	<u>188,077</u>
TOTAL ASSETS AND DEFERRED OUTFLOWS OF RESOURCES	<u><u>\$ 17,187,355</u></u>	<u><u>\$ 16,348,572</u></u>	<u><u>\$ 33,535,927</u></u>

See accompanying notes to the basic financial statements.

CITY OF DAWSONVILLE, GEORGIA
STATEMENT OF NET POSITION
June 30, 2023

	Primary Government		Total
	Governmental Activities	Business-Type Activities	
LIABILITIES			
Current liabilities			
Accounts payable and accrued liabilities	\$ 94,235	\$ 112,171	\$ 206,406
Current portion, notes payable	9,000	349,703	358,703
Customer deposits payable from restricted assets	-	201,372	201,372
Unearned revenue	-	-	-
Total current liabilities	<u>103,235</u>	<u>663,246</u>	<u>766,481</u>
Long-term liabilities			
Compensated absences (due within one year)	65,496	25,319	90,815
Long-term debt, notes payable	30,750	3,545,322	3,576,072
Net pension liability	254,985	96,162	351,147
Total long-term liabilities	<u>351,231</u>	<u>3,666,803</u>	<u>4,018,034</u>
Total liabilities	<u>454,466</u>	<u>4,330,049</u>	<u>4,784,515</u>
DEFERRED INFLOWS OF RESOURCES			
Retirement adjustments	-	-	-
NET POSITION			
Net investment in capital assets	11,457,957	7,212,042	18,669,999
Restricted - nonexpendable:			
Cemetery	229,751	-	229,751
Restricted - expendable:			
Development	11,559	-	11,559
Capital projects	2,058,680	-	2,058,680
Unrestricted	2,974,942	4,806,481	7,781,423
Total net position	<u>16,732,889</u>	<u>12,018,523</u>	<u>28,751,412</u>
TOTAL LIABILITIES, DEFERRED INFLOWS OF RESOURCES, AND NET POSITION	<u><u>\$ 17,187,355</u></u>	<u><u>\$ 16,348,572</u></u>	<u><u>\$ 33,535,927</u></u>

CITY OF DAWSONVILLE, GEORGIA
STATEMENT OF ACTIVITIES
For the Year Ended June 30, 2023

	Expenses	Program Revenues		
		Charges for Services	Operating Grants and Contributions	Capital Grants and Contributions
PRIMARY GOVERNMENT				
Governmental Activities				
General government	\$ 2,214,051	\$ 168,488	\$ -	\$ 36,989
Public safety	100	-	-	-
Public works	661,036	-	-	2,186,256
Culture/recreation	178,833	-	-	-
Planning and zoning	452,196	149,755	-	-
Development	205,879	-	2,425	-
Interest on long term debt	-	-	-	-
Total Government Activities	3,712,095	318,243	2,425	2,223,245
Business-Type Activities				
Water, sewer and garbage	2,704,197	3,225,640	-	238,750
Total Business-Type Activities	2,704,197	3,225,640	-	238,750
Total-Primary Government	\$ 6,416,292	\$ 3,543,883	\$ 2,425	\$ 2,461,995

GENERAL REVENUES:

Taxes Sales
Alcoholic Beverage
Franchise
Other
Interest earned

Total general revenues and transfers

Change in net position

NET POSITION - beginning

NET POSITION - end of year

See accompanying notes to the basic financial statements.

CITY OF DAWSONVILLE, GEORGIA
STATEMENT OF ACTIVITIES
For the Year Ended June 30, 2023

Net (Expense) Revenue and Changes in Net Position		
Primary Government		
Governmental Activities	Business-Type Activities	Total
\$ (2,008,574)	\$ -	\$ (2,008,574)
(100)	-	(100)
1,525,220	-	1,525,220
(178,833)	-	(178,833)
(302,441)	-	(302,441)
(203,454)	-	(203,454)
-	-	-
<u>(1,168,182)</u>	<u>-</u>	<u>(1,168,182)</u>
-	760,193	760,193
-	760,193	760,193
<u>(1,168,182)</u>	<u>760,193</u>	<u>(407,989)</u>
1,843,021	-	1,843,021
114,385	-	114,385
243,560	-	243,560
-	-	-
<u>103,982</u>	<u>97,830</u>	<u>201,812</u>
<u>2,304,948</u>	<u>97,830</u>	<u>2,402,778</u>
1,136,766	858,023	1,994,789
<u>15,596,123</u>	<u>11,160,500</u>	<u>26,756,623</u>
<u>\$ 16,732,889</u>	<u>\$ 12,018,523</u>	<u>\$ 28,751,412</u>

CITY OF DAWSONVILLE, GEORGIA
BALANCE SHEET
GOVERNMENTAL FUNDS
June 30, 2023

	General	SPLOST	ARPA	Non-Major Governmental Funds	Total Governmental Funds
ASSETS					
Cash and cash equivalents	\$ 2,950,501	\$ -	-	-	\$ 2,950,501
Receivables (net):					
Intergovernmental receivable	219,410	194,989	-	666	415,065
Other receivable	21,300	-	-	-	21,300
Due from other funds	430	-	-	2,903	3,333
Prepaid items	80,698	-	-	-	80,698
Restricted assets:					
Cash and cash equivalents	-	1,863,451	240	239,693	2,103,384
TOTAL ASSETS	<u>\$ 3,272,339</u>	<u>\$ 2,058,440</u>	<u>\$ 240</u>	<u>\$ 243,262</u>	<u>\$ 5,574,281</u>
LIABILITIES					
Accounts payable	\$ 77,834	\$ -	\$ -	\$ 1,952	\$ 79,786
Salaries payable	14,449	-	-	-	14,449
Deposits payable	-	-	-	-	-
Unearned revenue	-	-	-	-	-
Due to other funds	21,205	-	-	-	21,205
Total liabilities	<u>113,488</u>	<u>-</u>	<u>-</u>	<u>1,952</u>	<u>115,440</u>
FUND BALANCE					
Restricted non-spendable:					
Prepaid items	80,698	-	-	-	80,698
Permanent funds				229,751	229,751
Restricted spendable:					
Special revenue funds	-	-		11,559	11,559
Capital outlay	-	2,058,440	240	-	2,058,680
Unassigned:	3,078,153	-		-	3,078,153
Total Fund Balances	<u>3,158,851</u>	<u>2,058,440</u>	<u>240</u>	<u>241,310</u>	<u>5,458,841</u>
TOTAL LIABILITIES AND FUND BALANCE	<u>\$ 3,272,339</u>	<u>\$ 2,058,440</u>	<u>\$ 240</u>	<u>\$ 243,262</u>	<u>\$ 5,574,281</u>

See accompanying notes to the basic financial statements.

CITY OF DAWSONVILLE, GEORGIA
RECONCILIATION OF THE GOVERNMENTAL FUNDS BALANCE SHEET
TO THE STATEMENT OF NET POSITION
June 30, 2023

TOTAL GOVERNMENTAL FUND BALANCES		\$ 5,458,841
<p>Amounts reported for governmental activities in the statement of net position are different because:</p>		
<p>Capital assets used in governmental activities are not financial resources and therefore are not reported in the funds.</p>		
Cost	\$ 15,444,488	
Accumulated depreciation	<u>(3,946,781)</u>	
Total capital assets, net depreciation		11,497,707
<p>Certain liabilities are not due and payable in the current period and therefore are not reported in the governmental funds.</p>		
Compensated absences payable	(65,496)	
Notes payable	(39,750)	
Net pension liability	<u>(254,985)</u>	
Total liabilities		(360,231)
<p>Retirement adjustments due to implementation of GASB # 68</p>		
Deferred outflows of resources	136,572	
Deferred inflows of resources	<u>-</u>	
		<u>136,572</u>
NET POSITION OF GOVERNMENTAL ACTIVITIES		<u><u>\$ 16,732,889</u></u>

See accompanying notes to the basic financial statements.

CITY OF DAWSONVILLE, GEORGIA
STATEMENT OF REVENUES, EXPENDITURES,
AND CHANGES IN FUND BALANCES
GOVERNMENTAL FUNDS
For the Year Ended June 30, 2023

	General	SPLOST	ARPA	Nonmajor Governmental Funds	Total Governmental Funds
REVENUES					
Taxes	\$ 2,753,952	\$ -	\$ -	\$ 8,293	\$ 2,762,245
Charges for services	53,351	-	-	34,260	87,611
Intergovernmental	36,989	1,250,410	901,114	-	2,188,513
Licenses and permits	149,755	-	-	-	149,755
Fines and forfeitures	6,950	-	-	-	6,950
Contributions and donations	-	-	-	2,425	2,425
Interest earned	103,982	34,732	-	2,826	141,540
Rental income	73,927	-	-	-	73,927
Total Revenues	3,178,906	1,285,142	901,114	47,804	5,412,966
EXPENDITURES					
Current operating:					
General government	1,860,299	-	-	-	1,860,299
Public safety	100	-	-	-	100
Public works	695,155	-	-	34,432	729,587
Culture/recreation	173,023	-	-	-	173,023
Planning and zoning	452,196	-	-	-	452,196
Development services	12,000	-	-	39,279	51,279
Capital outlay	-	939,133	901,191	-	1,840,324
Debt service	-	9,000	-	-	9,000
Total Expenditures	3,192,773	948,133	901,191	73,711	5,115,808
EXCESS REVENUES (EXPENDITURES)	(13,867)	337,009	(77)	(25,907)	297,158
OTHER FINANCING SOURCES (USES)					
Transfers in (out)	-	39,471	-	-	39,471
NET CHANGE IN FUND BALANCES	(13,867)	376,480	(77)	(25,907)	336,629
FUND BALANCES - beginning of year	3,172,719	1,681,960	317	267,217	5,122,213
FUND BALANCES - end of year	<u>\$ 3,158,852</u>	<u>\$ 2,058,440</u>	<u>\$ 240</u>	<u>\$ 241,310</u>	<u>\$ 5,458,842</u>

See accompanying notes to the basic financial statements.

CITY OF DAWSONVILLE, GEORGIA
RECONCILIATION OF THE STATEMENT OF REVENUES, EXPENDITURES
AND CHANGES IN FUND BALANCES OF GOVERNMENTAL FUNDS
TO THE STATEMENT OF ACTIVITIES
For the Year Ended June 30, 2023

NET CHANGE IN FUND BALANCES -
TOTAL GOVERNMENTAL FUNDS \$ 336,629

Amounts reported for governmental activities in the
statement of activities are different because:

Governmental funds report capital outlays as expenditures.
However, in the statement of activities, the cost of those assets is
allocated over their estimated useful lives as depreciation expense.
This is the amount by which capital outlay exceeds depreciation
expense in the current period.

Depreciation expense	\$ (515,606)	
Capital outlay reported in general government function	<u>1,344,973</u>	829,367

Governmental funds include the cost of principal debt reduction as an
expenditure which is not included in the statement of activities. 9,000

Governmental funds do not include the expense of compensated
absences liabilities, which are reflected in the statement of
net position.

Current year liability - compensated absences	(65,496)	
Prior year liability - compensated absences	<u>56,377</u>	(9,119)

Governmental funds do not include the expense of pension
contributions.

Pension contributions	147,669	
Change in net pension liability	<u>(176,780)</u>	<u>(29,111)</u>

CHANGE IN NET POSITION OF GOVERNMENTAL ACTIVITIES \$ 1,136,766

See accompanying notes to the basic financial statements.

CITY OF DAWSONVILLE, GEORGIA
STATEMENT OF NET POSITION
WATER, SEWER, AND GARBAGE
PROPRIETARY FUND
June 30, 2023

	<u>Total Water, Sewer, & Garbage Fund</u>
ASSETS	
Current assets:	
Cash and cash equivalents	\$ 4,119,259
Receivables (net of allowance for uncollectible)	797,413
Prepaid expense	53,392
Due from general fund	18,301
Restricted assets:	
Cash and cash equivalents	<u>201,635</u>
Total current assets	<u>5,190,000</u>
Non-current assets:	
Capital assets:	
Nondepreciable capital assets	3,179,295
Construction in progress	322,395
Depreciable capital assets, net	<u>7,605,377</u>
Total non-current assets	<u>11,107,067</u>
TOTAL ASSETS	16,297,067
DEFERRED OUTFLOWS OF RESOURCES	
Retirement contributions	<u>51,505</u>
TOTAL ASSETS AND DEFERRED OUTFLOWS OF RESOURCES	<u>\$ 16,348,572</u>

See accompanying notes to the basic financial statements.

CITY OF DAWSONVILLE, GEORGIA
STATEMENT OF NET POSITION
WATER, SEWER, AND GARBAGE
PROPRIETARY FUND
June 30, 2023

	Total Water, Sewer, & Garbage Fund
LIABILITIES	
Current liabilities:	
Accounts payable	\$ 75,238
Accrued expenses	36,933
Due to general fund	
Current portion of long-term debt	349,703
Customer deposits - payable from restricted assets	201,372
Total current liabilities	663,246
Long-term liabilities:	
Compensated absences (due within one year)	25,319
Long-term debt (net of current portion)	3,545,322
Net pension liability	96,162
Total long-term liabilities	3,666,803
TOTAL LIABILITIES	4,330,049
DEFERRED INFLOWS OF RESOURCES	
Retirement adjustments	-
NET POSITION	
Net investment in capital assets	7,212,042
Unrestricted	4,806,481
TOTAL NET POSITION	12,018,523
TOTAL LIABILITIES, DEFERRED INFLOWS OF RESOURCES AND NET POSITION	\$ 16,348,572

CITY OF DAWSONVILLE, GEORGIA
STATEMENT OF REVENUES,
EXPENSES AND CHANGES IN NET POSITION
WATER, SEWER, AND GARBAGE
PROPRIETARY FUND
For the Year Ended June 30, 2023

	Total Water, Sewer, & Garbage Fund
OPERATING REVENUES	
Charges for services	\$ 3,017,258
Miscellaneous	<u>208,382</u>
Total operating revenues	<u>3,225,640</u>
OPERATING EXPENSES	
Personnel services and benefits	607,390
Purchased and contractual services	1,155,117
Supplies	194,112
Depreciation	<u>667,523</u>
Total operating expenses	<u>2,624,142</u>
OPERATING INCOME (LOSS)	<u>601,498</u>
NON-OPERATING INCOME (LOSS)	
Interest and other fiscal charges	(80,055)
Interest earned	<u>97,830</u>
Total non-operating income (loss)	<u>17,775</u>
CAPITAL CONTRIBUTIONS	
Tap connection fees and other	<u>238,750</u>
Total capital contributions	<u>238,750</u>
CHANGE IN NET POSITION	858,023
NET POSITION - beginning of year	<u>11,160,500</u>
NET POSITION - end of year	<u><u>\$ 12,018,523</u></u>

See accompanying notes to the basic financial statements.

CITY OF DAWSONVILLE, GEORGIA
STATEMENT OF CASH FLOWS
WATER, SEWER,
AND GARBAGE
PROPRIETARY FUND
For the Year Ended June 30, 2023

	Total Water, Sewer, & Garbage Fund
Cash flows from operating activities:	
Cash receipts from customers	\$ 2,381,573
Cash receipts from other operating sources	208,382
Cash payments for goods and services	(1,414,719)
Cash payments to employees for services and benefits	<u>(584,162)</u>
Net cash provided by (used in) operating activities	<u>591,074</u>
Cash flows from capital and related financing activities:	
Acquisition, construction and disposal of capital assets, net	(470,388)
Proceeds from tap fees	238,750
Principal paid on debt	(343,542)
Interest paid on debt	<u>(80,055)</u>
Net cash provided by (used in) capital and related financing activities	<u>(655,235)</u>
Cash Flows from investing activities:	
Interest received	<u>97,830</u>
Net cash provided by investing activities	<u>97,830</u>
Net increase (decrease) in cash and cash equivalents	33,669
Cash and equivalents - beginning of year	<u>4,287,225</u>
Cash and equivalents - end of year	<u><u>\$ 4,320,894</u></u>

See accompanying notes to the basic financial statements.

CITY OF DAWSONVILLE, GEORGIA
STATEMENT OF CASH FLOWS (CONT'D)
WATER, SEWER, AND GARBAGE
PROPRIETARY FUND
For the Year Ended June 30, 2023

	Total Water, Sewer, & Garbage Fund
Reconciliation of operating gain (loss) to net cash provided by (used in) operating activities:	
Operating income	\$ 601,498
Adjustments	
Depreciation	667,523
(Increase) decrease in assets and deferred outflows of resources	
Accounts receivable	(648,407)
Prepaid expense	(21,074)
Due from general fund	12,964
Deferred outflows	(25,495)
Increase (decrease) in liabilities and deferred inflows of resources	
Accounts payable	52,017
Customer deposits	12,722
Accrued expenses	19,554
Accrued interest payable	-
Compensated absences payable	3,675
Due to general fund	(118,521)
Deferred inflows	(30,425)
Net pension liability	65,043
	\$ 591,074
NET CASH PROVIDED BY (USED IN) OPERATING ACTIVITIES:	\$ 591,074
Reconciliation of cash and cash equivalents:	
Cash and cash equivalents	\$ 4,119,259
Cash and cash equivalents - restricted	201,635
	\$ 4,320,894
	\$ 4,320,894

See accompanying notes to the basic financial statements.

CITY OF DAWSONVILLE, GEORGIA
NOTES TO THE FINANCIAL STATEMENTS
June 30, 2023

Note 1 - SUMMARY OF SIGNIFICANT ACCOUNTING POLICIES

A. Narrative Profile

The financial statements of the City of Dawsonville, Georgia (“the City”) have been prepared in conformity with accounting principles generally accepted in the United States of America (“GAAP”) as applicable to government units. The Governmental Accounting Standards Board (“GASB”) is the accepted standard-setting body for establishing governmental accounting and financial reporting principles. The City’s significant accounting policies are described below.

B. Financial Reporting Entity

The City of Dawsonville, Georgia, was incorporated in 1859 and operates under the elected Mayor and City Council form of government. The City provides the following services to its citizens: the general government, public safety, public works, culture and recreation, planning and zoning, and housing and development services, including tourism. In addition, the City operates public utilities (water, sewer, and garbage) for most areas incorporated within the City limits as well as some immediate surrounding areas.

As required by the accounting principles generally accepted in the United States, the financial statements of the financial reporting entity present the City as the primary form of government and its component units (entities for which the government is considered to be financially accountable).

Blended Component Unit:

Dawsonville Downtown Development Authority

The Dawsonville Downtown Development Authority (the “Authority”) began in 1996 when the Mayor and City Council of Dawsonville approved the obligation of the City to the Dawsonville Downtown Development Authority for the revitalization and redevelopment of the central business district for Dawsonville. As required by the Official Code of Georgia Annotated (O.C.G.A.) Section 36-42-4, the Mayor and City Council of Dawsonville selected 7 members to the Board of Directors for the Authority. The directors, according to law, are to be appointed by the City Council and should consist of the following: 2 directors for a term of 2 years each, 2 directors for a term of 4 years each, and 3 directors for a term of 6 years each. In addition, appointed directors may also be elected City Council officials serving concurrently.

The Dawsonville Downtown Development Authority serves the City solely and receives substantially all its revenues from the City. Because the Authority cannot stand alone without the support of the City and all members of its Board of Directors are appointed by the City Council, it is considered a blended component unit to the City. The Authority is a separate legal entity, therefore, the financial position, sources of revenues, and uses of resources of the Authority are presented as a special revenue fund in the City’s financial statements. The financial statements for the Dawsonville Downtown Development Authority can be obtained at the following address:

Dawsonville Municipal Complex
415 Highway 53 East
Dawsonville, GA 30534

C. Basic Financial Statements

The basic financial statements include both government-wide (based on the City as a whole) and fund financial statements. Fiduciary activities are not included at the government-wide reporting level. The focus of the reporting model is on either the City as a whole or major individual funds (within the fund financial statements). Both the government-wide and fund financial statements categorize activities as either governmental activities or business-type activities. In the government-wide Statement of Net Position, both the governmental and business-type activities columns (a) are presented on a consolidated basis by column and (b) are reflected, on a full accrual, economic resource basis, which incorporates long-term assets and receivables as well as long-term debt and obligations.

CITY OF DAWSONVILLE, GEORGIA
NOTES TO THE FINANCIAL STATEMENTS
June 30, 2023

Note 1 - SUMMARY OF SIGNIFICANT ACCOUNTING POLICIES (CONT'D)

C. Basic Financial Statements (cont'd)

The government-wide Statement of Activities reflects both the gross and net cost per functional category (public safety, public works, etc.), which are otherwise being supported by general government revenues (property, sales and use taxes, certain intergovernmental revenues, fines, permits and charges, etc.). The Statement of Activities reduces gross expenses (including depreciation) by related program revenues, operating and capital grants. The program revenues must be directly associated with the function or a business-type activity. Program revenues include revenues from licenses and permits fees, service assessments, and charges for services. The operating grants include operating-specific and discretionary (either operating or capital) grants while the capital grants column reflects capital-specific grants. The net cost (by function or business-type activity) is normally covered by general revenue (sales or use taxes, intergovernmental revenues, interest income, etc.).

This government-wide focus is more on the substantiality of the City as an entity and the change in aggregate financial position resulting from the activities of the fiscal period. The flow of economic resources measurement focus is used for both government-wide financial statements.

The fund financial statements are, in substance, very similar to the financial statements presented government-wide focus. However, emphasis is on the major funds in either the governmental or business-type categories. Non-major funds (by category or fund type) are summarized into a single column.

Unless an internal service fund is combined with the business-type activities (deemed to be an infrequent event), totals on the proprietary fund statements should directly reconcile to the business-type activity column presented in the government-wide statements.

The governmental funds major fund statements in the fund financial statements are presented on a current financial resource and modified accrual basis of accounting. This is the way these funds are normally budgeted. This presentation is deemed most appropriate to (a) demonstrate legal and covenant compliance, (b) demonstrate the source and use of liquid resources, and (c) demonstrate how the City's actual experience conforms to the budget or fiscal plan. Since the governmental fund statements are presented on a different measurement focus and basis of accounting than the government-wide statements governmental column, reconciliation is presented either on the fund statement or on the page following each statement which briefly explains the adjustment necessary to transform the fund based financial statements into the governmental column of the government-wide presentation.

The focus of the current financial resources model is on the City as a whole and the fund financial statements, including the major individual funds of the governmental and business-type categories. Each presentation provides valuable information that can be analyzed and compared (between years and between governments) to enhance the usefulness of the information.

D. Basis of Presentation

The financial transactions of the City are recorded in individual funds. Each fund is accounted for by providing a separate set of self-balancing accounts that comprise its assets, liabilities, reserves, fund equity, revenues, and expenditures/ expenses. The various funds are reported by generic classification within the financial statements.

The model as defined in GASB Statement No. 34 establishes criteria (percentage of the assets, liabilities, revenues, or expenditures/expenses of either fund category or the governmental and enterprise combined) for the determination of major funds. The non-major funds are combined in a single column in the fund financial statements. The City reports the following major funds:

Governmental Fund: The General Fund is the general operating fund of the City. It is used to account for all financial resources except those required to be accounted for in another fund.

CITY OF DAWSONVILLE, GEORGIA
NOTES TO THE FINANCIAL STATEMENTS
June 30, 2023

Note 1 - SUMMARY OF SIGNIFICANT ACCOUNTING POLICIES (CONT'D)

D. Basis of Presentation (cont'd)

Capital Projects Fund: The Capital Projects Fund consists of the Special Purpose Local Option Sales Tax (“SPLOST”) fund which is used to account for the receipt and expenditures related to capital construction projects using SPLOST funds collected.

Special Revenue Fund: The American Rescue Act, Local Fiscal Recovery (“ARPA”) fund is used for grant revenues and contributions received through the Coronavirus Economic Stimulus Bill.

Proprietary Funds: The Water, Sewer, and Garbage Fund is an enterprise fund. It is for the operation of the City’s water and sewer utility and garbage collection service. Activities of the fund include administration, operation, and maintenance of the water and sewer system, garbage collection and disposal system, as well as billing and collection activities. The Fund also accounts for the accumulation of resources for, and the payment of, long-term debt principal and interest for revenue bonds and obligations under capital leases when due throughout the year. All costs are financed through charges made to utility customers with rates reviewed regularly and adjusted if necessary to ensure longevity of the Fund.

1. Non-Major Governmental Funds

Special Revenue Funds: This includes the Hotel-Motel Tax Fund which is used to account for the receipt of hotel-motel tax revenues. These funds are used to support tourism. This also includes DDA Fund that is used to support housing and development. The special revenue funds are represented together as “development services” in the basic financial statements but separated for analysis in some supplementary schedules. The City legally adopts an annual balanced budget for the special revenue funds.

Permanent Fund: The City reports one Permanent Fund for the cemetery. Permanent Funds account for resources that are legally restricted to allow the earnings (and not the principle) to be used to support the governments programs, such as cemeteries, libraries, parks, and scholarships. The City legally adopts an annual balanced budget for the cemetery fund.

2. Non-Current Governmental Assets/Liabilities

E. Basis of Accounting

Basis of accounting refers to the point at which revenues or expenditures/expenses are recognized in the accounts and reported in the financial statements. It relates to the timing of the measurements made, regardless of the measurement focus applied.

The Government-wide Financial Statements and the Proprietary Combining Financial Statements are presented on an accrual basis of accounting. The Governmental Funds in the Fund Financial Statements are presented on a modified accrual basis.

Accrual: Revenues are recognized when earned, and expenses are recognized when incurred.

Modified Accrual: All Governmental Funds are accounted for using the modified accrual basis of accounting. Under the modified accrual basis of accounting, revenues are recorded when susceptible to accrual, i.e., both measurable and available. “Measurable” means the amount of the transaction can be determined. “Available” means collectible within the current period or soon enough thereafter to be used to pay liabilities of the current period.

The City defines the length of time used for “available” for purposes of revenue recognition in the governmental fund financial statements to be 60 days.

Expenditures are generally recognized under the modified accrual basis of accounting when the related liability is incurred. The exception to this general rule is that principal and interest on general obligation long-term debt, if any, is recognized when due.

CITY OF DAWSONVILLE, GEORGIA
NOTES TO THE FINANCIAL STATEMENTS
June 30, 2023

Note 1 - SUMMARY OF SIGNIFICANT ACCOUNTING POLICIES (CONT'D)

E. Basis of Accounting (cont'd)

The City recognizes sales tax revenue on a modified accrual basis. Intergovernmental grant revenues, entitlements, and contributions are recognized in the year in which all eligibility requirements are met. In applying the "susceptible to accrual" concept to intergovernmental revenues pursuant to GASB Statement No. 33, the provider should recognize liabilities and expenses and the recipient should recognize receivables and revenue when the applicable eligibility requirements, including time requirements, are met. Resources transmitted before the eligibility requirements are met should, under most circumstances, be reported as advances by the provider and as deferred revenue by the recipient.

Proprietary Funds, which employ the economic resources measurement focus, distinguish operating revenues and expenses from non-operating items. Operating revenues and expenses generally result from providing goods and services in connection with the Proprietary Fund's ongoing operations. The principal operating revenues of the City's Proprietary Funds are charges to customers for sales and services. Operating expenses for Proprietary Funds include the cost of sales and services, administrative expenses, and depreciation on capital assets. All revenue and expenses not meeting this definition are reported as non-operating revenues and expenses, transfers, or capital contributions.

F. Budgets

The City Council adopts an operating budget for all governmental fund types for the upcoming fiscal year, prior to July 1. The City Council adopts a budget for the SPLOST fund under the adopted referendum and then annually in accordance with other governmental funds as projects are approved throughout the year. The adopted budget includes proposed expenditures and the means of financing them. The budget is legally enacted by the passage of a resolution.

The budget process begins each year with a budget priority-setting workshop in which members of the City Council, the Mayor and various departments, indicate the various issues of importance to be considered in the budget. Once the priorities are established, the Finance Director (budget officer) prepares estimates of both the current and proposed fiscal year revenue and expenditures for all funds. All budget estimates are then reviewed by the City Manager, who makes the final decisions regarding the proposed budget. The proposed budget is then presented to the Mayor and City Council during public hearings. These hearings are publicized in the local newspaper at least one week before the first hearing, and the budget document is made available for public inspection during this period. The final proposed budget is then adopted by the City Council on or before June 30 during a regular Council meeting, which is also open to the public.

The level of legal budgetary control (the level at which expenditures may not exceed appropriations) is the function level. Changes may be made within an operating budget from the Finance Director. All operating budget transfers between functions must be approved by the City Manager. Individual fund total budget adjustments must be approved by the City Council. Formal budgetary integration is employed as a management control device during the year.

Budgets are adopted on a basis consistent with generally accepted accounting principles (GAAP) at the legal level of budgetary control, which is the function level. Expenditures may not exceed the appropriations by more than 3% within a fund. Budgets, as reported in the financial statements, are as originally passed by and may be subsequently amended by, the Mayor and Council. Reasons for budget amendments may be to reflect changes in the local economy, changes in priorities or service needs, receipt of unbudgeted revenues, non-receipt of anticipated revenues, and for unanticipated expenditures.

G. Assets and Deferred Outflows of Resources, Liabilities and Deferred Inflows of Resources, and Net Position

1. Cash, Cash Equivalents, and Investments

For purposes of the Statements, the City considers cash and cash equivalents (including restricted cash and cash equivalents) to be currency on hand and liquid investments with a maturity of three months or less when purchased.

Cash and cash equivalents are included in both unrestricted as well as restricted assets.

CITY OF DAWSONVILLE, GEORGIA
NOTES TO THE FINANCIAL STATEMENTS
June 30, 2023

Note 1 - SUMMARY OF SIGNIFICANT ACCOUNTING POLICIES (CONT'D)

G. Assets and Deferred Outflows of Resources, Liabilities and Deferred Inflows of Resources, and Net Position (cont'd)

Investments include pooled investments and certificates of deposit (with maturities of three months or greater). Investments and certificates of deposit are reported at fair value.

The City does not maintain an investment policy that limits its investment choices. However, Georgia law authorizes the City to invest under the general provisions of O.C.G.A. Title 36 Chapters 80-98.

2. Inventories

Expendable supplies are recorded as expenditures at the time the items are purchased. The City does not record inventories of supplies at year end due to the lack of materiality. Inventories are recorded at a first-in, first-out basis.

3. Prepaid Items

Payments made to vendors for services that will benefit periods beyond June 30, 2023 are recorded as prepaid items using the consumption method by recording an asset for the prepaid amount and reflecting the expenditure/expense in the year in which services are consumed. At the fund reporting level, an equal amount of fund balance is reserved as this amount is not available for general appropriation.

4. Restricted Assets

Assets are reported as restricted when limitations on their use change the nature or normal understanding of the availability of the asset. Such constraints are either externally imposed by creditors, contributors, grantors, or laws of other governments, or are imposed by law through constitutional provisions or enabling legislation. Restricted assets in the enterprise funds represent cash, cash equivalents, and certificates of deposit set aside for repayment of deposits to utility customers and cash funds required to be maintained by the bond.

5. Property Taxes

The City does not levy property taxes.

6. Capital Assets

General capital assets are those assets not specifically related to activities reported in the Proprietary Funds. These assets generally result from expenditures in Governmental Funds. The City reports these assets in the governmental activities column of the Government-wide Statement of Net Position but does not report these assets in the Governmental Fund financial statements. Capital assets utilized by Proprietary Funds are reported both in the business-type activities column of the Government-wide Statement of Net Position and in the Proprietary Fund's Statement of Net Position.

All capital assets are capitalized at cost (or estimated historical cost) and updated for additions and retirements during the year. Donated capital assets are recorded at their acquisition values as of the date received. The City maintains a capitalization threshold of \$ 5,000 and a useful life over one year.

The City's infrastructure consists of roads, bridges, and water lines. Improvements to capital assets are capitalized. The costs of normal maintenance and repairs that do not add to the value of the asset or materially extend an asset's life are expensed in the period incurred. Interest incurred during the construction of capital assets utilized by the Proprietary Fund is capitalized.

All reported capital assets are depreciated except for land, artifacts, right-of-way's, and construction in progress. Improvements are depreciated over the remaining useful lives of the related capital assets. Useful lives for infrastructure were estimated based on the City's historical records of necessary improvements and replacement.

CITY OF DAWSONVILLE, GEORGIA
 NOTES TO THE FINANCIAL STATEMENTS
 June 30, 2023

Note 1 – SUMMARY OF SIGNIFICANT ACCOUNTING POLICIES (CONT'D)

G. Assets and Deferred Outflows of Resources, Liabilities and Deferred Inflows of Resources, and Net Position (cont'd)

6. Capital Assets (cont'd)

Depreciation is computed using the straight-line method for all real property and primarily straight line with other methods used periodically for equipment over the following useful lives:

Description	Governmental Activities Estimated Lives	Business-Type Activities Estimated Lives
Building and Improvements	20-50 years	20-50 years
Machinery and Equipment	5-10 years	5-10 years
Vehicles	5-7 years	5-7 years
Infrastructure	15-40 years	25-65 years
Water/Sewer System and Plant	-	25-60 years

7. Compensated Absences

Employees earn personal leave based on 26 bi-weekly payroll periods per year at the rate of 6 hours per bi-weekly payroll period for the first 5 years of employment, 8 hours per bi-weekly payroll period for 5 to 10 years of continuous service, and 10 hours per bi-weekly payroll period for over 10 years of continuous service. Personal leave cannot be accrued in excess of 240 hours. Employees may be compensated for excess personal leave up to 80 hours per year provided they have banked a minimum of 120 hours of personal leave.

Personal leave benefits are accrued as a liability as the benefits are earned, if the employee's rights to receive compensation are attributable to services already rendered, and it is probable that the employer will compensate the employee for the benefits through paid time off or some other means. The total compensated absence liability is reported on the government-wide financial statements. Proprietary funds report the total compensated liability in each individual fund at the fund reporting level. Governmental funds report the compensated absence liability at the fund reporting level only to the extent they are "due for payment" during the current year.

8. Accrued Liabilities and Long-term Obligations

All payables, accrued liabilities, and long-term obligations are reported in the government-wide financial statements. In general, governmental fund payables and accrued liabilities that, once incurred, are paid in a timely manner and paid in full from current financial resources are reported as obligations of these funds. Capital leases are recognized as a liability in the governmental fund financial statements when due.

9. Fund Equity

In accordance with GASB Statement No. 34, Fund Balance Reporting and Government Fund Type Definitions, the City classifies government fund balances as follows:

- Non-spendable – includes fund balances that cannot be spent either because it is not in spendable forms or because of legal or contractual constraints.
- Restricted – includes fund balance amounts that are constrained for specific purposes which are externally imposed by providers, such as creditors or amounts constrained due to constitutional provisions or enabling legislation.

CITY OF DAWSONVILLE, GEORGIA
NOTES TO THE FINANCIAL STATEMENTS
June 30, 2023

Note 1 - SUMMARY OF SIGNIFICANT ACCOUNTING POLICIES (CONT'D)

G. Assets and Deferred Outflows of Resources, Liabilities and Deferred Inflows of Resources, and Net Position (cont'd)

9. Fund Equity (cont'd)

- Committed – includes fund balance amounts that are constrained for specific purposes that are internally imposed by the Council and do not lapse at year-end.
- Assigned – includes fund balance amounts that are intended to be used for specific purposes that are neither considered restricted or committed. Fund balance may be assigned by the Mayor and City Council.
- Unassigned – includes positive fund balance with the General Fund which has not been classified within the above-mentioned categories and negative fund balances in other governmental funds.

Minimum Level of Unassigned Fund Balance - The general fund unassigned fund balance will be maintained at a level sufficient to provide for the required resources to meet operating costs, to allow for unforeseen needs of an emergency nature, and to permit orderly adjustment to changes resulting from fluctuations of revenue resources. The City has an informal policy to maintain at least six months of prior year general fund operating and non-operating expenses in the unassigned balance of the general fund.

When both restricted and unrestricted resources are available, it is the City's policy to use restricted/committed resources first, unless there are legal conditions that prohibit doing so, then unrestricted resources as they are needed. The City will consider committed resources first, assigned resources second, and unassigned resources last when an expenditure is incurred for purposes in which any of those unassigned balances could be used.

10. Operating and Non-Operating Revenues and Expenses

Operating revenues are those revenues that are generated directly from the primary activity of the proprietary funds. For the City, these revenues are charges for services for water, sewer and garbage. Non-operating revenues and expenses consist of those revenues and expenses that are related to financing and investing type of activities and result from non-exchange transactions or ancillary activities. Operating expenses are necessary costs incurred to provide the good or service that are the primary activity of each fund.

The water, sewer and garbage fund recognizes the portion of tap fees intended to recover current costs (e.g. labor and materials to hook up new customers) as operating revenue. The portion intended to recover the costs of the infrastructure is recognized as non-operating revenue or capital contributions. Operating expenses for the proprietary funds include the costs of sales and service, depreciation on capital assets, and personnel services and benefits. All revenue and expenses not meeting this definition are reported as non-operating revenue and expenses or capital contributions and transfers.

11. Program Revenues

Program revenues are those revenues that are generated directly from the primary activity of the governmental funds. These consist of licenses, permits, inspections, rental income, cemetery lot sales, fire protection service, and grants.

12. Interfund Activity

Exchange transactions between funds are reported as revenues in the seller funds and as expenditures/expenses in the purchaser funds. Flows of cash or goods from one fund to another without a requirement for repayment are reported as interfund transfers. Interfund transfers are reported as other financing sources/uses in governmental funds and after non-operating revenues/expenses section in proprietary funds. Repayments from funds responsible for particular expenditures/expenses to the funds that initially paid for them are not presented on the financial statements.

Transfers between governmental and business-type activities on the government-wide statement of activities are reported as general revenues. Transfers between funds reported in the governmental activities column are eliminated. Transfers between funds reported in the business-type activities column are eliminated.

CITY OF DAWSONVILLE, GEORGIA
NOTES TO THE FINANCIAL STATEMENTS
June 30, 2023

Note 1 - SUMMARY OF SIGNIFICANT ACCOUNTING POLICIES (CONT'D)

G. Assets and Deferred Outflows of Resources, Liabilities and Deferred Inflows of Resources, and Net Position (cont'd)

13. Deferred Outflows/Inflows of Resources

In addition to assets, the statement of financial position will sometimes report a separate section for deferred outflows of resources. This separate financial statement element, deferred outflows of resources, represents a consumption of net assets that applies to a future period(s) and so will not be recognized as an outflow of resources (expense/expenditure) until then.

In addition to liabilities, the statement of financial position will sometimes report a separate section for deferred inflows of resources. This separate financial statement element, deferred inflows of resources, represents an acquisition of net assets that applies to a future period(s) and so will not be recognized as an inflow of resources (revenue) until that time.

14. Net Investment in Capital Assets

The “net investment in capital assets” reported on the government-wide statement of net position as of June 30, 2023 are as follows:

	Governmental Activities	Business-type Activities
Net investment in capital assets:		
Cost of capital assets	\$ 15,444,488	\$ 19,606,046
Accumulated depreciation	(3,946,781)	(8,498,979)
Book value	11,497,707	11,107,067
Capital related debt	(39,750)	(3,895,026)
Total net investment in capital assets	\$ 11,457,957	\$ 7,212,041

15. Estimates

The preparation of the financial statements in conformity with accounting principles generally accepted in the United States requires management to make estimates and assumptions that affect the amounts reported in the financial statements and accompanying notes. Actual results may differ from those estimates.

16. New Accounting Pronouncement

During the prior fiscal year, the City implemented GASB Statement No. 87, *Leases*, effective for period beginning after June 15, 2021, with early implantation allowable. This statement establishes a single model for lease accounting based on the foundation principle that leases are financings of the right to use an underlying asset. There was no material effect on the City’s financial statements with this implementation.

The City evaluated GASB Statement No. 91, *Conduit Debt Obligations*, effective for periods ending December 31, 2022. Through the evaluation, related items were not considered to qualify within the Statement and therefore have no implementation impacts on these financial statements.

The City implemented GASB Statement No. 101, *Compensated Absences*, effective for periods beginning after December 15, 2023 with early application allowable. This statement allows for a unified recognition and measurement that more appropriately reflects when a government incurs compensated absence liability. There was no material effect on the City’s financial statements with the implementation. More information about the City’s Compensated absences in Note 2.

CITY OF DAWSONVILLE, GEORGIA
 NOTES TO THE FINANCIAL STATEMENTS
 June 30, 2023

NOTE 2 – DETAILED NOTES ON ALL FUNDS

A. Deposits and Investments

Credit and Concentration Risk – Investments:

The City maintains investments in Georgia Fund 1, a combined state general fund and local government investment pool managed by the Office of the State Treasurer. Georgia Fund 1, formerly referred to as “LGIP” was established by O.C.G.A. 36-83-8. Georgia Fund 1 operates in a manner consistent with Rule 2a-7 of the Investment Company Act of 1940 and is considered to be a 2a-7 like pool. The pool is not registered with the SEC as an investment company.

The pool’s primary objectives are safety of capital, investment income, liquidity and diversification while maintaining principal (\$1.00 per share value). Net asset value is calculated weekly to ensure stability. The pool distributes earnings on a monthly basis and determines participant’s shares sold and redeemed based on \$ 1.00 per share. The Georgia Office of the State Treasurer manages Georgia Fund 1. The investment policies of Georgia Fund 1 are established by the Georgia State Depository Board, which provides regulatory oversight.

The Georgia Fund 1 is rated AA+ rated investment pool by Standard & Poor’s. The weighted average maturity at June 30, 2023 was 28 days. Yield is calculated on an actual / 365-day basis, net of 5.5 basis points administrative fee. The City’s balance in Georgia Fund 1 at June 30, 2023 was \$ 2,704,400.

Custodial Credit Risk – Deposits:

The City maintains a formal adopted deposit, investment, and custodial credit risk policy and all deposits at June 30, 2023 were insured or collateralized by pledges held in the City’s name in the Georgia Bankers Association, Inc. pledging pool. Public funds are not required to disclose custodial credit risk for external investment pools; therefore, the Georgia Fund 1 is exempt from this requirement.

Interest Rate Risk – Deposits:

Interest rate risk is the risk that changes in interest rates may adversely affect an investment’s fair value. Since the price of a bond fluctuates with market interest rates, the risk an investor faces are that the price of a bond held in a portfolio will decline if market interest rates rise. The portfolio’s weighted average maturity (WAM) is a key determinate of the tolerance of a fund’s investments to risking interest rates. In general, the longer the WAM, the more susceptible the fund is to rising interest rate. According to GASB Statement 40, an acceptable method for reporting interest rate risk is WAM. WAM is the method used for reporting purposes for Georgia Fund 1.

The City’s cash, cash equivalents, and certificates of deposit are restricted for the following purposes:

	6/30/2023
Capital projects fund:	
SPLOST projects	\$ 1,863,452
Special Revenue fund:	
DDA	9,942
ARPA	240
Permanent fund:	
Maintenance and care for the cemetery	229,751
Proprietary fund:	
Customer deposits	201,635
Total restricted cash, cash equivalents and certificates of deposit	\$ 2,305,020

CITY OF DAWSONVILLE, GEORGIA
NOTES TO THE FINANCIAL STATEMENTS
June 30, 2023

NOTE 2 – DETAILED NOTES ON ALL FUNDS (CONT'D)

B. Accounts Receivable

Receivables are recorded on the City's financial statements to the extent that the amounts are determined to be material and substantiated not only by supporting documentation, but also by a reasonable, systematic method of determining their existence, completeness, valuation, and in the case of receivables, collectability. All receivables are current and therefore due within one year. The City has estimated an allowance for uncollectible accounts in the current year.

Accounts receivable at June 30, 2023 consist of the following:

	General Fund	SPLOST Fund	Hotel Fund	Enterprise Water, Sewer & Garbage Fund	Total
Receivables					
Billed services	\$ 21,300	\$ -	\$ -	\$ 1,235,928	\$ 1,257,228
Intergovernmental	219,410	194,989	666	-	415,065
Allowance for doubtful accounts	-	-	-	(438,515)	(438,515)
Gross receivables	<u>\$ 240,710</u>	<u>\$ 194,989</u>	<u>\$ 666</u>	<u>\$ 797,413</u>	<u>\$ 1,233,778</u>

C. Interfund Balances and Transfers

Interfund transactions are reflected as loans, services provided reimbursements, or transfers. Loans are reported as receivables and payables, as appropriate-- are subject to elimination upon consolidation and referred to as either "due to/from other funds." Any residual balances outstanding between the government activities and the business-type activities are reported in the government-wide financial statements as "internal balances." Advances between funds, as reported in the fund financial statements, are offset by a fund balance reserve account in applicable government funds to indicate that they are not available for appropriation and are not financial resources.

Internal services provided, deemed to be at market or near market rates, are treated as revenues and expenditures/expenses. Internal services provided are used and therefore not eliminated in the process of consolidation.

Reimbursements are when one fund incurs a cost, charges the appropriate benefiting fund and reduces its related cost as reimbursement. All other interfund transactions are treated as transfers. Transfers between government or proprietary funds are netted as part of the reconciliation to the government-wide presentation.

The composition of interfund balances as of June 30, 2023 are as follows:

Receivable Fund	Payable Fund		Total
	General Fund	Nonmajor Governmental Funds	
General Fund	\$ -	\$ 430	\$ 430
Nonmajor Governmental Funds	2,903	-	2,903
Enterprise Water, Sewer & Garbage Fund	18,301	-	18,301
Total	<u>\$ 21,204</u>	<u>\$ 430</u>	<u>\$ 21,634</u>

CITY OF DAWSONVILLE, GEORGIA
NOTES TO THE FINANCIAL STATEMENTS
June 30, 2023

NOTE 2 – DETAILED NOTES ON ALL FUNDS (CONT'D)

C. Interfund Balances and Transfers (cont'd)

Transfers from the general fund to the DDA are for operating and development grant purposes. There were no transfers from the general fund to the DDA in the current year. Transfers from the general fund to the SPLOST fund are to fund capital projects. There was a transfer for \$ 39,471 from the general fund during the year.

D. Capital Assets

Capital asset activity for the year ended June 30, 2023 was as follows:

	Balance 6/30/2022	Additions	Deductions	Balance 6/30/2023
Governmental activities:				
Capital assets not being depreciated:				
Land	\$ 1,179,694	\$ 904,353	\$ -	\$ 2,084,047
Construction in progress	362,261	50,595	362,259	50,597
Artifacts	49,751	-	-	49,751
Total capital assets not being depreciated	<u>1,591,706</u>	<u>954,948</u>	<u>362,259</u>	<u>2,184,395</u>
Depreciable capital assets:				
Buildings	4,706,569	452,727	-	5,159,296
Improvements other than buildings	32,825	13,559	-	46,384
Vehicles	243,979	95,421	-	339,400
Machinery and equipment	241,325	70,339	-	311,664
Infrastructure	7,283,111	120,238	-	7,403,349
Total depreciable capital assets	<u>12,507,809</u>	<u>752,284</u>	<u>-</u>	<u>13,260,093</u>
Accumulated depreciation:				
Buildings	1,860,513	124,973	-	1,985,486
Improvements other than buildings	25,859	2,326	-	28,185
Vehicles	211,366	24,642	-	236,008
Machinery and equipment	145,256	25,674	-	170,930
Infrastructure	1,188,181	337,991	-	1,526,172
Total accumulated depreciation	<u>3,431,175</u>	<u>515,606</u>	<u>-</u>	<u>3,946,781</u>
Total depreciable capital assets - net	<u>9,076,634</u>	<u>236,678</u>	<u>-</u>	<u>9,313,312</u>
Governmental activities capital assets, net	<u>\$ 10,668,340</u>	<u>\$ 1,191,626</u>	<u>\$ 362,259</u>	<u>\$ 11,497,707</u>

CITY OF DAWSONVILLE, GEORGIA
NOTES TO THE FINANCIAL STATEMENTS
June 30, 2023

NOTE 2 – DETAILED NOTES ON ALL FUNDS (CONT'D)

D. Capital Assets (cont'd)

	Balance 6/30/2022	Additions	Deductions	Balance 6/30/2023
Business-type activities:				
Capital assets not being depreciated:				
Land	\$ 3,179,295	\$ -	\$ -	\$ 3,179,295
Construction in progress	-	322,395	-	322,395
	3,179,295	322,395	-	3,501,690
Total capital assets not being depreciated				
Other capital assets:				
Buildings	258,847	-	-	258,847
Machinery and equipment	608,147	147,992	-	756,139
Water and sewer system	14,155,247	-	-	14,155,247
Sewer treatment plant	934,123	-	-	934,123
	15,956,364	147,992	-	16,104,356
Total other capital assets				
Accumulated depreciation:				
Buildings	87,395	7,801	-	95,196
Machinery and equipment	530,820	46,866	-	577,686
Water and sewer system	6,624,724	587,125	-	7,211,849
Sewer treatment plant	588,517	25,731	-	614,248
	7,831,456	667,523	-	8,498,979
Total accumulated depreciation				
Total depreciable capital assets - net				
	8,124,908	(519,531)	-	7,605,377
Business-type activities capital assets, net				
	\$ 11,304,203	\$ (197,136)	\$ -	\$ 11,107,067
Depreciation expense was charged to function as follows:				
General government		\$ 162,988		
Planning and zoning		5,617		
Public works		203,986		
Culture and recreation		143,015		
		515,606		
Total Governmental activities depreciation expense				
		\$ 515,606		
Business-type Activities				
Water and sewer		\$ 667,523		

CITY OF DAWSONVILLE, GEORGIA
 NOTES TO THE FINANCIAL STATEMENTS
 June 30, 2023

NOTE 2 – DETAILED NOTES ON ALL FUNDS (CONT’D)

E. Retirement Plan

1. Plan Description

The City participates in the Georgia Municipal Employees Benefit System (GMEBS) Retirement Fund, an agent multiple-employer defined benefit plan where contributions made by the City are commingled with contributions made by the other participants of the GMEBS Retirement Fund for investment purposes. The plan periodically issues an overall report to the required agencies. A stand-alone financial report can be obtained at City Hall.

The specific benefit provisions of the City’s plan were established by an adoption agreement executed by the City Council. The plan provides for benefits upon retirement, death, disablement, and termination of employment. The plan is affiliated with the Georgia Municipal Employees Benefit System Retirement Fund, an agent multiple-employer pension plan administered by the Georgia Municipal Association (GMA). The City Council retains the authority to amend the adoption agreement, which defines the specific operational provisions of the plan.

Under the provisions of the plan, employees including elected officials are eligible to participate immediately. The pension benefits are fully vested after 5 years in the plan. Elected officials have no vesting schedule. Elected officials may retire at the age of 65, while employees may retire at the age of 70. The benefit rate for employees terminated after December 1, 2004 is 1.5%. Elected officials will receive benefits at a rate of \$ 25 per month for each year of service up to a maximum of 25 years.

2. Funding Policy

The City is required to contribute an actuarially determined amount annually to the plan’s trust. The contribution amount is determined using actuarial methods and assumptions approved by the GMEBS plan trustees and intended to satisfy the minimum contribution requirements set forth in controlling State of Georgia Statutes. The policy requires a different funding level than the estimated minimum annual contribution to minimize fluctuation in annual contribution amounts and to accumulate sufficient funds to secure benefits under the plan. Administrative expenses are based on expected total covered payroll of plan members and are added to the annual funding requirement. Funding for the pension liabilities and prior pension liabilities, has been provided through the respective employees’ department in the general fund for governmental funds and between the water and sewer departments for the enterprise fund. The required minimum contribution for the year-ended for the plan based on these standards is \$ 87,008 representing 7.97% of the expected payroll of covered employees. The City’s contribution is made prior to year-end.

3. Additional Information

At January 1, 2023, the date of the most recent actuarial valuation, the 45 participants (including 5 elected officials) was made up of the following:

Retirees, beneficiaries and disabled participants receiving benefits	6
Vested former participants	13
Active employees participating in the plan	26
	26
Total number of participants	45
	45

Actuarial Assumptions: The City’s total pension liability was based on a September 30, 2022 measurement date; the net pension liability was measured as of January 1, 2023.

CITY OF DAWSONVILLE, GEORGIA
NOTES TO THE FINANCIAL STATEMENTS
June 30, 2023

NOTE 2 – DETAILED NOTES ON ALL FUNDS (CONT'D)

E. Retirement Plan (cont'd)

3. Additional Information (cont'd)

Actuarial valuation determined the total pension liability using assumptions that were applied to all periods included in the measurement. Assumptions were approved by the Plan's Board of Trustees in December 2019 based on the results of an actuarial experience study for the period January 1, 2015 through June 30, 2019 conducted in November and December of 2019. The actuarially determined contribution was determined as of January 1, 2023 with an interest adjustment to the fiscal year. Contributions in relation to this actuarially determined contribution will be reported for the fiscal year ending June 30, 2024. These assumptions are as follows:

Inflation	2.250%
Projected salary increases	2.250% plus age and service based merit increases
Net investment rate of return	7.375%
Cost of living adjustments	0.000%
Actuarial cost method	Entry age normal
Amortization method	Closed level dollar for remaining unfunded liability
Remaining amortization method	15 years

Healthy mortality rates were based on the sex-distinct Pri-2012 head-count weighted Healthy Retiree Mortality Table with rates multiplied by 1.25. Disabled participants mortality rates were based on the sex-distinct Pri-2012 head-count weighted Disabled Retiree Mortality Table with rates multiplied by 1.25. Active and terminated participants mortality rates were based on the sex-distinct Pri-2012 head-count weighted Employee Mortality Table.

The long-term expected rate of return was determined using a building-block method in which best-estimate ranges of expected future real rates of return (expected returns, net of pension plan investment expense and inflation) are developed for each major asset class. These ranges are combined to produce the long-term expected rate of return by weighting the expected future real rates of return by the target asset allocation percentage and by adding expected inflation. The difference between the resulting rate and the rate on the ongoing basis is a margin for adverse deviation. Best estimates of arithmetic real rates of return for each major asset class included in the pension plan's target asset allocation as of January 1, 2023 are summarized in the following table:

<u>Asset Class</u>	<u>Target Allocation</u>	<u>Long-Term Expected Real Rate of Return</u>
Domestic equity	45.00%	6.40%
International equity	20.00%	6.80%
Real estate	10.00%	3.90%
Global fixed income	5.00%	0.46%
Domestic fixed income	20.00%	0.40%
Total	<u>100.00%</u>	

Discount Rate. The discount rate used to determine the total pension liability was 7.375%. The projection of cash flows used to determine the discount rate assumed that City contributions will be made at rate equal to the actuarially determined contribution rates and the member rate. Based on those assumptions, the pension plan's fiduciary net position was projected to be available to make all projected future benefit payments of current plan members. Therefore, the long-term expected rate of return on pension plan investments was applied to all of the projected benefit payments to determine the total pension liability.

CITY OF DAWSONVILLE, GEORGIA
NOTES TO THE FINANCIAL STATEMENTS
June 30, 2023

NOTE 2 – DETAILED NOTES ON ALL FUNDS (CONT'D)

E. Retirement Plan (cont'd)

3. Additional Information (cont'd)

Changes in Net Pension Liability

	Total Pension Liability (TPL) (a)	Fiduciary Net Position (FNP) (b)	Net Pension Liability (NPL) (c)
	<u> </u>	<u> </u>	<u> </u>
Balances at September 30, 2021	\$ 933,236	\$ 823,912	\$ 109,324
Changes of the year:			
Service cost	\$ 56,050	\$ -	\$ 56,050
Interest	71,312	-	71,312
Differences between expected and actual experience	44,733	-	44,733
Contributions - employer	-	77,283	(77,283)
Contributions - employee	-	-	-
Net investment income	-	(137,958)	137,958
Benefits payments, including refunds of employee contributions	(44,695)	(44,695)	-
Administrative expense	-	(9,053)	9,053
Other	-	-	-
Net Changes	<u>127,400</u>	<u>(114,423)</u>	<u>241,823</u>
Balances at September 30, 2022	<u>\$ 1,060,636</u>	<u>\$ 709,489</u>	<u>\$ 351,147</u>

Sensitivity of the Net Pension Liability to Changes in the Discount Rate

	1% Decrease (6.375%)	Current Discount Rate (7.375%)	1% Increase (8.375%)
	<u> </u>	<u> </u>	<u> </u>
	\$ 493,957	\$ 351,147	\$ 232,896

CITY OF DAWSONVILLE, GEORGIA
NOTES TO THE FINANCIAL STATEMENTS
June 30, 2023

NOTE 2 – DETAILED NOTES ON ALL FUNDS (CONT'D)

E. Retirement Plan (cont'd)

3. Additional Information (cont'd)

For the year ended June 30, 2023, the City recognized government-wide pension expense of \$ 129,444. At June 30, 2023, the City reported deferred outflows of resources and deferred inflows of resources related to pensions from the following sources:

Year-Ended	Experience Difference	Assumption Change	Investment Results Difference	Total
2024	\$ 29,096	\$ -	\$ 18,185	\$ 47,281
2025	18,515	-	4,988	23,503
2026	8,947	-	17,517	26,464
2027	8,947	-	39,918	48,865
2028 and Thereafter	-	-	-	-
	<u>65,505</u>	<u>-</u>	<u>80,608</u>	<u>146,113</u>
Contributions after the measurement date				<u>19,547</u>
Outstanding balance				<u>\$ 165,660</u>

The \$ 19,547 of deferred outflows of resources resulting from the City's contributions subsequent to the measurement date of January 1, 2023, will be recognized as a reduction to the pension liability in the subsequent fiscal period rather than the current. The net effect of the deferred outflows and inflows of resources on the net pension liability as of June 30, 2023 is \$ 188,077. Certain amounts reported as deferred outflows and inflows of resources will be recognized as pension expense in future years and are as follows:

Year Ending June 30:	Deferred Outflows of Resources	Deferred Inflows of Resources
2024	\$ 91,627	\$ (43,131)
2025	68,741	(43,131)
2026	48,865	(22,401)
2027	48,865	-
Total	<u>\$ 258,098</u>	<u>\$ (108,663)</u>

F. Long-Term Obligations

1. Notes Payable (Governmental Activities)

The City entered into a zero-interest agreement that will mature on December 1, 2027 for land acquired for the Farmer's Market. The monthly installments are \$ 750 and paid from the SPLOST fund. The remaining balance is \$ 39,750 as of June 30, 2023.

CITY OF DAWSONVILLE, GEORGIA
NOTES TO THE FINANCIAL STATEMENTS
June 30, 2023

NOTE 2 – DETAILED NOTES ON ALL FUNDS (CONT'D)

F. Long-Term Obligations (cont'd)

2. Revenue Bonds (Business-type Activities)

On November 1, 2019, the Downtown Development Authority issued Series 2019 Revenue Bonds in the amount of \$ 3,735,000. The proceeds of these bonds were used to: (a) redemption Series 2014 Bonds and (b) to pay the costs of \$ 120,000 for issuing the Series 2019 Bonds. The City, as obligor, entered into an Intergovernmental Agreement with the Downtown Development Authority by which the City has agreed to pay the bond debt installments until the full debt is satisfied. The bonds bear an interest rate of 1.90%. The obligation matures on February 1, 2033. The principal balance at June 30, 2021 is \$ 2,750,000. The City agreed that if necessary, an annual property tax would be levied to cover the cost. The City has not considered this necessary as of June 30, 2023.

3. Drinking Water State Revolving Fund Note Payable (Business-type Activities)

The City maintains two Drinking Water Revolving Fund Loans from Georgia Environmental Finance Authority (GEFA). The funds will be used for Water and Sewer projects. The City pays a monthly administrative fee to GEFA for the loans. Principal payments and accrued interest on the notes shall be payable monthly on the first day of each calendar month. All loans have been fully drawn and are in repayment as of June 30, 2023. GEFA requires the City to maintain a 105% debt service coverage.

The first loan, dated February 18, 2015, offered up to \$ 1,000,000 in principal with 30% to be forgiven by GEFA. The obligation bears an interest rate of 1.71% and matures on January 1, 2039. The principal balance at June 30, 2023 is \$ 565,311.

The second loan, dated July 1, 2018, offered up to \$ 569,000 in principal with 30% to be forgiven by GEFA. During the year ending June 30, 2020, GEFA forgave \$22,440 of the loan. The obligation bears an interest rate of 0.5% and matures on January 1, 2029. The principal balance at June 30, 2023 is \$ 239,306.

4. Clean Water State Revolving Fund Note Payable (Business-type Activities)

The City has a note payable dated April 1, 2019 from GEFA to finance the costs of updating the wastewater treatment plant. The clean water loan also requires the City to maintain a 105% debt coverage ratio. The loan had an original balance of \$ 445,000. The obligation bears an interest rate of 2.03% and matures on December 1, 2037. The principal balance at June 30, 2023 is \$ 340,408.

Changes in long-term obligations for the year ended June 30, 2023 are as follows:

Governmental Activities	Balance	Increases	Decreases	Balance	Due within One Year
	6/30/2022			6/30/2023	
Note Payable	\$ 48,750	\$ -	\$ 9,000	\$ 39,750	\$ 9,000
Total Governmental Activities	\$ 48,750	\$ -	\$ 9,000	\$ 39,750	\$ 9,000
Business-type Activities	Balance	Increases	Decreases	Balance	Due within One Year
	6/30/2022			6/30/2023	
Revenue Bond	\$ 3,000,000	\$ -	\$ 250,000	\$ 2,750,000	\$ 255,000
Notes Payable	1,238,567	-	93,541	1,145,026	94,703
Total Business-type Activities	\$ 4,238,567	\$ -	\$ 343,541	\$ 3,895,026	\$ 349,703

Decreases for notes payable in the schedule above are a combination of actual principal paid on the notes of \$ 93,541.

CITY OF DAWSONVILLE, GEORGIA
NOTES TO THE FINANCIAL STATEMENTS
June 30, 2023

NOTE 2 – DETAILED NOTES ON ALL FUNDS (CONT'D)

F. Long-Term Obligations (cont'd)

Debt-service requirements for long-term obligations are as follows for the years ending June 30:

Governmental Activities

	<u>Principal</u>	<u>Interest</u>	<u>Total</u>
2024	\$ 9,000	\$ -	\$ 9,000
2025	9,000	-	9,000
2026	9,000	-	9,000
2027	9,000	-	9,000
2028	3,750	-	3,750
Total	\$ 39,750	\$ -	\$ 39,750

Business-type Activities

	Revenue Bonds		Notes Payable		Total
	<u>Principal</u>	<u>Interest</u>	<u>Principal</u>	<u>Interest</u>	
2024	\$ 255,000	\$ 52,250	\$ 94,703	\$ 17,237	\$ 419,190
2025	260,000	47,405	95,883	16,057	419,345
2026	260,000	42,465	97,084	14,857	414,406
2027	265,000	37,525	98,303	13,637	414,465
2028	270,000	32,490	99,543	12,399	414,432
2029 - 2033	1,440,000	86,615	322,926	44,786	1,894,327
2034 - 2038	-	5,700	312,601	16,194	334,495
2039 - 2042	-	-	23,983	137	24,120
Total	\$ 2,750,000	\$ 304,450	\$ 1,145,026	\$ 135,304	\$ 4,334,780

Total government-wide, combined obligations including interest for the years ending June 30:

Government-Wide Activities

	<u>Principal</u>	<u>Interest</u>	<u>Total</u>
2024	\$ 358,703	\$ 69,487	\$ 428,190
2025	364,883	63,461	428,344
2026	366,084	57,322	428,344
2027	372,303	51,162	423,406
2028	373,292	44,889	423,465
2029 - 2033	1,762,926	128,401	1,891,327
2034 - 2038	312,602	16,194	328,796
2039 - 2042	23,983	137	24,120
Total	\$ 3,934,776	\$ 431,053	\$ 4,375,992

The City has no unused lines of credit open and has no assets pledged as collateral for debt. All notes, capital leases, and revenue bonds originated under direct borrowing agreements.

CITY OF DAWSONVILLE, GEORGIA
NOTES TO THE FINANCIAL STATEMENTS
June 30, 2023

NOTE 2 – DETAILED NOTES ON ALL FUNDS (CONT'D)

F. Long-Term Obligations (cont'd)

5. Compensated Absences (Governmental and Business-type Activities)

Compensated absences are liquidated in the general fund for governmental activities and in the enterprise fund for business-type activities (see Note 1 for a further explanation of compensated absences.) The City has reported 100% of the compensated absence liability as due in one year, as the City projects that most of the employees will use compensated absences earned within one year. Although the full balance is expected to be used within one year, the time earned will continue to replenish throughout the year and therefore the compensated absences remains noncurrent.

Compensated Absences	Balance 6/30/2022	Net Change	Balance 6/30/2023	Due within One Year
Government-Wide Activities	\$ 56,376	\$ 9,120	\$ 65,496	\$ 65,496
Business-Type Activities	21,644	3,675	25,319	25,319
Total Activity	\$ 78,020	\$ 12,795	\$ 90,815	\$ 90,815

G. Restricted Equity and Fund Balances

Fund balances at June 30, 2023 consist of the following for the governmental funds:

	General	SPLOST	Other Governmental Funds	Total Governmental Funds
Restricted non-spendable:				
Prepaid items	\$ 80,698	\$ -	\$ -	\$ 80,698
Cemetery	-	-	229,751	229,751
Restricted spendable:				
SPLOST	-	2,058,440	-	2,058,440
ARPA	-	-	240	240
Hotel/motel	-	-	1,617	1,617
DDA	-	-	9,942	9,942
Unassigned:	3,078,153	-	-	3,078,153
Total fund balance	\$ 3,158,851	\$ 2,058,440	\$ 241,550	\$ 5,458,841

1. Permanent Fund

Restricted for cemetery – An amount of \$ 229,751 has been restricted in the Cemetery Fund since this amount is not legally available for appropriation. Of these funds, \$ 229,751 is expendable for cemetery perpetual care.

2. Special Revenue Fund

Restricted for tourism and development – A total of \$ 1,617 has been restricted for tourism expenditures in the Hotel-Motel Fund since this amount is not legally available for appropriation. A total of \$ 9,942 has been restricted for housing and development in the Downtown Development Authority of Dawsonville, Georgia. A total of \$ 240 has been restricted from ARPA funds.

CITY OF DAWSONVILLE, GEORGIA
NOTES TO THE FINANCIAL STATEMENTS
June 30, 2023

NOTE 2 – DETAILED NOTES ON ALL FUNDS (CONT'D)

G. Restricted Equity and Fund Balances (cont'd)

3. Capital Projects Fund

Restricted for capital projects – An amount of \$ 2,058,440 has been restricted in the SPLOST capital projects fund because this amount is not legally available for appropriation.

H. Risk Management

The City is exposed to various risks of loss related to torts, theft of, damage to, and destruction of assets, errors and omissions, injuries to employees, and natural disasters. The Government has joined together with other municipalities in the state as part of the Georgia Interlocal Risk Management Agency Property and Liability Insurance Fund and the Georgia Municipal Association Group Self-Insurance Workers Compensation Fund, a public entity risk pool currently operating as a common risk management and insurance program for member local governments.

As part of these risk pools, the Government is obligated to pay all contributions and assessments as prescribed by the pools, to cooperate with the pool's agents and attorneys, to follow loss reduction procedures established by the funds, and to report as promptly as possible, and in accordance with any coverage descriptions issued, all incidents which could result in the funds being required to pay any claim of loss. The Government is also to allow the pool's agents and attorneys to represent the Government in investigations, settlement discussions, and all levels of litigation arising out of any claim made against the Government within the scope of loss protection furnished by the funds.

The funds are to defend and protect the members of the funds against liability or loss as prescribed in the member government contract and in accordance with the worker's compensation law of Georgia. The funds are to pay all cost taxed against members in any legal proceeding defended by the members, all interest accruing after entry of judgment, and all expenses incurred for investigation, negotiation, or defense.

NOTE 3 – COMMITMENTS AND CONTINGENCIES

A. Intergovernmental agreement for Local Option Sales Tax (LOST) revenues.

Effective January 1, 2023 through December 31, 2032, the LOST proceeds, less the 1% paid into the general fund of the state treasury shall be distributed as follows: 86.12% to the County and 13.88% to the City.

B. Litigation

The City is a defendant in a lawsuit. Although the outcome of the current litigation is not presently determinable, in the opinion of the City's legal counsel the resolution of these matters will not have a material adverse effect on the financial condition of the City. In addition, the City may also be involved in various claims or assessments from time-to-time. Any asserted claims are also not considered to have a foreseeable material adverse effect to the financial condition of the City.

NOTE 4 – HOTEL/MOTEL TAX

During the year ended June 30, 2023, the City had receipts based on the tax rate of 6%, of \$ 8,293 and incurred expenditures of \$ 7,328 (92 % of revenues). These funds are held for disbursement to the Dawson County Chamber of Commerce for the purpose of promoting tourism. The City complied with the requirements of OCGA 48-13-51.

CITY OF DAWSONVILLE, GEORGIA
NOTES TO THE FINANCIAL STATEMENTS
June 30, 2023

NOTE 5 – ARTIFACTS

Dawsonville History Museum (d/b/a Georgia Racing Hall of Fame, “the Museum”):

The Museum was established as its own entity in 2011. The collection has a remaining cost basis of \$ 49,751 as of June 30, 2023. The artifacts are expected to maintain intrinsic value and are, therefore, not depreciated.

The Board of Directors for the Museum is appointed by the City Council of Dawsonville. In addition, several members of the City’s management, are voting members of the Board. Because of this, the Museum is considered to be a related party of the City. During the fiscal year 2023, the Dawsonville History Museum paid the City \$ 43,632 in rental income which included utilities. As of June 30, 2023, there is a balance receivable of \$ 21,300 from the Museum for renovations to the facilities.

NOTE 6 – JOINT VENTURE

Georgia Mountains Regional Commission (GMRC)

Under Georgia law, the City, in conjunction with other cities and counties in the thirty county Northeast Georgia area, is a member of the Georgia Mountains Regional Commission (GMRC) and is required to pay annual dues thereto. Membership in GMRC is required by the Official Code of Georgia Annotated (OCGA) Section 50-8-34 which provides for the organization structure of the GMRC in Georgia. The GMRC Board membership includes the chief elected official of each county and municipality of the area and private sector individuals from each County and three minority members. Annual dues are paid by the Dawson County Board of Commissioners to include the City of Dawsonville and overall county populace.

OCGA 50-8-39.1 provides that the member governments are liable for any debts or obligations of a GMRC. Separate financial statements may be obtained from the Georgia Mountains Regional Commission, 1310 West Ridge Road Gainesville, Georgia 30501.

NOTE 7 – SUBSEQUENT EVENTS

Management has evaluated subsequent events through November 6, 2023 the date the financial statements were available to be issued and no events identified that required reporting.

FINANCIAL SECTION
Required Supplementary Information

This page is intentionally blank.

CITY OF DAWSONVILLE, GEORGIA
SCHEDULE OF CHANGES IN THE NET PENSION LIABILITY AND RELATED RATIOS
LAST TEN FISCAL YEARS
JUNE 30, 2023
(Unaudited)

	Fiscal Year End		
	2023	2022	2021
<i>Total pension liability</i>			
Service cost	56,050	49,988	\$ 20,849
Interest	71,312	63,868	29,241
Differences between expected and actual experience	44,733	25,745	18,533
Change of assumptions	-	-	-
Change of benefit terms	-	-	-
Benefits payments, including refunds of employee contributions	(44,695)	(44,769)	(4,705)
Net change in total pension liability	127,400	94,832	63,918
Total pension liability - beginning	933,236	838,404	774,486
Total pension liability - ending (a)	<u>\$ 1,060,636</u>	<u>\$ 933,236</u>	<u>\$ 838,404</u>
<i>Plan fiduciary net position</i>			
Contributions - employer	77,283	51,341	\$ 24,427
Contributions - employee	-	-	-
Net investment income	(137,958)	161,017	123,376
Benefits payments, including refunds of employee contributions	(44,695)	(44,769)	(4,705)
Administrative expense	(9,053)	(9,937)	(3,943)
Other	-	-	-
Net change in fiduciary net position	(114,423)	157,652	139,155
Plan fiduciary net position - beginning	823,912	666,260	527,105
Plan fiduciary net position - ending (b)	<u>709,489</u>	<u>\$ 823,912</u>	<u>\$ 666,260</u>
Net pension liability - ending (a)-(b)	<u>351,147</u>	<u>\$ 109,324</u>	<u>\$ 172,144</u>
Plan's fiduciary net position as percentage of the total pension liability	66.89%	88.29%	79.47%
Covered payroll	\$ 1,078,961	\$ 1,077,218	\$ 940,739
Net pension liability as a percentage of covered payroll	32.54%	10.15%	18.30%

Note: The schedule is intended to show ten years of information; however, fiscal year 2015 was the first year of implementation. Additional years' information will be displayed as it becomes available.

The accompanying notes to the required supplementary information are an integral part of this schedule.

CITY OF DAWSONVILLE, GEORGIA
SCHEDULE OF CHANGES IN THE NET PENSION LIABILITY AND RELATED RATIOS
LAST TEN FISCAL YEARS
JUNE 30, 2023
(Unaudited)

Fiscal Year End					
2020	2019	2018	2017	2016	2015
\$ 39,665	\$ 29,314	\$ 23,209	\$ 17,954	\$ 14,001	\$ 12,393
50,707	43,156	36,406	35,681	33,943	31,065
31,323	28,144	13,547	(39,532)	(21,140)	3,522
21,074	-	11,307	-	-	(5,461)
-	-	-	-	-	-
<u>(9,410)</u>	<u>(11,160)</u>	<u>(5,111)</u>	<u>(4,377)</u>	<u>(4,378)</u>	<u>(4,377)</u>
133,359	89,454	79,358	9,726	22,426	37,142
641,127	551,673	472,315	462,589	440,163	403,021
<u>\$ 774,486</u>	<u>\$ 641,127</u>	<u>\$ 551,673</u>	<u>\$ 472,315</u>	<u>\$ 462,589</u>	<u>\$ 440,163</u>
\$ 42,708	\$ 30,943	\$ 29,208	\$ 30,958	\$ 27,612	\$ 26,495
-	-	-	-	-	-
(40,352)	18,956	55,665	48,498	1,462	30,673
(9,410)	(11,160)	(5,111)	(4,377)	(4,378)	(4,377)
(9,260)	(8,455)	(8,224)	(8,390)	(5,916)	(5,468)
-	-	-	-	-	-
<u>(16,314)</u>	<u>30,284</u>	<u>71,538</u>	<u>66,689</u>	<u>18,780</u>	<u>47,323</u>
543,419	513,135	441,597	374,908	356,128	308,805
<u>\$ 527,105</u>	<u>\$ 543,419</u>	<u>\$ 513,135</u>	<u>\$ 441,597</u>	<u>\$ 374,908</u>	<u>\$ 356,128</u>
<u>\$ 247,381</u>	<u>\$ 97,708</u>	<u>\$ 38,538</u>	<u>\$ 30,718</u>	<u>\$ 87,681</u>	<u>\$ 84,035</u>
68.06%	84.76%	93.01%	93.50%	81.05%	80.91%
\$ 969,401	\$ 833,420	\$ 696,293	\$ 468,083	\$ 360,912	\$ 342,936
25.52%	11.72%	5.53%	6.56%	24.29%	24.50%

CITY OF DAWSONVILLE, GEORGIA
SCHEDULE OF CONTRIBUTIONS
LAST TEN FISCAL YEARS
June 30, 2023
(Unaudited)

	Fiscal Year End		
	<u>2023</u>	<u>2022</u>	<u>2021</u>
Actuarially determined contribution	67,632	58,691	\$ 42,723
Contributions in relation to the actuarially determined contribution	<u>67,632</u>	<u>53,772</u>	<u>42,723</u>
Contribution deficiency (excess)	<u><u>-</u></u>	<u><u>4,919</u></u>	<u><u>\$ -</u></u>
 Covered payroll	 \$ 1,077,218	 \$ 940,739	 \$ 901,411
Contributions as a percentage of covered payroll	6.28%	5.72%	4.74%

Note: This schedule is intended to show ten years of information; however, fiscal year 2015 was the first year of implementation. Additional years' information will be displayed as it becomes available.

The accompanying notes to the required supplementary information are an integral part of this schedule.

CITY OF DAWSONVILLE, GEORGIA
SCHEDULE OF CONTRIBUTIONS
LAST TEN FISCAL YEARS
June 30, 2023
(Unaudited)

Fiscal Year End					
<u>2020</u>	<u>2019</u>	<u>2018</u>	<u>2017</u>	<u>2016</u>	<u>2015</u>
\$ 36,593	\$ 29,813	\$ 32,319	\$ 29,813	\$ 30,504	\$ 26,648
<u>36,593</u>	<u>29,813</u>	<u>33,299</u>	<u>16,330</u>	<u>26,664</u>	<u>37,750</u>
<u>\$ -</u>	<u>\$ -</u>	<u>\$ (980)</u>	<u>\$ 13,483</u>	<u>\$ 3,840</u>	<u>\$ (11,102)</u>
\$ 833,420	\$ 696,293	\$ 788,556	\$ 587,245	\$523,244	\$479,173
4.39%	4.28%	4.22%	2.78%	5.10%	7.88%

CITY OF DAWSONVILLE, GEORGIA
NOTES TO THE REQUIRED SUPPLEMENTARY INFORMATION
June 30, 2023

1. Valuation Date

The actuarially determined contribution was determined as of January, 1, 2023, with an interest adjustment to the fiscal year. Contributions in relation to this actuarially determined contribution will be reported for the fiscal year ending June 30, 2024.

2. Methods and Assumptions Used to Determine Contribution Rates

Actuarial Cost Method: Projected Unit Credit

Amortization Method: Closed level dollar for remaining unfunded liability

Remaining Amortization Period: Remaining amortization period varies of the bases, with net effective amortization of 15 years

Asset Valuation Method: Sum of actuarial value at beginning of year and the cash flow during the year plus the assumed investment return, adjusted by 10% of the amount that the value exceeds or is less than the market value at end of year. The actuarial value is adjusted, if necessary, to be within 20% of the market value of assets.

Net Investment Rate of Return: 7.375%

Projected Salary Increases: 2.25% plus service-based merit increases

Cost of Living Adjustments: N/A

Retirement Age for Inactive Vested Participants: 65

Mortality: Healthy retirees and beneficiaries were based on the sex-distinct Pri-2012 head-count weighted Healthy Retiree Mortality Table with rates multiplied by 1.25. Disabled mortality was based on the sex-distinct Pri-2012 head-count weighted Disabled Retiree Mortality Table with rates multiplied by 1.25. Active participants, terminated vested participants, and deferred beneficiaries on the sex-distinct Pri-2012 head-count weighted Employee Mortality Table.

Assumptions listed above were approved by the Plan's Board of Trustees in December 2019 based on the results of an actuarial experience study approved by the Board for the period January 1, 2015 through June 30, 2019.

3. Changes in Benefits

There were no changes in assumptions and benefit provisions in the last two fiscal years.

CITY OF DAWSONVILLE, GEORGIA
 BUDEGTARY COMPARISON SCHEDULE
 GENERAL FUND
 For the Year Ended June 30, 2023

	Original Budget	Final Budget	Actual	Variance with Final Budget
REVENUES				
Taxes	\$ 2,379,325	\$ 2,756,275	\$ 2,753,952	\$ (2,323)
Charges for services	-	13,000	53,351	40,351
Licenses and permits	132,600	190,350	149,755	(40,595)
Intergovernmental revenues	6,000	36,000	36,989	989
Fines and forfeitures	3,000	3,000	6,950	3,950
Interest earned	1,300	101,300	103,982	2,682
Rental income	68,000	70,800	73,927	3,127
Total revenues	<u>2,590,225</u>	<u>3,170,725</u>	<u>3,178,906</u>	<u>8,181</u>
EXPENDITURES				
Current operating:				
General government	1,402,416	1,860,299	1,860,299	-
Public safety	1,544	100	100	-
Public works	565,363	678,437	695,155	(16,718)
Culture/recreation	65,528	167,781	173,023	(5,242)
Planning and zoning	421,000	452,108	452,196	(88)
Development services	117,000	12,000	12,000	-
Total expenditures	<u>2,572,851</u>	<u>3,170,725</u>	<u>3,192,773</u>	<u>(22,048)</u>
TOTAL REVENUES OVER EXPENDITURES	<u>17,374</u>	<u>-</u>	<u>(13,867)</u>	<u>(13,867)</u>
OTHER FINANCING SOURCES (USES)				
Contingency	-	-	-	-
Transfers in (out)	(17,374)	-	-	-
TOTAL OTHER FINANCING SOURCES (USES)	<u>(17,374)</u>	<u>-</u>	<u>-</u>	<u>-</u>
NET CHANGE IN FUND BALANCE	<u>\$ -</u>	<u>\$ -</u>	<u>(13,867)</u>	<u>\$ (13,867)</u>
FUND BALANCES - beginning			<u>3,172,719</u>	
FUND BALANCES - end of year			<u>\$ 3,158,852</u>	

NOTES TO THE BUDGETARY COMPARISON SCHEDULE

1. The budgetary basis of accounting used in this schedule is the same as GAAP.

CITY OF DAWSONVILLE, GEORGIA
 AMERICAN RESUCE PLAN ACT FUND
 SUPPLEMENTAL BUDGETARY COMPARISON SCHEDULE
 For the Year Ended June 30, 2023

	<u>Original Budget</u>	<u>Final Budget</u>	<u>Actual</u>	<u>Variance with Final Budget</u>
REVENUES				
Intergovernmental	\$ 3,700,000	\$ 901,000	\$ 901,114	\$ 114
Interest income	400	400	-	(400)
Total revenues	<u>3,700,400</u>	<u>901,400</u>	<u>901,114</u>	<u>(286)</u>
EXPENDITURES				
Capital outlay - utility & public works building	<u>3,700,400</u>	<u>901,400</u>	<u>901,191</u>	<u>209</u>
Total expenditures	<u>3,700,400</u>	<u>901,400</u>	<u>901,191</u>	<u>209</u>
EXCESS (DEFICIENCY) OF REVENUES OVER (UNDER) EXPENDITURES	<u>-</u>	<u>-</u>	<u>(77)</u>	<u>(77)</u>
NET CHANGE IN FUND BALANCE	<u>\$ -</u>	<u>\$ -</u>	(77)	<u>\$ (77)</u>
FUND BALANCES - beginning of year			<u>317</u>	
FUND BALANCES - end of year			<u>\$ 240</u>	

NOTES TO THE BUDGETARY COMPARISON SCHEDULE

1. The budgetary basis of accounting used in this schedule is the same as GAAP.

FINANCIAL SECTION

Combining and Individual Fund Financial Statements and Schedules

This page is intentionally blank.

CITY OF DAWSONVILLE, GEORGIA
NON-MAJOR GOVERNMENTAL FUNDS
COMBINING BALANCE SHEETS
June 30, 2023

	Special Revenue Fund Hotel-Motel	Special Revenue Fund DDA	Permanent Fund Cemetery	Total Non-Major Governmental Funds
ASSETS				
Restricted assets:				
Cash and cash equivalents	\$ -	\$ 9,942	\$ 229,751	\$ 239,693
Taxes receivable	666	-	-	666
Due from other funds	2,903	-	-	2,903
TOTAL ASSETS	3,569	9,942	229,751	243,262
LIABILITIES				
Current - accounts payable	1,952	-	-	1,952
Due to general fund	-	-	-	-
TOTAL LIABILITIES	1,952	-	-	1,952
FUND BALANCE				
Restricted non-spendable:				
Cemetery	-	-	229,751	229,751
Restricted spendable:				
Tourism	1,617	-	-	1,617
Housing and business development	-	9,942	-	9,942
TOTAL FUND BALANCES	1,617	9,942	229,751	241,310
TOTAL LIABILITIES AND FUND BALANCE	\$ 3,569	\$ 9,942	\$ 229,751	\$ 243,262

CITY OF DAWSONVILLE, GEORGIA
NON-MAJOR GOVERNMENTAL FUNDS
COMBINING SCHEDULE OF REVENUES, EXPEDITURES, AND CHANGES IN FUND BALANCES
For the Year Ended June 30, 2023

	Special Revenue Fund Hotel-Motel	Special Revenue Fund DDA	Permanent Fund Cemetery	Total Non-Major Governmental Funds
REVENUES				
Taxes	\$ 8,293	\$ -	\$ -	\$ 8,293
Charge for services	-	-	34,260	34,260
Contributions and donations	-	2,425	-	2,425
Interest earned	-	-	2,826	2,826
Total revenues	8,293	2,425	37,086	47,804
EXPENDITURES				
Current operating:				
Tourism	7,328	-	-	7,328
Housing and business development	-	31,951	-	31,951
Cemetery services	-	-	34,432	34,432
Total expenditures	7,328	31,951	34,432	73,711
EXCESS (DEFICIENCY) OF REVENUES OVER (UNDER) EXPENDITURES	965	(29,526)	2,654	(25,907)
OTHER FINANCING SOURCES (USES)				
Transfers in	-	-	-	-
NET CHANGE IN FUND BALANCES	965	(29,526)	2,654	(25,907)
FUND BALANCES - beginning of year	652	39,468	227,097	267,217
FUND BALANCES - end of year	\$ 1,617	\$ 9,942	\$ 229,751	\$ 241,310

CITY OF DAWSONVILLE, GEORGIA
SPECIAL REVENUE FUND
HOTEL-MOTEL FUND
SUPPLEMENTAL BUDGETARY COMPARISON SCHEDULE
For the Year Ended June 30, 2023

	<u>Original Budget</u>	<u>Final Budget</u>	<u>Actual</u>	<u>Variance with Final Budget</u>
REVENUES				
Hotel-motel taxes	<u>\$ 6,000</u>	<u>\$ 7,325</u>	<u>\$ 8,293</u>	<u>\$ 968</u>
Total revenues	<u>6,000</u>	<u>7,325</u>	<u>8,293</u>	<u>968</u>
EXPENDITURES				
Current operating:				
Housing and development - tourism	<u>6,000</u>	<u>7,325</u>	<u>7,328</u>	<u>(3)</u>
Total expenditures	<u>6,000</u>	<u>7,325</u>	<u>7,328</u>	<u>3</u>
EXCESS (DEFICIENCY) OF REVENUES OVER (UNDER) EXPENDITURES	<u>-</u>	<u>-</u>	<u>965</u>	<u>965</u>
NET CHANGE IN FUND BALANCE	<u><u>\$ -</u></u>	<u><u>\$ -</u></u>	<u>965</u>	<u><u>\$ 965</u></u>
FUND BALANCE - beginning of year			<u>652</u>	
FUND BALANCE - end of year			<u><u>\$ 1,617</u></u>	

NOTES TO THE BUDGETARY COMPARISON SCHEDULE

1. The budgetary basis of accounting used in this schedule is the same as GAAP.

CITY OF DAWSONVILLE, GEORGIA
SPECIAL REVENUE FUND
DOWNTOWN DEVELOPMENT AUTHORITY FUND
SUPPLEMENTAL BUDGETARY COMPARISON SCHEDULE
For the Year Ended June 30, 2023

	<u>Original Budget</u>	<u>Final Budget</u>	<u>Actual</u>	<u>Variance with Final Budget</u>
REVENUES				
Contributions and donations	\$ 4,400	\$ 6,951	\$ 2,425	\$ (4,526)
Total revenues	<u>4,400</u>	<u>6,951</u>	<u>2,425</u>	<u>(4,526)</u>
EXPENDITURES				
Current operating:				
Grants disbursed	25,000	25,000	25,000	-
Housing and business development	<u>4,400</u>	<u>6,951</u>	<u>6,951</u>	<u>-</u>
Total expenditures	<u>29,400</u>	<u>31,951</u>	<u>31,951</u>	<u>-</u>
EXCESS (DEFICIENCY) OF REVENUES OVER (UNDER) EXPENDITURES				
	<u>(25,000)</u>	<u>(25,000)</u>	<u>(29,526)</u>	<u>(4,526)</u>
OTHER FINANCING SOURCES (USES)				
Transfers in	<u>25,000</u>	<u>25,000</u>	<u>-</u>	<u>(25,000)</u>
NET CHANGE IN FUND BALANCE	<u><u>\$ -</u></u>	<u><u>\$ -</u></u>	(29,526)	<u><u>\$ (29,526)</u></u>
FUND BALANCE - beginning of year			<u>39,468</u>	
FUND BALANCE - end of year			<u><u>\$ 9,942</u></u>	

NOTES TO THE BUDGETARY COMPARISON SCHEDULE

1. The budgetary basis of accounting used in this schedule is the same as GAAP.

CITY OF DAWSONVILLE, GEORGIA
PERMANENT FUND
CEMETERY FUND
SUPPLEMENTAL BUDGETARY COMPARISON SCHEDULE
For the Year Ended June 30, 2023

	Original Budget	Final Budget	Actual	Variance with Final Budget
REVENUES				
Cemetery lot sales	\$ 9,000	\$ 9,000	\$ 33,750	\$ 24,750
Real estate fees	125	125	510	385
Interest income	100	100	2,826	2,726
Total revenues	9,225	9,225	37,086	27,861
EXPENDITURES				
Repairs and maintenance	12,000	12,000	5,455	6,545
Miscellaneous expenditures	200	200	537	(337)
Supplies	6,800	6,800	5,169	1,631
Capital outlay	100,000	15,500	23,271	(7,771)
Total expenditures	119,000	34,500	34,432	68
EXCESS (DEFICIENCY) OF REVENUES OVER (UNDER) EXPENDITURES	(109,775)	(25,275)	2,654	27,929
OTHER FINANCING SOURCES (USES)				
Transfers in	109,775	25,275	-	(25,275)
NET CHANGE IN FUND BALANCE	\$ -	\$ -	2,654	\$ 2,654
FUND BALANCES - beginning of year			227,097	
FUND BALANCES - end of year			\$ 229,751	

NOTES TO THE BUDGETARY COMPARISON SCHEDULE

1. The budgetary basis of accounting used in this schedule is the same as GAAP.

FINANCIAL SECTION
Supplementary Information

This page is intentionally blank.

CITY OF DAWSONVILLE, GEORGIA
 SUPPLEMENTAL BUDGETARY COMPARISON SCHEDULE
 WATER, SEWER AND GARBAGE FUND
 For the year ended June 30, 2023

	Final Budget	Actual	Variance with Final Budget
OPERATING REVENUES			
Charges for services :			
Water fees	\$ 800,000	\$ 1,582,237	\$ 782,237
Sewer fees	900,000	1,117,001	217,001
Garbage fees	225,000	318,020	93,020
Miscellaneous	137,900	208,382	70,482
Total operating revenues	2,062,900	3,225,640	1,162,740
OPERATING EXPENSES			
Cost of sales and service:			
Advertising	900	2,261	(1,361)
Capital outlay	10,471,000	-	10,471,000
Communications	16,000	14,916	1,084
Depreciation	574,000	667,523	(93,523)
Dues and subscriptions	16,000	13,513	2,487
Education and training	6,000	4,283	1,717
Food	2,000	3,418	(1,418)
Garbage service	204,200	247,588	(43,388)
Gas and fuel	16,250	16,533	(283)
Insurance	-	32,946	(32,946)
Licenses	600	-	600
Payment to other	62,411	45,660	16,751
Postage	5,800	4,956	844
Printing and binding	3,400	113	3,287
Professional	193,000	179,919	13,081
Rental equipment	1,000	-	1,000
Repairs and maintenance	88,000	123,425	(35,425)
Supplies	140,000	194,112	(54,112)
Supplies - garbage	35,000	220,580	(185,580)
Travel	2,000	2,520	(520)
Technical services	77,000	92,819	(15,819)
Uniform service	5,000	5,246	(246)
Utilities	157,000	144,421	12,579
Total cost of sales and service:	12,076,561	2,016,752	10,059,809
Personnel services and benefits:			
Salaries	355,672	377,465	(21,793)
Payroll taxes	31,000	27,960	3,040
Group insurance	134,000	159,854	(25,854)
Workers compensation	20,200	7,685	12,515
Retirement	24,000	34,426	(10,426)
Total personnel services and benefits	564,872	607,390	(42,518)
OPERATING INCOME (LOSS)	(10,578,533)	601,498	11,180,031
NON-OPERATING INCOME (LOSS)			
Contingency (reserves)	10,265,983	-	(10,265,983)
Tap fees	400,000	238,750	(161,250)
Interest and fiscal charges	(87,450)	(80,055)	7,395
Interest earned	-	97,830	97,830
TOTAL NON-OPERATING INCOME (LOSS)	10,578,533	256,525	(10,322,008)
CHANGE IN NET POSITION	\$ -	858,023	\$ 858,023
NET POSITION - beginning of year		11,160,500	
NET POSITION - end of year		\$12,018,523	

NOTES TO THE BUDGETARY COMPARISON SCHEDULE

1. The budgetary basis of accounting used in this schedule is the same as GAAP.

CITY OF DAWSONVILLE, GEORGIA
 SPLOST VI AND VII
 SUPPLEMENTAL BUDGETARY COMPARISON SCHEDULE
 For the Year Ended June 30, 2023

	Original Budget	Final Budget	Actual	Variance with Final Budget
REVENUES				
Intergovernmental	\$ 1,599,900	\$ 904,900	\$ 1,250,410	\$ 345,510
Interest income	200	200	34,733	34,533
Total revenues	1,600,100	905,100	1,285,143	380,043
EXPENDITURES				
Debt service	9,000	9,000	9,000	-
Capital outlay	1,634,000	939,000	899,663	39,337
Total expenditures	1,643,000	948,000	908,663	39,337
EXCESS (DEFICIENCY) OF REVENUES OVER (UNDER) EXPENDITURES	(42,900)	(42,900)	376,480	419,380
OTHER FINANCING SOURCES (USES)				
Contingency (fund reserves)	42,900	42,900	-	(42,900)
NET CHANGE IN FUND BALANCES	\$ -	\$ -	376,480	\$ 376,480
FUND BALANCES - beginning of year			1,681,960	
FUND BALANCES - end of year			\$ 2,058,440	

NOTES TO THE BUDGETARY COMPARISON SCHEDULE

1. The budgetary basis of accounting used in this schedule is the same as GAAP.

CITY OF DAWSONVILLE, GEORGIA
SCHEDULES OF FUNCTIONAL ALLOCATIONS
WATER, SEWER AND GARBAGE FUND
SCHEDULE OF NET POSITION
June 30, 2023

	Water / Sewer	Garbage	Total
ASSETS			
Current assets:			
Cash and cash equivalents	\$ 3,790,863	\$ 328,396	\$ 4,119,259
Receivables (net of allowance for uncollectible):	771,651	25,762	797,413
Prepaid expense	53,392	-	53,392
Due to general fund	18,301		18,301
Restricted assets:			
Cash and cash equivalents	201,635	-	201,635
Total current assets	4,835,842	354,158	5,190,000
Non-current assets:			
Capital assets:			
Land	3,179,295	-	3,179,295
Construction in progress	322,395	-	322,395
Depreciable capital assets, net	7,605,377	-	7,605,377
Total non-current assets	11,107,067	-	11,107,067
TOTAL ASSETS	15,942,909	354,158	16,297,067
DEFERRED OUTFLOWS OF RESOURCES			
Retirement contributions	51,505	-	51,505
TOTAL ASSETS AND DEFERRED OUTFLOW OF RESOURCES	\$ 15,994,414	\$ 354,158	\$ 16,348,572

CITY OF DAWSONVILLE, GEORGIA
SCHEDULES OF FUNCTIONAL ALLOCATIONS
WATER, SEWER AND GARBAGE FUND
SCHEDULE OF NET POSITION
June 30, 2023

	Water / Sewer	Garbage	Total
LIABILITIES			
Current liabilities:			
Accounts payable	\$ 75,238	\$ -	\$ 75,238
Accrued expenses	36,933	-	36,933
Due to general fund	-	-	-
Current portion of long-term debt	349,703	-	349,703
Customer deposits - payable from restricted assets	201,372	-	201,372
Total current liabilities	663,246	-	663,246
Long-term liabilities:			
Compensated absences (due within one year)	25,319	-	25,319
Long-term debt (net of current portion)	3,545,322	-	3,545,322
Net pension liability	96,162	-	96,162
Total long-term liabilities	3,666,803	-	3,666,803
TOTAL LIABILITIES	4,330,049	-	4,330,049
DEFERRED INFLOWS OF RESOURCES			
Retirement adjustments	-	-	-
NET POSITION			
Net investment in capital assets	7,212,042	-	7,212,042
Unrestricted	4,452,323	354,158	4,806,481
TOTAL NET POSITION	11,664,365	354,158	12,018,523
TOTAL LIABILITIES, DEFERRED INFLOW OF RESOURCES AND NET POSITION	\$ 15,994,414	\$ 354,158	\$ 16,348,572

CITY OF DAWSONVILLE, GEORGIA
SCHEDULES OF FUNCTIONAL ALLOCATIONS
WATER, SEWER AND GARBAGE FUND
SCHEDULE OF REVENUES, EXPENSES AND CHANGE IN NET POSITION
For the Year Ended June 30, 2023

	Water / Sewer	Garbage	Total
OPERATING REVENUES			
Charges for services	\$ 2,699,238	\$ 318,020	\$ 3,017,258
Miscellaneous	208,382	-	208,382
Total operating revenues	<u>2,907,620</u>	<u>318,020</u>	<u>3,225,640</u>
OPERATING EXPENSES			
Personnel services and benefits	607,390	-	607,390
Purchased and contractual services	916,902	238,215	1,155,117
Supplies	194,112	-	194,112
Depreciation and amortization	667,523	-	667,523
Total operating expenses	<u>2,385,927</u>	<u>238,215</u>	<u>2,624,142</u>
OPERATING INCOME (LOSS)	<u>521,693</u>	<u>79,805</u>	<u>601,498</u>
NON-OPERATING INCOME (LOSS)			
Tap fees	238,750	-	238,750
Interest and fiscal charges	(80,055)	-	(80,055)
Interest earned	97,830	-	97,830
TOTAL NON-OPERATING INCOME (LOSS)	<u>256,525</u>	<u>-</u>	<u>256,525</u>
CHANGE IN NET POSITION	778,218	79,805	858,023
NET POSITION - beginning of year	<u>10,886,147</u>	<u>274,353</u>	<u>11,160,500</u>
NET POSITION - end of year	<u>\$ 11,664,365</u>	<u>\$ 354,158</u>	<u>\$ 12,018,523</u>

CITY OF DAWSONVILLE, GEORGIA
SPECIAL LOCAL OPTION SALES TAX
SCHEDULE OF PROJECTS CONSTRUCTED WITH SPECIAL SALES TAX PROCEEDS
From Inception Through June 30, 2023

Project	Original Budget	Current Project Budget	Prior Year Project to Date	Current Year	Total	Percent Complete
SPLOST # VI						
Road, Streets, Bridges and Sidewalks	\$ 1,250,000	\$ 1,328,391	\$ 1,324,142	\$ -	\$ 1,324,142	99.68%
Water and Sewer Projects	2,750,000	350,000	316,313	-	316,313	90.38%
Park and Recreation Facilities	2,250,000	2,450,000	2,436,522	-	2,436,522	99.45%
Farmers Market Facility	1,000,000	1,138,186	1,089,436	9,000	1,098,436	96.51%
Public Works Facility and Equipment	400,000	342,000	292,101	94,221	386,322	112.96%
City Hall Acquisition	2,000,000	2,039,200	2,039,198	-	2,039,198	100.00%
	<u>\$ 9,650,000</u>	<u>\$ 7,647,777</u>	<u>\$ 7,497,712</u>	<u>\$ 103,221</u>	<u>\$ 7,600,933</u>	<u>99.39%</u>
SPLOST # VII						
Road, Streets, Bridges and Sidewalks	\$ 2,000,000	\$ 2,000,000	\$ 4,980	\$ -	\$ 4,980	0.25%
Land Acquisition	485,000	485,000	107,300	485,000	592,300	122.12%
Water - Sewer Projects	2,120,000	2,120,000	-	-	-	0.00%
Public Works Facility and Equipment	121,000	121,000	-	-	-	0.00%
Parks and Recreation	605,000	605,000	-	6,917	6,917	1.14%
Downtown Revitalization	304,000	304,000	-	304,000	304,000	100.00%
City Hall Facilities	545,000	545,000	165	9,525	9,690	1.78%
	<u>\$ 6,180,000</u>	<u>\$ 6,180,000</u>	<u>\$ 112,445</u>	<u>\$ 805,442</u>	<u>\$ 917,887</u>	<u>14.85%</u>
Total All SPLOST Projects	<u>\$ 15,830,000</u>	<u>\$ 13,827,777</u>	<u>\$ 7,610,157</u>	<u>\$ 908,663</u>	<u>\$ 8,518,820</u>	<u>61.61%</u>
Reconciliation to Capital Projects Fund:						
				Total Expenditures - Capital Projects Fund	<u>\$ 908,663</u>	
				SPLOST VI and VII Expenditures - current year	<u>\$ 908,663</u>	

STATISTICAL SECTION



This page is intentionally blank.

CITY OF DAWSONVILLE, GEORGIA
INTRODUCTION TO THE STATISTICAL SECTION

(Unaudited)

This part of the City of Dawsonville’s annual comprehensive financial report presents detailed information as a context for understanding what the information in the financial statements, note disclosures, and required supplementary information says about the City’s overall financial health.

Contents	Pages
Financial Trends.....	59-66
<i>These tables/schedules contain trend information designed to assist the reader in understanding how the City has performed from a financial perspective over time.</i>	
Revenue Capacity.....	67-70
<i>These tables/schedules contain information that may assist the reader in assessing the viability of the City’s most significant revenue sources.</i>	
Debt Capacity.....	71-75
<i>These tables/schedules present information designed to assist the reader in analyzing the affordability of the City’s current levels of outstanding debt, and the City’s ability to issue additional debt in the future.</i>	
Demographic and Economic Information.....	76-77
<i>These tables/schedules offer demographic, economic and statistical information intended to assist the reader in understanding the environment in which the City’s financial activities take place.</i>	
Operating Information.....	78-80
<i>These tables/schedules contain service and infrastructure data to assist the reader in understanding how the information in the City’s financial report relates to the services the government provides and the activities it performs.</i>	

Source: Unless otherwise noted, the information in these tables is derived from the annual comprehensive financial report for the relevant year.

CITY OF DAWSONVILLE, GEORGIA
NET POSITION BY COMPONENT
 Last Ten Fiscal Years
 (Accrual Basis of Accounting)

	Fiscal Year Ending 6/30			
	2023	2022	2021	2020
GOVERNMENTAL ACTIVITIES				
Net Investment in capital assets	11,457,957	10,619,590	9,681,962	8,636,438
Restricted	2,299,990	1,949,494	1,109,667	297,835
Unrestricted	2,974,942	3,027,039	2,815,993	2,757,053
Total governmental activities net position	<u>\$ 16,732,889</u>	<u>\$ 15,596,123</u>	<u>\$ 13,607,622</u>	<u>\$ 11,691,326</u>
BUSINESS-TYPE ACTIVITIES				
Net Investment in capital assets	7,169,271	7,065,636	7,246,078	7,039,379
Restricted	-	-	-	-
Unrestricted	4,818,827	4,094,864	3,787,994	3,186,105
Total business-type activities net position	<u>\$ 11,988,098</u>	<u>\$ 11,160,500</u>	<u>\$ 11,034,072</u>	<u>\$ 10,225,484</u>
PRIMARY GOVERNMENT				
Net Investment in capital assets	18,627,228	17,685,226	16,928,040	15,675,817
Restricted	2,299,990	1,949,494	1,109,667	297,835
Unrestricted	7,793,769	7,121,903	6,603,987	5,943,158
Total primary government net position	<u>\$ 28,720,987</u>	<u>\$ 26,756,623</u>	<u>\$ 24,641,694</u>	<u>\$ 21,916,810</u>

CITY OF DAWSONVILLE, GEORGIA
NET POSITION BY COMPONENT
 Last Ten Fiscal Years
 (Accrual Basis of Accounting)

Fiscal Year Ending 6/30					
2019	2018	2017	2016	2015	2014
5,993,804	4,126,980	3,447,930	2,886,908	2,641,366	2,623,723
1,226,974	2,035,011	1,548,463	1,101,659	233,170	201,407
3,353,414	2,972,388	2,780,141	2,465,001	2,153,006	1,899,759
<u>\$ 10,574,192</u>	<u>\$ 9,134,379</u>	<u>\$ 7,776,534</u>	<u>\$ 6,453,568</u>	<u>\$ 5,027,542</u>	<u>\$ 4,724,889</u>
6,859,983	6,452,179	6,060,288	5,743,112	5,721,934	5,732,374
-	-	-	-	-	-
2,613,434	2,647,049	2,724,721	2,245,230	1,924,607	1,788,771
<u>\$ 9,473,417</u>	<u>\$ 9,099,228</u>	<u>\$ 8,785,009</u>	<u>\$ 7,988,342</u>	<u>\$ 7,646,541</u>	<u>\$ 7,521,145</u>
12,853,787	10,579,159	9,508,218	8,630,020	8,363,300	8,356,097
1,226,974	2,035,011	1,548,463	1,101,659	233,170	201,407
5,966,848	5,619,437	5,504,862	4,710,231	4,077,613	3,688,530
<u>\$ 20,047,609</u>	<u>\$ 18,233,607</u>	<u>\$ 16,561,543</u>	<u>\$ 14,441,910</u>	<u>\$ 12,674,083</u>	<u>\$ 12,246,034</u>

CITY OF DAWSONVILLE, GEORGIA
CHANGES IN NET POSITION
 Last Ten Fiscal Years
 (Accrual Basis of Accounting)

	Fiscal Year Ending 6/30			
	2023	2022	2021	2020
EXPENSES				
GOVERNMENTAL ACTIVITIES:				
General Government	\$ 2,214,051	\$ 1,320,221	\$ 1,262,990	\$ 1,226,733
Public Safety	100	100	134	1,008
Public Works	661,036	692,702	575,777	645,805
Culture and Recreation	178,833	156,235	120,347	79,781
Planning and Zoning	452,196	406,577	339,293	342,311
Housing and Development	205,879	24,592	100,914	36,318
Interest	-	-	5,710	26,216
Total Governmental Activities	<u>3,712,095</u>	<u>2,600,427</u>	<u>2,405,165</u>	<u>2,358,172</u>
BUSINESS-TYPE ACTIVITIES:				
Water and Sewage	2,704,196	2,390,240	2,026,665	1,968,737
Total Business-type Activities	<u>2,704,196</u>	<u>2,390,240</u>	<u>2,026,665</u>	<u>1,968,737</u>
Total Expenses	<u>\$ 6,416,291</u>	<u>\$ 4,990,667</u>	<u>\$ 4,431,830</u>	<u>\$ 4,326,909</u>
PROGRAM REVENUES				
GOVERNMENTAL ACTIVITIES:				
Charges for services:				
General Government	\$ 168,488	\$ 112,526	\$ 120,977	\$ 138,406
Public Safety	-	-	-	-
Highways and Streets	-	-	-	-
Culture and Recreation	-	-	-	-
Planning and Zoning	149,755	168,260	194,721	166,653
Development	-	-	-	-
Operating grants and contributions	2,425	31,050	25,050	-
Capital grants and contributions	2,223,245	1,972,464	1,854,462	1,436,973
Total Governmental Activities	<u>2,543,913</u>	<u>2,284,300</u>	<u>2,195,210</u>	<u>1,742,032</u>
BUSINESS-TYPE ACTIVITIES:				
Charges for Services:				
Water and Sewage	3,225,639	2,410,014	2,262,170	1,824,606
Capital grants and contributions	238,750	104,250	569,500	793,940
Total Business-type Activities	<u>3,464,389</u>	<u>2,514,264</u>	<u>2,831,670</u>	<u>2,618,546</u>
Total Program Revenues	<u>\$ 6,008,302</u>	<u>\$ 4,798,564</u>	<u>\$ 5,026,880</u>	<u>\$ 4,360,578</u>
Net (Expense) / Revenue				
Governmental activities	\$ (1,168,182)	\$ (316,127)	\$ (209,955)	\$ (616,140)
Business-type activities	760,193	124,024	805,005	649,809
Total Net Expense	<u>\$ (407,989)</u>	<u>\$ (192,103)</u>	<u>\$ 595,050</u>	<u>\$ 33,669</u>

CITY OF DAWSONVILLE, GEORGIA
CHANGES IN NET POSITION
 Last Ten Fiscal Years
 (Accrual Basis of Accounting)

Fiscal Year Ending 6/30					
2019	2018	2017	2016	2015	2014
\$ 1,332,954	\$ 1,156,139	\$ 1,013,076	\$ 740,287	\$ 688,376	\$ 682,148
1,111	167	4,412	235	-	-
373,071	335,394	313,367	341,970	341,626	221,424
83,021	1,288	3,138	4,454	863	1,933
325,837	248,627	198,962	81,709	100,322	97,632
50,489	32,858	44,029	60,466	19,637	11,577
47,812	42,923	39,209	43,330	47,996	29,952
<u>2,214,295</u>	<u>1,817,396</u>	<u>1,616,193</u>	<u>1,272,451</u>	<u>1,198,820</u>	<u>1,044,666</u>
1,819,554	1,681,624	1,569,535	1,427,252	1,351,765	1,465,860
<u>1,819,554</u>	<u>1,681,624</u>	<u>1,569,535</u>	<u>1,427,252</u>	<u>1,351,765</u>	<u>1,465,860</u>
<u>\$ 4,033,849</u>	<u>\$ 3,499,020</u>	<u>\$ 3,185,728</u>	<u>\$ 2,699,703</u>	<u>\$ 2,550,585</u>	<u>\$ 2,510,526</u>
\$ 110,910	\$ 143,006	\$ 121,425	\$ 121,425	\$ 120,923	\$ 106,907
380	100	240	240	50	-
-	-	-	-	-	-
-	-	-	-	-	-
202,114	171,918	172,484	172,484	101,255	79,488
3,767	-	-	-	-	-
280	3,600	10,650	10,650	14,300	17,420
<u>1,414,048</u>	<u>1,355,464</u>	<u>1,262,546</u>	<u>1,262,546</u>	<u>1,048,782</u>	<u>-</u>
<u>1,731,499</u>	<u>1,674,088</u>	<u>1,567,345</u>	<u>1,567,345</u>	<u>1,285,310</u>	<u>203,815</u>
1,688,289	1,596,836	1,531,603	1,315,557	1,285,971	1,204,829
342,278	197,422	704,711	425,540	125,000	104,300
<u>2,030,567</u>	<u>1,794,258</u>	<u>2,236,314</u>	<u>1,741,097</u>	<u>1,410,971</u>	<u>1,309,129</u>
<u>\$ 3,762,066</u>	<u>\$ 3,468,346</u>	<u>\$ 3,803,659</u>	<u>\$ 3,308,442</u>	<u>\$ 2,696,281</u>	<u>\$ 1,512,944</u>
\$ (482,796)	\$ (143,308)	\$ (48,848)	\$ 294,894	\$ 86,490	\$ (840,851)
211,013	112,634	666,779	313,845	59,206	(156,731)
<u>\$ (271,783)</u>	<u>\$ (30,674)</u>	<u>\$ 617,931</u>	<u>\$ 608,739</u>	<u>\$ 145,696</u>	<u>\$ (997,582)</u>

CITY OF DAWSONVILLE, GEORGIA
CHANGES IN NET POSITION
 Last Ten Fiscal Years
 (Accrual Basis of Accounting)

	Fiscal Year Ending 6/30			
	2023	2022	2021	2020
GENERAL REVENUES				
GOVERNMENTAL ACTIVITIES:				
Property Taxes	\$ -	\$ -	\$ -	\$ -
Sales Tax	1,843,021	1,501,379	1,355,636	1,083,319
Other excise taxes	114,385	115,135	117,870	117,295
Franchise taxes	243,560	238,004	225,729	212,912
Unrestricted investment earnings	103,982	6,301	3,094	45,633
Other	-	443,809	423,922	359,558
Transfers in/out	-	-	-	(85,444)
Total general revenues, transfers, and special item	<u>2,304,948</u>	<u>2,304,628</u>	<u>2,126,251</u>	<u>1,733,273</u>
BUSINESS-TYPE ACTIVITIES:				
Unrestricted investment earnings	97,830	2,404	3,583	16,814
Gain (loss) on sale of capital assets	-	-	-	-
Transfers in/out	-	-	-	85,444
Special Item	-	-	-	-
Total Business-type Activities	<u>97,830</u>	<u>2,404</u>	<u>3,583</u>	<u>102,258</u>
Total Primary Government	<u>\$ 2,402,778</u>	<u>\$ 2,307,032</u>	<u>\$ 2,129,834</u>	<u>\$ 1,835,531</u>
Change in Net Position				
Governmental Activities	\$ 1,136,766	\$ 1,988,501	\$ 1,916,296	\$ 1,117,072
Business-type Activities	858,023	126,428	808,588	752,067
Total Change in Net Position	<u>\$ 1,994,789</u>	<u>\$ 2,114,929</u>	<u>\$ 2,724,884</u>	<u>\$ 1,869,139</u>

CITY OF DAWSONVILLE, GEORGIA
CHANGES IN NET POSITION
 Last Ten Fiscal Years
 (Accrual Basis of Accounting)

Fiscal Year Ending 6/30					
2019	2018	2017	2016	2015	2014
\$ -	\$ -	\$ -	\$ -	\$ -	\$ -
1,072,132	993,116	885,518	899,360	788,952	783,018
101,668	93,976	107,339	87,132	91,757	90,626
215,166	198,382	190,223	182,404	210,988	143,418
77,265	35,127	13,713	7,000	3,182	2,243
387,942	364,954	300,745	261,876	233,488	233,496
(144,820)	(185,772)	(125,724)	(24,605)	-	-
<u>1,709,353</u>	<u>1,499,783</u>	<u>1,371,814</u>	<u>1,413,167</u>	<u>1,328,367</u>	<u>1,252,801</u>
18,356	9,243	4,164	3,351	2,899	3,973
-	6,570	-	-	-	-
144,820	185,772	125,724	24,605	-	-
-	-	-	-	-	-
<u>163,176</u>	<u>201,585</u>	<u>129,888</u>	<u>27,956</u>	<u>2,899</u>	<u>3,973</u>
<u>\$ 1,872,529</u>	<u>\$ 1,701,368</u>	<u>\$ 1,501,702</u>	<u>\$ 1,441,123</u>	<u>\$ 1,331,266</u>	<u>\$ 1,256,774</u>
\$ 1,226,557	\$ 1,016,987	\$ 889,018	\$ 1,269,859	\$ 845,571	\$ 346,863
374,189	412,598	340,901	140,590	213,912	(152,758)
<u>\$ 1,600,746</u>	<u>\$ 1,429,585</u>	<u>\$ 1,229,919</u>	<u>\$ 1,410,449</u>	<u>\$ 1,059,483</u>	<u>\$ 194,105</u>

CITY OF DAWSONVILLE, GEORGIA
FUND BALANCES OF GOVERNMENTAL FUNDS
 Last Ten Fiscal Years
 (Modified Accrual Basis of Accounting)

	Fiscal Year Ending 6/30			
	2023	2022	2021	2020
General Fund				
Nonspendable	\$ 80,698	\$ 32,553	\$ 31,475	\$ 26,320
Unassigned	3,078,153	3,140,164	2,917,748	2,852,052
Total General Fund:	\$ 3,158,851	\$ 3,172,717	\$ 2,949,223	\$ 2,878,372
All Other Governmental Funds				
Nonspendable	\$ 229,752	\$ 227,099	\$ 218,425	\$ 200,598
Restricted	2,070,339	1,722,395	891,243	97,238
Total all Other Governmental Funds:	\$ 2,300,091	\$ 1,949,494	\$ 1,109,668	\$ 297,836

CITY OF DAWSONVILLE, GEORGIA
FUND BALANCES OF GOVERNMENTAL FUNDS
 Last Ten Fiscal Years
 (Modified Accrual Basis of Accounting)

Fiscal Year Ending 6/30					
2019	2018	2017	2016	2015	2014
\$ 20,806	\$ 39,186	\$ 20,478	\$ 27,366	\$ 5,048	\$ 43,732
3,409,306	2,992,823	2,821,052	2,491,569	2,201,835	1,864,596
<u>\$ 3,430,112</u>	<u>\$ 3,032,009</u>	<u>\$ 2,841,530</u>	<u>\$ 2,518,935</u>	<u>\$ 2,206,883</u>	<u>\$ 1,908,328</u>
\$ 198,628	\$ 219,781	\$ 203,093	\$ 204,696	\$ 205,421	\$ 190,388
1,028,346	1,815,230	1,345,370	896,963	27,749	11,019
<u>\$ 1,226,974</u>	<u>\$ 2,035,011</u>	<u>\$ 1,548,463</u>	<u>\$ 1,101,659</u>	<u>\$ 233,170</u>	<u>\$ 201,407</u>

CITY OF DAWSONVILLE, GEORGIA
CHANGES IN FUND BALANCES OF GOVERNMENTAL FUNDS
 Last Ten Fiscal Years
 (Modified Accrual Basis of Accounting)

	Fiscal Year Ending 6/30			
	2023	2022	2021	2020
REVENUES				
Taxes	\$ 2,762,245	\$ 2,298,328	\$ 2,123,157	\$ 1,773,084
Charges for services	87,611	27,787	67,104	96,237
Intergovernmental	2,188,513	1,977,659	1,854,462	1,436,973
Licenses and permits	149,755	168,260	194,721	166,653
Fines, fees and forfeitures	6,950	4,065	4,430	-
Interest	2,425	7,105	3,095	45,633
Contributions	141,540	25,050	50	-
Miscellaneous	73,927	81,386	49,443	42,170
Total Revenues	<u>5,412,966</u>	<u>4,589,640</u>	<u>4,296,462</u>	<u>3,560,750</u>
EXPENDITURES				
General Government	1,860,299	1,224,908	1,100,322	1,016,800
Public Safety	100	100	134	1,008
Highways and Streets	695,468	584,614	555,748	561,318
Culture and Recreation	167,671	168,605	482,056	801,640
Planning and Zoning	452,196	396,920	329,635	359,341
Development	51,279	24,592	46,100	31,234
Debt Service				
Principal	9,000	9,000	692,342	436,205
Interest	-	-	-	24,980
Capital Outlay	1,840,324	1,117,578	207,442	1,723,658
Total Expenditures	<u>5,076,337</u>	<u>3,526,317</u>	<u>3,413,779</u>	<u>4,956,184</u>
Excess (Deficiency) of Revenues over Expenditures	<u>\$ 336,629</u>	<u>\$ 1,063,323</u>	<u>\$ 882,683</u>	<u>\$ (1,395,434)</u>

CITY OF DAWSONVILLE, GEORGIA
CHANGES IN FUND BALANCES OF GOVERNMENTAL FUNDS
 Last Ten Fiscal Years
 (Modified Accrual Basis of Accounting)

Fiscal Year Ending 6/30					
2019	2018	2017	2016	2015	2014
\$ 1,780,626	\$ 1,650,375	\$ 1,483,767	\$ 2,462,221	\$ 1,325,185	\$ 1,250,558
138,882	101,802	96,129	69,194	64,625	5,330
1,414,328	1,353,991	1,261,871	17,833	1,000	20,370
117,152	157,670	137,243	87,955	67,588	54,461
-	-	-	-	-	-
77,265	39,503	15,389	7,000	3,182	2,268
50	2,600	9,650	13,800	16,420	-
57,369	55,071	60,836	65,080	54,182	58,542
<u>3,585,672</u>	<u>3,361,012</u>	<u>3,064,885</u>	<u>2,723,083</u>	<u>1,532,182</u>	<u>1,391,529</u>
1,225,589	1,131,689	850,333	689,860	566,867	538,842
1,111	167	4,412	21,491	-	-
413,631	472,242	381,468	346,940	329,030	223,199
51,014	675	2,527	4,454	-	100
323,774	271,057	198,962	81,709	100,322	97,632
54,093	32,858	47,530	63,481	22,229	14,349
226,116	224,554	149,015	143,822	135,419	112,223
47,812	42,925	39,330	43,330	47,997	29,952
1,720,962	319,216	496,185	122,850	-	23,944
<u>4,064,102</u>	<u>2,495,383</u>	<u>2,169,762</u>	<u>1,517,937</u>	<u>1,201,864</u>	<u>1,040,241</u>
<u>\$ (478,430)</u>	<u>\$ 865,629</u>	<u>\$ 895,123</u>	<u>\$ 1,205,146</u>	<u>\$ 330,318</u>	<u>\$ 351,288</u>

CITY OF DAWSONVILLE, GEORGIA
CHANGES IN FUND BALANCES OF GOVERNMENTAL FUNDS
 Last Ten Fiscal Years
 (Modified Accrual Basis of Accounting)

	Fiscal Year Ending 6/30			
	2023	2022	2021	2020
OTHER FINANCING SOURCES (USES)				
Transfers In	\$ -	\$ -	\$ -	\$ -
Transfers Out	-	-	(85,444)	(144,820)
Total Other Financing Sources (Uses)	<u>-</u>	<u>-</u>	<u>(85,444)</u>	<u>(144,820)</u>
Net change in fund balances before special item	<u>336,629</u>	<u>1,063,323</u>	<u>882,683</u>	<u>(1,480,878)</u>
Special Item	-	-	-	-
Net change in fund balances	<u>\$ 336,629</u>	<u>\$ 1,063,323</u>	<u>\$ 882,683</u>	<u>\$ (1,480,878)</u>
Debt service as a percentage of noncapital expenditures	0.24%	0.40%	24.35%	18.57%

Note: The current year ration was calculated using the capital outlay reported on page 18.
 The capital outlay includes \$ 939,133 spent with SPLOST, \$ 201,214 spent with ARPA and \$ 204,626 spent
 in the general fund government functions for a total of \$1,344,973.
 The debt service is the \$ 9,000 principal payment only for a note payable.

CITY OF DAWSONVILLE, GEORGIA
CHANGES IN FUND BALANCES OF GOVERNMENTAL FUNDS
 Last Ten Fiscal Years
 (Modified Accrual Basis of Accounting)

Fiscal Year Ending 6/30					
2019	2018	2017	2016	2015	2014
\$ -	\$ -	\$ -	\$ -	\$ -	\$ -
(185,772)	(185,772)	(125,724)	(213,025)	-	-
<u>(185,772)</u>	<u>(185,772)</u>	<u>(125,724)</u>	<u>(213,025)</u>	<u>-</u>	<u>-</u>
<u>(623,250)</u>	<u>679,857</u>	<u>769,399</u>	<u>11,802,541</u>	<u>330,318</u>	<u>351,288</u>
-	-	-	-	-	-
<u>\$ (623,250)</u>	<u>\$ 679,857</u>	<u>\$ 769,399</u>	<u>\$ 11,802,541</u>	<u>\$ 330,318</u>	<u>\$ 351,288</u>
12.61%	14.76%	17.35%	15.49%	15.86%	14.31%

CITY OF DAWSONVILLE, GEORGIA
GENERAL FUND HISTORY
 Last Five Fiscal Years

	Fiscal Year Ending 6/30				
	2023	2022	2021	2020	2019
Revenues					
Taxes	\$ 2,753,952	\$ 2,289,310	\$ 2,117,280	\$ 1,768,142	\$ 1,776,908
Charges for services	53,351	13,812	44,379	78,577	117,522
Intergovernmental	36,989	42,207	157,920	85,359	74,215
Licenses and permits	149,755	168,260	194,721	166,653	117,153
Fines, fees and forfeitures	6,950	4,065	4,430	-	-
Interest	103,982	6,182	2,138	42,099	68,024
Contributions	-	-	-	-	-
Rental income	73,927	81,386	49,443	42,170	57,369
Total Revenues	<u>3,178,906</u>	<u>2,605,222</u>	<u>2,570,311</u>	<u>2,183,000</u>	<u>2,211,191</u>
Expenditures					
General Government	1,860,299	1,224,908	1,100,322	1,016,800	1,225,529
Public Safety	100	100	134	1,008	1,111
Public Works	661,036	579,193	550,313	543,950	370,416
Culture and Recreation	167,671	168,605	482,056	801,640	51,014
Planning and Zoning	452,195	396,920	329,635	359,341	323,774
Housing and Development	12,000	12,000	12,000	12,000	12,000
Total Expenditures	<u>3,153,301</u>	<u>2,381,726</u>	<u>2,474,460</u>	<u>2,734,739</u>	<u>1,983,844</u>
Excess (Deficiency) of					
Revenues over Expenditures	25,605	223,496	95,851	(551,739)	227,347
Other Financing Sources (Uses)					
Transfers in (out)	<u>(39,471)</u>	<u>-</u>	<u>(25,000)</u>	<u>-</u>	<u>(42,500)</u>
Net Change in Fund Balances	(13,866)	223,496	70,851	(551,739)	184,847
Fund Balance- beginning of year	3,172,719	2,949,223	2,878,372	3,430,112	3,032,009
Prior Period Adjustment	<u>-</u>	<u>-</u>	<u>-</u>	<u>(1)</u>	<u>213,256</u>
Fund Balance- end of year	<u>\$ 3,158,853</u>	<u>\$ 3,172,719</u>	<u>\$ 2,949,223</u>	<u>\$ 2,878,372</u>	<u>\$ 3,430,112</u>

Note: This schedule is provided to comply with debt requirements in prior years. The City continues to present for analytical comparisons.

CITY OF DAWSONVILLE, GEORGIA
WATER & SEWER FUND HISTORY
 Last Five Fiscal Years

	Fiscal Year Ending 6/30				
	2023	2022	2021	2020	2019
Operating Revenues					
Charges for services	\$ 2,699,238	\$ 1,939,794	\$ 1,712,144	\$ 1,534,555	\$ 1,477,260
Miscellaneous	208,382	201,347	319,621	96,473	54,161
Total Operating Revenues	<u>2,907,620</u>	<u>2,141,141</u>	<u>2,031,765</u>	<u>1,631,028</u>	<u>1,531,421</u>
Operating Expenses					
Personal Services & Benefits	637,815	554,769	415,642	483,906	411,578
Purchased/Contracted Services	737,209	723,373	567,511	423,895	458,525
Bad Debts	-	-	-	-	-
Supplies	194,112	159,166	115,016	96,962	113,053
Depreciation & Amortization	667,523	659,003	624,856	611,072	573,071
Total Expenditures	<u>2,236,659</u>	<u>2,096,311</u>	<u>1,723,025</u>	<u>1,615,835</u>	<u>1,556,227</u>
Operating Income (Loss)	670,961	44,830	308,740	15,193	(24,806)
Non-Operating Income (Loss)					
Forgiveness of Debt	-	-	-	22,440	173,528
Bond Issuance Costs	-	-	-	(120,000)	-
Interest & Fiscal Charges	(80,055)	(81,198)	(83,603)	(46,959)	(124,028)
Interest Earned	97,830	2,404	3,583	16,814	18,356
Total Non-Operating Income (Loss)	17,775	(78,794)	(80,020)	(127,705)	67,856
Net Income Before Transfers	688,736	(33,964)	228,720	(112,512)	43,050
Tap Fees & Other					
Tap Fees & Other	238,750	104,250	569,500	771,500	168,750
Transfers In (Out)	<u>-</u>	<u>-</u>	<u>-</u>	<u>85,444</u>	<u>144,820</u>
Change in Net Position	927,486	70,286	798,220	744,432	356,620
Net Position- beginning of year	<u>10,886,147</u>	<u>10,815,861</u>	<u>10,017,641</u>	<u>9,273,209</u>	<u>8,916,589</u>
Net Position - end of year	<u>\$ 11,813,633</u>	<u>\$ 10,886,147</u>	<u>\$ 10,815,861</u>	<u>\$ 10,017,641</u>	<u>\$ 9,273,209</u>

Note: This schedule is provided to comply with debt requirements in prior years. Financial results related to the Garbage Function are excluded in this presentation. As such, amounts will differ from the total reported in the City's basic financial statements. Details of the functional allocations can be found in supplementary schedules to the City's annual financial statements. The required budget schedule for the Water & Sewer Fund is also included in supplementary information. The City continues to present for analytical comparisons.

CITY OF DAWSONVILLE, GEORGIA
ASSESSED VALUE AND ESTIMATED ACTUAL VALUE OF TAXABLE PROPERTY
 Last Ten Years

Tax Year	Real Property				Personal Property (1)	
	Residential Property	Agricultural & Conservation Property	Commercial & Industrial Property	Public Utilities	Motor Vehicles	Mobile Homes
2023	\$ 224,031,705	\$ 14,104,955	\$ 31,649,185	\$ 3,048,470	\$ 321,930	\$ -
2022	161,754,383	10,171,868	28,174,895	2,841,578	275,210	-
2021	130,330,032	10,128,012	28,163,110	2,621,525	205,940	-
2020	110,319,686	10,681,135	28,482,260	2,591,569	93,380	-
2019	95,555,293	10,427,246	26,250,833	2,520,502	34,090	-
2018	83,471,379	9,977,936	26,183,110	2,409,781	49,200	-
2017	65,131,888	9,170,797	25,732,544	2,390,900	54,600	-
2016	55,455,965	8,786,418	24,932,499	2,009,547	66,180	-
2015	49,962,771	9,202,748	22,049,743	1,999,574	2,938	1,340
2014	44,143,055	8,833,142	24,609,041	1,811,627	169,780	1,340

Source: Georgia Department of Revenue

- (1) The City does not presently levy ad valorem tax, therefore inventory and equipment valuations are not reported.
- (2) Digest is not adjusted for bond exemptions since no taxes were levied for bond debt service and therefore the exemptions were not calculated by the Dawson County Tax Commissioner.
- (3) Total assessed value, after deducting exemptions for purposes of levying tax for the maintenance and operation of the City, if the City had levied such tax.

CITY OF DAWSONVILLE, GEORGIA
ASSESSED VALUE AND ESTIMATED ACTUAL VALUE OF TAXABLE PROPERTY
 Last Ten Years

Gross Tax Digest / Bond Digest (2)	Exemption Adjustments	Total Taxable Assessed Value (3)	Total Direct Tax Rate	Estimated Actual Taxable Value	Assessed Value as a Percentage of Estimated Actual Value
\$ 273,156,245	\$ (4,828,860)	\$ 268,327,385	0.00	\$ 670,818,463	40%
203,217,934	(3,657,619)	199,560,315	0.00	498,900,788	40%
171,448,619	(4,303,559)	167,145,060	0.00	417,862,650	40%
152,168,030	(5,137,553)	147,030,477	0.00	367,576,193	40%
134,787,964	(4,865,034)	129,922,930	0.00	324,807,325	40%
122,091,406	(4,676,131)	117,415,275	0.00	293,538,188	40%
102,480,729	(4,077,959)	98,402,770	0.00	246,006,925	40%
91,250,609	(4,631,222)	86,619,387	0.00	216,548,468	40%
83,219,114	(3,563,366)	79,655,748	0.00	199,139,370	40%
79,567,985	(3,739,663)	75,828,322	0.00	189,570,805	40%

CITY OF DAWSONVILLE, GEORGIA
PROPERTY TAX RATES - MILLS
DIRECT AND OVERLAPPING GOVERNMENTS
 Last Ten Years

Tax Year	Direct Rate	Overlapping Rates				Total Direct and Overlapping Rates
	City of Dawsonville	Dawson County Board of Education		State of Georgia	Dawson County	
	Operating Millage	Operating Millage	Debt Service	Operating Millage	Operating Millage	
2023	0.000	14.200	0.000	0.000	7.222	21.422
2022	0.000	15.000	0.000	0.000	7.625	22.625
2021	0.000	15.778	0.000	0.000	7.885	23.663
2020	0.000	15.778	0.000	0.000	8.138	23.916
2019	0.000	15.778	0.000	0.000	8.089	23.867
2018	0.000	15.778	0.000	0.000	8.138	23.916
2017	0.000	15.778	0.000	0.000	8.138	23.916
2016	0.000	15.778	0.000	0.050	8.138	23.966
2015	0.000	16.496	0.000	0.050	8.138	24.684
2014	0.000	17.246	0.000	0.100	8.138	25.484

Source: Georgia Department of Revenue

Note: Mills - rate per \$1,000 of taxable assessed value
 2023 tax rates not yet available for publication

CITY OF DAWSONVILLE, GEORGIA
PRINCIPAL PROPERTY TAXPAYERS
 Current Year and Nine Years Ago

Taxpayer	2023			2014		
	Taxable Assessed Value	Rank	Percentage of Total Taxable Assessed Value (1)	Taxable Assessed Value	Rank	Percentage of Total Taxable Assessed Value (1)
Atlanta Motorsports Park, LLC	\$ 3,393,902	1	1.24%	\$ 1,613,027	3	2.03%
Dawsonville Fee Owner, LLC	2,482,760	2	0.91%	2,307,249	2	2.90%
Farmington Woods, LP	2,149,631	3	0.79%	2,498,340	1	3.14%
Georgia Power Company	1,818,883	4	0.67%	-	-	0.00%
Lorcar, Inc.	1,474,600	5	0.54%	-	-	0.00%
Gryphon North Georgia Properties LLC	1,580,000	6	0.58%	-	-	0.00%
Motorsports Realty LLC	1,207,040	7	0.44%	-	-	0.00%
Gold Meadow Land LLC	1,018,800	8	0.37%	-	-	0.00%
Phillips Tracy W	882,564	9	0.32%	-	-	0.00%
Gravitt Investments LLLP	881,440	10	0.32%	-	-	0.00%
Starmount Properties Inc.	-	-	0.00%	764,164	10	0.96%
Gold Creek Processing, LLC	-	-	0.00%	1,584,077	5	1.99%
Windstream Standard, Inc.	-	-	0.00%	933,319	6	1.17%
Rainhill Investments, LLC	-	-	0.00%	664,000	9	0.84%
SCC Villas, LLC	-	-	0.00%	1,243,816	4	1.56%
EHK Investments, LLC	-	-	0.00%	872,279	7	1.10%
Meadow Trace	-	-	0.00%	674,004	8	0.85%
Totals	\$ 16,889,620		6.18%	\$ 13,154,275		16.54%

Source: Dawson County Tax Commissioner

Note: The City of Dawsonville does not levy property tax. Rank is based on the amount of County maintenance & operations taxes billed since the assessed value can vary by entity.

(1) Percentages are based on the City's gross tax digest of \$ 273,156,245 for calendar year 2023, and \$ 79,511,706 for calendar year 2014

CITY OF DAWSONVILLE, GEORGIA
LOCAL OPTION SALES TAX DISTRIBUTION COMMODITY REPORT
 Last Five Fiscal Years

Commodity (1)	2023			2022		
	Total Distributed	Rank	% of Total	Total Distributed	Rank	% of Total
General Merchandise	\$ 3,415,638	1	25.77%	\$ 3,316,932	1	26.70%
Food/Bars	2,756,714	2	20.79%	2,479,310	2	19.96%
Other Retail	2,025,406	3	15.28%	1,832,473	3	14.75%
Miscellaneous Service	1,152,084	4	8.69%	1,057,399	4	8.51%
Other Services	930,771	5	7.02%	905,206	5	7.29%
Wholesale	678,983	7	5.12%	670,515	7	5.40%
Home Furnishing	841,353	6	6.35%	821,353	6	6.61%
Utility	395,309	9	2.98%	358,393	9	2.89%
Manufacturing	484,144	8	3.65%	455,460	8	3.67%
Auto	309,457	10	2.33%	280,370	10	2.26%
Construction	128,802	-	0.97%	111,827	-	0.90%
Accommodations	138,202	-	1.04%	132,929	-	1.07%
Totals	\$ 13,256,863		100.00%	\$ 12,422,167		100.00%

Source: Georgia Department of Revenue, Local Government Services

(1) Data is not available for City of Dawsonville; Dawson County totals are reported on this schedule.

CITY OF DAWSONVILLE, GEORGIA
LOCAL OPTION SALES TAX DISTRIBUTION COMMODITY REPORT
 Last Five Fiscal Years

2021				2020				2019			
Total Distributed	Rank	% of Total		Total Distributed	Rank	% of Total		Total Distributed	Rank	% of Total	
\$ 3,353,655	1	30.23%		\$ 2,629,924	1	29.37%		\$ 2,888,305	1	32.60%	
2,252,398	2	20.30%		1,973,740	2	22.04%		1,776,131	2	20.05%	
1,466,571	3	13.22%		1,164,694	3	13.01%		1,107,888	3	12.50%	
968,717	4	8.73%		802,732	4	8.96%		781,325	4	8.82%	
738,438	5	6.66%		477,353	7	5.33%		428,626	7	4.84%	
465,217	6	4.19%		467,165	5	5.22%		482,410	5	5.44%	
693,244	7	6.25%		465,446	6	5.20%		449,248	6	5.07%	
333,009	8	3.00%		316,042	9	3.53%		307,624	8	3.47%	
363,074	9	3.27%		281,248	8	3.14%		305,890	9	3.45%	
252,153	10	2.27%		209,682	10	2.34%		174,954	10	1.97%	
99,856	-	0.90%		85,384	-	0.95%		72,702	-	0.82%	
106,873	-	0.96%		82,032	-	0.92%		84,739	-	0.96%	
<u>\$ 11,093,205</u>		<u>100.00%</u>		<u>\$ 8,955,442</u>		<u>100.00%</u>		<u>\$ 8,859,842</u>		<u>100.00%</u>	

CITY OF DAWSONVILLE, GEORGIA
RATIOS OF OUTSTANDING DEBT BY TYPE
 Last Ten Fiscal Years

Fiscal Year Ended	Governmental Activities		Business-Type Activities			Percentage of Personal Income (1)	Per Capita (1)
	Intergovern- mental Contractual Agreement (2)	Notes Payable (3)	Revenue Bonds Payable	Municipal Loans	Total Primary Government		
2023	\$ -	\$ 39,750	\$ 2,750,000	\$ 1,145,025	\$ 3,934,775	2.16%	957
2022	-	48,750	3,000,000	1,238,567	4,287,317	2.36%	1,047
2021	-	57,750	3,245,000	1,330,965	4,633,715	2.77%	1,236
2020	685,916	67,500	3,485,000	1,422,238	5,660,654	3.52%	1,522
2019	1,045,135	76,500	3,615,000	1,536,262	6,272,897	4.72%	2,018
2018	1,347,751	-	3,835,000	1,493,832	6,676,583	5.30%	2,237
2017	1,572,307	-	4,045,000	917,800	6,535,107	5.43%	2,214
2016	1,721,322	-	4,250,000	359,426	6,330,748	6.03%	2,403
2015	1,865,144	-	4,450,000	-	6,315,144	6.18%	2,410
2014	1,442,828	-	4,675,000	-	6,117,828	6.56%	2,412

Note: Details regarding the City's outstanding debt can be found in the notes to the financial statements.

- (1) See the Schedule of Demographic and Economic Statistics on page 76 for personal income and population data.
- (2) The City maintains liability through an intergovernmental contractual agreement for bonds issued by the Downtown Development Authority, a blended component unit of the City. See notes to the financial statements for further detail.
- (3) Promissory Note for acquisition of land on Allen Street.

CITY OF DAWSONVILLE, GEORGIA
DIRECT AND OVERLAPPING GOVERNMENTAL ACTIVITIES DEBT
GENERAL OBLIGATION AND REVENUE BONDS
June 30, 2023

<u>Governmental Unit</u>	<u>Debt Outstanding</u>	<u>Percentage Applicable to City of Dawsonville (1)</u>	<u>Amount Applicable to City of Dawsonville</u>
Overlapping Debt:			
Dawson County School System	10,000,000	14.37%	1,437,000
City of Dawsonville	<u>4,287,000</u>	14.37%	<u>616,042</u>
Total Overlapping Debt	<u>14,287,000</u>		<u>2,053,042</u>
City of Dawsonville Direct Debt:			
Notes Payable	<u>\$ 39,750</u>	100.00%	<u>\$ 39,750</u>
Total Direct	<u>39,750</u>		<u>39,750</u>
Total	<u>\$ 14,326,750</u>		<u>\$ 2,092,792</u>

Source: Direct debt outstanding provided by the City as of June 30, 2023, as represented in current financial statements. Overlapping debt outstanding data as per reported in the Dawson County ACFR for December 31, 2022.

Note: Overlapping governments are those that coincide, at least in part, with the geographic boundaries of the City. This schedule estimates the portion of the outstanding debt of those overlapping governments that is borne by the residents and businesses of the City. This process recognizes that, when considering the government's ability to issue and repay long-term debt, the entire debt burden borne by the residents and businesses should be taken into account. However, this does not imply that every taxpayer is a resident.

(1) The percentage of overlapping debt applicable is estimated using taxable assessed property values. Applicable percentages were estimated by determining the portion of the county's taxable assessed value that is within the government's boundaries and dividing it by the county total taxable assessed value.

CITY OF DAWSONVILLE, GEORGIA
LEGAL DEBT MARGIN - GENERAL OBLIGATION DEBT
 Last Ten Fiscal Years

	<u>2023</u>	<u>2022</u>	<u>2021</u>	<u>2020</u>
Assessed value of property, gross tax digest	\$ 273,156,245	\$ 203,217,934	\$ 171,448,619	\$ 152,168,030
Debt Limit (10% of total assessed value)	27,315,625	20,321,793	17,144,862	15,216,803
Amount of Debt applicable to limit:				
General obligation bonds and contracts payable	-	-	-	685,916
Notes Payable	39,750	48,750	57,750	67,500
Less: Resources restricted to paying principal	-	-	-	-
Total net debt applicable to limit	<u>39,750</u>	<u>48,750</u>	<u>57,750</u>	<u>753,416</u>
Legal debt margin	<u>\$ 27,275,875</u>	<u>\$ 20,273,043</u>	<u>\$ 17,087,112</u>	<u>\$ 14,463,387</u>
Total net debt applicable to the limit as a percentage of debt limit	0.15%	0.24%	0.34%	4.95%

CITY OF DAWSONVILLE, GEORGIA
LEGAL DEBT MARGIN - GENERAL OBLIGATION DEBT
 Last Ten Fiscal Years

2019	2018	2017	2016	2015	2014
\$ 134,787,964	\$ 122,091,406	\$ 102,480,729	\$ 91,250,609	\$ 83,219,114	\$ 79,567,985
13,478,796	12,209,141	10,248,073	9,125,061	8,321,911	7,956,799
1,045,135 76,500	1,347,751	1,572,307	1,721,322	1,334,130	1,442,828
-	-	-	-	-	-
1,121,635	1,347,751	1,572,307	1,721,322	1,334,130	1,442,828
\$ 12,357,161	\$ 10,861,390	\$ 8,675,766	\$ 7,403,739	\$ 6,987,781	\$ 6,513,971
8.32%	11.04%	15.34%	18.86%	16.03%	18.13%

CITY OF DAWSONVILLE, GEORGIA
PLEDGED-REVENUE COVERAGE
WATER, SEWER & GARBAGE FUND
 Last Ten Fiscal Years

Public Utilities Revenue Bonds & Pledged Municipal Loans

Fiscal Year	Operating Revenue (1)	Less Operating Expenses (2)	Net Available Revenue	Debt Service		Coverage
				Principal	Interest (3)	
2023	\$ 3,323,470	\$ 1,956,619	\$ 1,366,851	\$ 343,542	\$ 80,055	3.23
2022	2,412,418	1,650,039	762,379	337,398	81,198	1.82
2021	2,265,754	1,318,306	947,448	331,272	84,605	2.28
2020	1,841,420	1,190,706	650,714	364,025	46,959	1.58
2019	1,706,645	1,122,455	584,190	268,964	124,028	1.49
2018	1,606,079	1,104,482	501,597	248,305	115,369	1.38
2017	1,535,767	1,029,238	506,529	260,405	112,318	1.36
2016	1,318,908	874,680	444,228	200,000	139,363	1.31
2015	1,288,870	812,753	476,117	225,000	97,159	1.48
2014	1,208,802	734,280	474,522	170,715	296,608	1.02

(1) Total operating revenues including interest income, but excluding tap connection fees and other.

(2) Total operating expenses excluding depreciation and interest charges.

(3) Beginning 2016, amount shown is interest and other fiscal charges, including fees associated with debt.

CITY OF DAWSONVILLE, GEORGIA
TAX SUPPORTED DEBT RATIOS
 June 30, 2023

	Direct Tax Supported Debt (1)	Overlapping Tax Supported Debt (1)	Overall Tax Supported Debt (6)
Per Capita Debt (2)	\$ 10	\$ 566	\$ 576
Percentage of Gross Tax Digest (3)	0.01%	0.87%	0.88%
Percentage of Direct Fair Market Value (4)	0.01%	0.42%	0.43%
Per Capita Debt as Percentage of Per Capita Income (5)	0.02%	1.28%	1.29%

Note: This schedule is provided to comply with debt covenant requirements from prior years. The City continues to present for analytical comparisons.

- (1) Direct and overlapping debt is shown in total on page 72.
- (2) Based on 2023 City of Dawsonville population of 4,113, see page 76.
- (3) Based on 2023 Gross Tax Digest of \$ 273,156,245, see page 67.
- (4) Based on 2023 estimated actual value of \$ 268,327,385, see page 67.
- (5) Based on 2023 estimated per capita income figure for Dawson County of \$ 44,342, see page 76.
- (6) Based on amount of overlapping debt applicable to City of Dawsonville taxable property.

CITY OF DAWSONVILLE, GEORGIA
DEMOGRAPHIC AND ECONOMIC STATISTICS
 Last Ten Fiscal Years

Fiscal Year Ended	Population Dawson County (1)	Population City of Dawsonville (2)	Estimated City of Dawsonville Personal Income (4)	Dawson Co. Per Capita Personal Income (3)	Dawson County Average Annual Unemployment Rate (5)
2023	30,138	4,113	\$ 182,379,569	\$ 44,342	2.7%
2022	30,138	4,095	180,476,967	44,073	2.7%
2021	26,798	3,850	167,550,853	43,520	3.0%
2020	26,108	3,720	160,908,600	43,255	6.1%
2019	26,108	3,109	132,792,967	42,712	3.2%
2018	25,083	2,984	125,855,547	42,177	3.7%
2017	24,378	2,952	120,458,484	40,806	4.3%
2016	23,604	2,634	104,901,684	39,826	4.9%
2015	23,312	2,620	102,109,260	38,973	5.4%
2014	22,957	2,536	93,266,472	36,777	6.5%

Data Sources:

- (1) U.S. Department of Labor Bureau / County Regional Planning Commission
- (2) Information shown is estimate provided by City Manager
- (3) Georgia Department of Labor
- (4) Personal Income figures specifically for the City are not consistently available. Calculated estimate by multiplying county per capita rate by City population.
- (5) U.S. Bureau of Labor Statistics

CITY OF DAWSONVILLE, GEORGIA
PRINCIPAL EMPLOYERS
 Current Year and Nine Years Ago

Taxpayer	2023			2014		
	Employees	Rank	Percentage of City Employment	Employees	Rank	Percentage of City Employment
Dawson County Board of Education (1)	528	1	28.37%	256	2	16.32%
Dawson County Board of Commissioners	353	2	18.97%	248	3	15.81%
Gold Creek Foods	292	3	15.69%	590	1	37.60%
Atlanta Motor Sports Park LLC	70	4	3.76%	30	5	0.00%
Food Lion Store # 2132	43	5	2.31%	40	4	2.55%
T.W. Phillips Grading, Inc.	27	6	1.45%	-	-	0.00%
Dairy Queen of Dawsonville	25	7	1.34%	18	7	1.15%
RNL Global, Inc DBA The Grocery Garage	14	9	0.75%	-	-	0.00%
North Georgia Assisted Living	18	8	0.97%	-	-	0.00%
Fajita Grill # 2(Midelvía Macias DBA)	15	10	0.81%	14	8	0.89%
Koch Electric Inc	15	10	0.81%	-	-	0.00%
True North Transportation, LLC	15	10	0.81%	-	-	0.00%
United Community Bank	-	-	0.00%	13	9	0.83%
Bojangles # 845	-	-	0.00%	25	6	1.59%
Amicalola Propane, Inc.	-	-	0.00%	12	10	0.76%
All Others	446	-	23.97%	323	-	20.59%
Totals	<u>1,861</u>		<u>100.00%</u>	<u>1,569</u>		<u>98.09%</u>

Source: Employment data based on business license applications and phone surveys.

(1) Represented in the employment figures presented are employees of the BOE offices, Dawson County High School, Dawson County Junior High, Robinson Elementary and Hightower Academy.

CITY OF DAWSONVILLE, GEORGIA
CITY GOVERNMENT EMPLOYEES BY FUNCTION
 Last Ten Fiscal Years

Function	2023		2022		2021		2020	
	Full Time	Part Time	Full Time	Part Time	Full Time	Part Time	Full Time	Part Time
General government:								
Mayor and council	-	5	-	5	-	5	-	5
Finance and administration	6	-	6	-	6	-	6	-
Planning and zoning	4	-	4	-	4	-	2	1
Highways and streets	6	-	5	-	5	-	5	1
Water and sewer	6	-	6	-	6	-	6	-
Totals	<u>22</u>	<u>5</u>	<u>21</u>	<u>5</u>	<u>21</u>	<u>5</u>	<u>19</u>	<u>7</u>

Source: City employment records.

CITY OF DAWSONVILLE, GEORGIA
CITY GOVERNMENT EMPLOYEES BY FUNCTION
 Last Ten Fiscal Years

2019		2018		2017		2016		2015		2014	
Full Time	Part Time	Full Time	Part Time	Full Time	Part Time	Full Time	Part Time	Full Time	Part Time	Full Time	Part Time
-	5	-	5	-	5	-	5	-	5	-	5
6	-	5	1	3	1	2	1	1	1	1	1
2	1	2	1	2	-	1	-	1	-	1	-
4	1	3	-	3	-	3	-	3	-	3	-
6	-	6	-	5	-	5	-	3	-	3	-
<u>18</u>	<u>7</u>	<u>16</u>	<u>7</u>	<u>13</u>	<u>6</u>	<u>11</u>	<u>6</u>	<u>8</u>	<u>6</u>	<u>8</u>	<u>6</u>

CITY OF DAWSONVILLE, GEORGIA
OPERATING INDICATORS BY FUNCTION
 Last Ten Fiscal Years

Function	2023	2022	2021	2020	2019	2018	2017	2016	2015	2014
General Government:										
Number of accounts payable checks issued	1,460	1,481	1,696	1,637	1,729	1,579	1,426	1,404	730	730
Number of payroll checks issued	691	636	600	554	651	504	418	326	286	286
Highways and streets										
Miles of streets maintained	17.36	12.04	12.04	12.04	12.04	12.04	11.60	11.60	10.87	10.87
Miles of sidewalks maintained	19.34	19.34	8.30	8.30	8.30	8.30	7.80	6.68	5.93	5.93
Planning & Zoning										
Permits issued	125	164	214	188	162	280	206	141	100	97
Licenses issued	587	544	325	539	208	280	219	204	181	190
Water System										
Number of service connections	1,687	1,771	1,728	1,483	1,414	1,316	1,248	1,208	1,250	1,250
Daily average consumption in gallons	264,859	247,798	234,848	228,962	236,422	220,037	204,309	242,947	190,688	190,688
Sewer System										
Number of service connections	1,536	1,613	1,418	1,335	1,234	1,144	1,077	970	1,075	1,075
Daily average treatment in gallons	217,434	228,334	194,334	207,940	212,696	197,183	183,826	164,764	176,698	176,698
Garbage Collection										
Customers	1,352	1,308	1,229	1,083	970	876	816	654	572	556

Source: Various City departments.

CITY OF DAWSONVILLE, GEORGIA
CAPITAL ASSET STATISTICS BY FUNCTION
 Last Ten Fiscal Years

Function	2023	2022	2021	2020	2019	2018	2017	2016	2015	2014
General Government:										
Municipal facilities	1	1	1	1	1	1	1	1	1	1
Rental houses	2	2	2	2	2	2	2	2	2	2
Undeveloped land acreage	17.74	17.74	17.74	17.74	17.74	17.74	17.74	17.74	17.74	3.53
Culture and Recreation										
Parks	2	2	2	2	2	2	2	2	2	1
Park acreage	15	15	15	15	15	15	15	15	15	1
Highways and Streets										
Maintenance facilities	2	1	1	1	1	1	1	1	1	1
Miles of streets maintained	12.04	12.04	12.04	12.04	12.04	11.60	11.60	10.87	10.87	10.87
Miles of sidewalks maintained	19.34	19.34	8.30	8.30	8.30	7.80	6.68	6.43	5.93	5.70
Water System										
Miles of mains	25.80	25.8	25.5	25.5	25.5	25.5	25.5	25.5	25.5	25.5
Number of fire hydrants	282	282	280	280	280	280	280	275	275	268
Number of developed wells	6	6	6	6	5	5	5	5	5	5
Maximum daily capacity in gallons	750,000	750,000	600,000	600,000	500,000	500,000	500,000	835,200	835,200	835,200
Sewer System										
Miles of sewer	15.0	15.0	15.0	15.0	15.0	15.0	15.0	15.0	15.0	15.0
Waste water treatment plants	1	1	1	1	1	1	1	1	1	1
Maximum daily capacity of treatment plant in gallons	400,000	400,000	400,000	400,000	400,000	400,000	400,000	400,000	400,000	400,000

Source: Various City departments.

OTHER REPORTING SECTION



This page is intentionally blank.

COMPLIANCE SECTION



This page is intentionally blank.

This page is intentionally blank.

INDEPENDENT AUDITOR'S REPORT ON INTERNAL CONTROL OVER FINANCIAL REPORTING AND ON
COMPLIANCE AND OTHER MATTERS BASED ON AN AUDIT OF FINANCIAL STATEMENTS PERFORMED IN
ACCORDANCE WITH *GOVERNMENT AUDITING STANDARDS*

To the Mayor and City Council
City of Dawsonville, Georgia

We have audited, in accordance with the auditing standards generally accepted in the United States of America and the standards applicable to financial audits contained in *Government Auditing Standards* issued by the Comptroller General of the United States, the financial statements of the governmental activities, the business-type activities, each major fund, the aggregate discretely presented component units, and the aggregate remaining fund information of City of Dawsonville, Georgia, as of and for the year ended June 30, 2023, and the related notes to the financial statements, which collectively comprise City of Dawsonville, Georgia's basic financial statements, and have issued our report thereon dated November 6, 2023.

Report on Internal Control over Financial Reporting

In planning and performing our audit of the financial statements, we considered City of Georgia, Georgia's internal control over financial reporting (internal control) as a basis for designing audit procedures that are appropriate in the circumstances for the purpose of expressing our opinions on the financial statements, but not for the purpose of expressing an opinion on the effectiveness of City of Dawsonville, Georgia's internal control. Accordingly, we do not express an opinion on the effectiveness of City of Dawsonville, Georgia's internal control.

A *deficiency in internal control* exists when the design or operation of a control does not allow management or employees, in the normal course of performing their assigned functions, to prevent, or detect and correct, misstatements, on a timely basis. A *material weakness* is a deficiency, or a combination of deficiencies, in internal control, such that there is a reasonable possibility that a material misstatement of the entity's financial statements will not be prevented, or detected and corrected, on a timely basis. A *significant deficiency* is a deficiency, or a combination of deficiencies, in internal control that is less severe than a material weakness, yet important enough to merit attention by those charged with governance.

Our consideration of internal control was for the limited purpose described in the first paragraph of this section and was not designed to identify all deficiencies in internal control that might be material weaknesses or, significant deficiencies. Given these limitations, during our audit we did not identify any deficiencies in internal control that we consider to be material weaknesses. However, material weaknesses or significant deficiencies may exist that were not identified.

Report on Compliance and Other Matters

As part of obtaining reasonable assurance about whether City of Dawsonville, Georgia's financial statements are free from material misstatement, we performed tests of its compliance with certain provisions of laws, regulations, contracts, and grant agreements, noncompliance with which could have a direct and material effect on the financial statements. However, providing an opinion on compliance with those provisions was not an objective of our audit, and accordingly, we do not express such an opinion. The results of our tests disclosed no instances of noncompliance or other matters that are required to be reported under *Government Auditing Standards*.

Purpose of This Report

The purpose of this report is solely to describe the scope of our testing of internal control and compliance and the results of that testing, and not to provide an opinion on the effectiveness of the entity's internal control or on compliance. This report is an integral part of an audit performed in accordance with *Government Auditing Standards* in considering the entity's internal control and compliance. Accordingly, this communication is not suitable for any other purpose.

A handwritten signature in blue ink that reads "Alexander Almand & Bangs LLP". The signature is written in a cursive, flowing style.

Alexander, Almand & Bangs, LLP
Gainesville, Georgia
November 6, 2023