

CATOOSA COUNTY, GEORGIA

**FINANCIAL STATEMENTS AND
SUPPLEMENTARY INFORMATION**

Year Ended September 30, 2023

JOHNSON, HICKEY & MURCHISON, P.C.
Certified Public Accountants
Chattanooga, Tennessee

TABLE OF CONTENTS

	<u>Page</u>
FINANCIAL SECTION	
INDEPENDENT AUDITORS' REPORT	iii-v
MANAGEMENT'S DISCUSSION AND ANALYSIS	vi-xv
BASIC FINANCIAL STATEMENTS	
GOVERNMENT WIDE FINANCIAL STATEMENTS	
Statement of Net Position	1
Statement of Activities	2
FUND FINANCIAL STATEMENTS	
Governmental Funds	
Balance Sheet	3
Reconciliation of the Balance Sheet of Governmental Funds to the Statement of Net Position	4
Statement of Revenues, Expenditures and Changes in Fund Balances	5
Reconciliation of the Statement of Revenues, Expenditures and Changes in Fund Balances of Governmental Funds to the Statement of Activities	6
Proprietary Funds	
Statement of Net Position	7
Statement of Revenues, Expenses and Changes in Net Position	8
Statement of Cash Flows	9-10
Custodial Funds	
Statement of Fiduciary Assets and Liabilities	11
Statement of Changes in Fiduciary Net Position	12
Component Unit	
Statement of Net Position	13
Statement of Activities	14
NOTES TO BASIC FINANCIAL STATEMENTS	15-46
REQUIRED SUPPLEMENTARY INFORMATION	
General Fund – Schedule of Revenues, Expenditures and Changes in Fund Balances – Budget and Actual	49-53
Public Facilities Authority – Schedule of Revenues, Expenditures and Changes in Fund Balances – Budget and Actual	54
American Rescue Plan – Schedule of Revenues, Expenditures and Changes in Fund Balances – Budget and Actual	55
Schedule of Proportionate Share of the Net Pension Liability – Health Department	56

TABLE OF CONTENTS

Page

REQUIRED SUPPLEMENTARY INFORMATION (continued)

Schedule of Contributions – Health Department	57
Notes to Required Supplementary Information – Health Department	58
Schedule of Proportionate Share of the Net OPEB Liability – State OPEB Fund – Health Department	59
Schedule of Contributions – State OPEB Fund – Health Department	60
Schedule of Proportionate Share of the Net OPEB Liability – SEAD OPEB Fund – Health Department	61
Schedule of Contributions – SEAD OPEB Fund – Health Department	62
Notes to Required Supplementary Information – OPEB Plans – Health Department	63

OTHER SUPPLEMENTARY INFORMATION

Combining Financial Statements – Nonmajor Governmental Funds

Combining Balance Sheet	66
Combining Statement of Revenues, Expenditures, and Changes in Fund Balances	67
Special Revenue Funds – Combining Balance Sheet	68-69
Special Revenue Funds – Combining Statement of Revenues, Expenditures, and Changes in Fund Balances	70-71
Capital Projects Funds – Combining Balance Sheet	72
Capital Projects Funds – Combining Statement of Revenues, Expenditures, and Changes in Fund Balances	73

Custodial Funds

Combining Statement of Fiduciary Assets and Liabilities	75
Combining Statement of Changes in Assets and Liabilities	76

Financial Schedules

Schedule of Changes in Property Taxes Receivable	78
--	----

INTERNAL CONTROL AND COMPLIANCE SECTION

Schedule of Expenditures of Federal Awards	80-81
Notes to the Schedule of Expenditures of Federal Awards	82
Independent Auditors' Report on Internal Control Over Financial Reporting and on Compliance and Other Matters Based on an Audit of Financial Statements Performed in Accordance with <i>Government Auditing Standards</i>	83-84
Independent Auditors' Report on Compliance for Each Major Program and on Internal Control Over Compliance Required by the Uniform Guidance	85-87
Schedule of Findings and Questioned Costs	88-89

SPECIAL LOCAL OPTION SALES TAX

Independent Auditors' Report on Special 1 Percent Sales and Use Tax	91
Schedule of Special Purpose Local Option Sales Tax Projects - 2009 Cycle	92
Schedule of Special Purpose Local Option Sales Tax Projects - 2014 Cycle	93
Schedule of Special Purpose Local Option Sales Tax Projects - 2019 Cycle	94

INDEPENDENT AUDITORS' REPORT

To the Board of Commissioners
Catoosa County, Georgia

Report on the Audit of the Financial Statements

Opinions

We have audited the accompanying financial statements of the governmental activities, the business-type activities, the aggregate discretely presented component unit, each major fund, and the aggregate remaining fund information of Catoosa County, Georgia, as of and for the year ended September 30, 2023, and the related notes to the financial statements, which collectively comprise the Catoosa County, Georgia's basic financial statements as listed in the table of contents.

In our opinion, based on our audit and the report of the other auditors, the financial statements referred to above present fairly, in all material respects, the respective financial position of the governmental activities, the business-type activities, the aggregate discretely presented component units, each major fund, and the aggregate remaining fund information of Catoosa County, Georgia, as of September 30, 2023, and the respective changes in financial position, and, where applicable, cash flows thereof for the year then ended in accordance with accounting principles generally accepted in the United States of America.

We did not audit the financial statements of the aggregate discretely presented component unit, which represent 100% of the assets, net position, and revenues of the component unit activities as of June 30, 2023, and the respective changes in financial position thereof for the year then ended. Those statements were audited by other auditors whose report has been furnished to us, and our opinions, insofar as it relates to the amounts included for the aggregate discretely presented component unit, are based solely on the report of the other auditors.

Basis for Opinions

We conducted our audit in accordance with auditing standards generally accepted in the United States of America and the standards applicable to financial audits contained in *Government Auditing Standards*, issued by the Comptroller General of the United States. Our responsibilities under those standards are further described in the Auditors' Responsibilities for the Audit of the Financial Statements section of our report. We are required to be independent of Catoosa County, Georgia and to meet our other ethical responsibilities, in accordance with the relevant ethical requirements relating to our audit. We believe that the audit evidence we have obtained is sufficient and appropriate to provide a basis for our audit opinions.

Responsibilities of Management for the Financial Statements

Management is responsible for the preparation and fair presentation of the financial statements in accordance with accounting principles generally accepted in the United States of America, and for the design, implementation,

and maintenance of internal control relevant to the preparation and fair presentation of financial statements that are free from material misstatement, whether due to fraud or error.

In preparing the financial statements, management is required to evaluate whether there are conditions or events, considered in the aggregate, that raise substantial doubt about Catoosa County, Georgia's ability to continue as a going concern for twelve months beyond the financial statement date, including any currently known information that may raise substantial doubt shortly thereafter.

Auditors' Responsibilities for the Audit of the Financial Statements

Our objectives are to obtain reasonable assurance about whether the financial statements as a whole are free from material misstatement, whether due to fraud or error, and to issue an auditors' report that includes our opinions. Reasonable assurance is a high level of assurance but is not absolute assurance and therefore is not a guarantee that an audit conducted in accordance with generally accepted auditing standards and *Government Auditing Standards* will always detect a material misstatement when it exists. The risk of not detecting a material misstatement resulting from fraud is higher than for one resulting from error, as fraud may involve collusion, forgery, intentional omissions, misrepresentations, or the override of internal control. Misstatements are considered material if there is a substantial likelihood that, individually or in the aggregate, they would influence the judgment made by a reasonable user based on the financial statements.

In performing an audit in accordance with generally accepted auditing standards and *Government Auditing Standards*, we:

- Exercise professional judgment and maintain professional skepticism throughout the audit.
- Identify and assess the risks of material misstatement of the financial statements, whether due to fraud or error, and design and perform audit procedures responsive to those risks. Such procedures include examining, on a test basis, evidence regarding the amounts and disclosures in the financial statements.
- Obtain an understanding of internal control relevant to the audit in order to design audit procedures that are appropriate in the circumstances, but not for the purpose of expressing an opinion on the effectiveness of Catoosa County, Georgia's internal control. Accordingly, no such opinion is expressed.
- Evaluate the appropriateness of accounting policies used and the reasonableness of significant accounting estimates made by management, as well as evaluate the overall presentation of the financial statements.
- Conclude whether, in our judgment, there are conditions or events, considered in the aggregate, that raise substantial doubt about Catoosa County, Georgia's ability to continue as a going concern for a reasonable period of time.

We are required to communicate with those charged with governance regarding, among other matters, the planned scope and timing of the audit, significant audit findings, and certain internal control-related matters that we identified during the audit.

Required Supplementary Information

Accounting principles generally accepted in the United States of America require that the management's discussion and analysis on pages vi-xv and required supplementary information on pages 47-63 be presented to supplement the basic financial statements. Such information is the responsibility of management and, although not a part of the basic financial statements, is required by the Governmental Accounting Standards Board who considers it to be an essential part of financial reporting for placing the basic financial statements in an appropriate operational, economic, or historical context. We and other auditors have applied certain limited procedures to the

required supplementary information in accordance with auditing standards generally accepted in the United States of America, which consisted of inquiries of management about the methods of preparing the information and comparing the information for consistency with management's responses to our inquiries, the basic financial statements, and other knowledge we obtained during our audit of the basic financial statements. We do not express an opinion or provide any assurance on the information because the limited procedures do not provide us with sufficient evidence to express an opinion or provide any assurance.

Supplementary Information

Our audit was conducted for the purpose of forming opinions on the financial statements that collectively comprise Catoosa County, Georgia's basic financial statements. The accompanying combining nonmajor fund financial statements, custodial funds financial statements, financial schedules, and schedule of expenditures of federal awards, as required by Title 2 U.S. *Code of Federal Regulations* Part 200, *Uniform Administrative Requirements, Cost Principles, and Audit Requirements for Federal Awards* are presented for purposes of additional analysis and are not a required part of the basic financial statements. The schedule, is also not a required part of the basic financial statements. Such information is the responsibility of management and was derived from and relates directly to the underlying accounting and other records used to prepare the basic financial statements. The information has been subjected to the auditing procedures applied in the audit of the basic financial statements and certain additional procedures, including comparing and reconciling such information directly to the underlying accounting and other records used to prepare the basic financial statements or to the basic financial statements themselves, and other additional procedures in accordance with auditing standards generally accepted in the United States of America by us and other auditors. In our opinion, based on our audit and the report of the other auditors, the combining and individual nonmajor fund financial statements are fairly stated, in all material respects, in relation to the basic financial statements as a whole.

Other Reporting Required by *Government Auditing Standards*

In accordance with *Government Auditing Standards*, we have also issued our report dated June 28, 2024, on our consideration of Catoosa County, Georgia's internal control over financial reporting and on our tests of its compliance with certain provisions of laws, regulations, contracts, and grant agreements and other matters. The purpose of that report is solely to describe the scope of our testing of internal control over financial reporting and compliance and the results of that testing, and not to provide an opinion on the effectiveness of the Catoosa County, Georgia's internal control over financial reporting or on compliance. That report is an integral part of an audit performed in accordance with *Government Auditing Standards* in considering Catoosa County, Georgia's internal control over financial reporting and compliance.

Johnson, Wickey & Meucham, P.C.

Chattanooga, Tennessee
June 28, 2024

Catoosa County, Georgia
Management's Discussion and Analysis
For the Year Ended September 30, 2023

Management's discussion and analysis provides an objective and easily readable analysis of the Government's financial activities. The analysis provides summary financial information for Catoosa County and should be read in conjunction with the Government's financial statements.

OVERVIEW OF THE FINANCIAL STATEMENTS

The Government's basic financial statements comprise three components: (1) *Government-wide financial statements*, (2) *Fund financial statements*, and (3) *Notes to the financial statements*. The *Government-wide financial statements* present an overall picture of the Government's financial position and results of operations. The *Fund financial statements* present financial information for the Government's major funds. The *Notes to the financial statements* provide additional information concerning the Government's finances that are not disclosed in the Government-wide or Fund financial statements. This report also contains other supplementary information in addition to the basic financial statements.

The *Government-wide financial statements* are the Statement of Net Position and the Statement of Activities. These statements use accounting methods like those used by private-sector companies. Emphasis is placed on the net position of governmental activities and business-type activities and the change in net position. Governmental Activities are primarily supported by property taxes, sales taxes, other taxes, federal and state grants, fines, and charges for services. Business-type activities are supported by charges to the users of those activities.

The Statement of Net Position presents information on all assets and liabilities of the Government, with the difference between assets and liabilities reported as net position. Net position is reported in four categories: (1) net investment in capital assets (2) assigned, (3) restricted and (4) unrestricted. Assets, liabilities, and net position are reported for all Governmental activities separate from the assets, liabilities, and net position of Business-type activities. In addition, assets, liabilities, and net position are reported for the Catoosa County Health Department which is considered a component unit of the Government.

The Statement of Activities presents information on all revenues and expenses of the Government and the change in net position. Expenses are reported by major function and program revenues relating to those functions are reported, providing the net cost of all functions provided by the Government. To assist in understanding the Government's operations, expenses have been reported as governmental activities or business-type activities. Governmental activities financed by the Government include public safety, judicial, public works, health and welfare, culture and recreation, and general government services. Business-type activities financed by user charges include storm water and solid waste collections. Again, expenses and revenues of the component unit are reported separately from the primary Government's financial information.

Fund financial statements present financial information for governmental funds, proprietary funds, and fiduciary funds. These statements provide financial information for the major funds of Catoosa County. Governmental fund financial statements provide information on the current assets and liabilities of the funds, changes in current financial resources (revenues and expenditures), and current available resources. The proprietary funds financial statements

provide information on all assets and liabilities of the funds, changes in the economic resources (revenues and expenses), and total economic resources. The statement of fiduciary net position provides information concerning assets held in trust by the Government on behalf of others.

Fund financial statements include a balance sheet and a statement of revenues, expenditures, and changes in fund balances for all governmental funds. A schedule of revenues, expenditures, and changes in fund balances – budget and actual, is provided as required supplementary information for the Government’s General Fund. For the proprietary funds, a statement of net position; a statement of revenues, expenses, and changes in fund net position; and a statement of cash flows are presented. A statement of fiduciary changes in assets and liabilities is presented for the Government’s agency funds. *Fund financial statements* provide more detailed information about the Government’s activities. Individual funds are established to track revenues that are restricted to certain uses, comply with legal requirements, or account for the use of state and federal grants.

The *Government-wide financial statements* and the *Fund financial statements* provide different pictures of the Government. The *Government-wide financial statements* provide an overall picture of the Government’s financial standing, split between Governmental Activities and Business-type Activities. These statements are comparable to private-sector companies and give a good understanding of the Government’s overall financial health and how the Government paid for the various activities, or functions, provided by the Government. All assets including land, buildings, equipment, and infrastructure (which include storm water systems, roads, bridges, traffic signals, etc.) are reported in the Statement of Net Position. All liabilities, including principal outstanding on bonds, capital leases, and future employee benefits obligated but not paid by the Government are reported in the Statement of Net Position. Transactions between the different functions of the Government, however, have been eliminated to avoid a duplication of the revenues and expenses. The *Fund financial statements* provide a picture of the major funds and a column for all non-major funds. In the case of governmental activities, outlays for long lived assets are reported as expenditures, and long-term liabilities, such as general obligation bonds, are not included in the fund financial statements. To provide a link from the *Fund financial statements* to the *Government-wide financial statements*, a reconciliation is provided from the *Fund financial statements* to the *Government-wide financial statements*.

The *Notes to the financial statements* provide additional detail concerning the financial activities and financial balances of the Government. Additional information about the accounting practices of the Government; investments of the Government, long-term debt, and the pension plan are some of the items included in the Notes. The notes to the financial statements can be found on pages 15 to 46 of this report.

Please note that throughout our comparative summaries that follow, we did not restate fiscal year 2022 for GASB 96 SBITAs. GASB 96 was implemented in fiscal year 2023.

FINANCIAL ANALYSIS OF THE COUNTY AS A WHOLE

Catoosa County's total assets exceeded total liabilities by \$456 million (net position). Total net position for governmental activities was \$461 million; total net position for business-type activities was a deficit in the amount of \$5 million. The following table provides a summary of the County's net position:

STATEMENT OF NET POSITION (\$ IN MILLIONS)

	Governmental		Business-Type		Total Primary	
	<u>2023</u>	<u>2022</u>	<u>2023</u>	<u>2022</u>	<u>2023</u>	<u>2022</u>
Assets:						
Current and Other Assets	\$ 87.2	\$ 73.6	\$ (0.5)	\$ (1.1)	\$ 86.7	\$ 72.5
Capital Assets	385.3	395.7	2.9	3.1	388.2	398.8
Total Assets	472.5	469.3	2.4	2.0	474.9	471.3
Total Deferred Outflows of Resources:						
	-	-	-	-	-	-
Liabilities:						
Current and Other Liabilities	2.2	2.3	-	-	2.2	2.3
Long-Term Liabilities	2.6	1.9	7.7	7.2	10.3	9.1
Total Liabilities	4.8	4.2	7.7	7.2	12.5	11.4
Total Deferred Inflows of Resources						
	6.6	7.3	-	-	6.6	7.3
Net Position:						
Invested in Capital Assets	384.0	394.7	3.0	3.1	387.0	397.8
Restricted	49.8	38.5	-	-	49.8	38.5
Unrestricted	27.4	24.5	(8.2)	(8.2)	19.2	16.3
Total Net Position	\$ 461.2	\$ 457.8	\$ (5.2)	\$ (5.2)	\$ 456.0	\$ 452.6

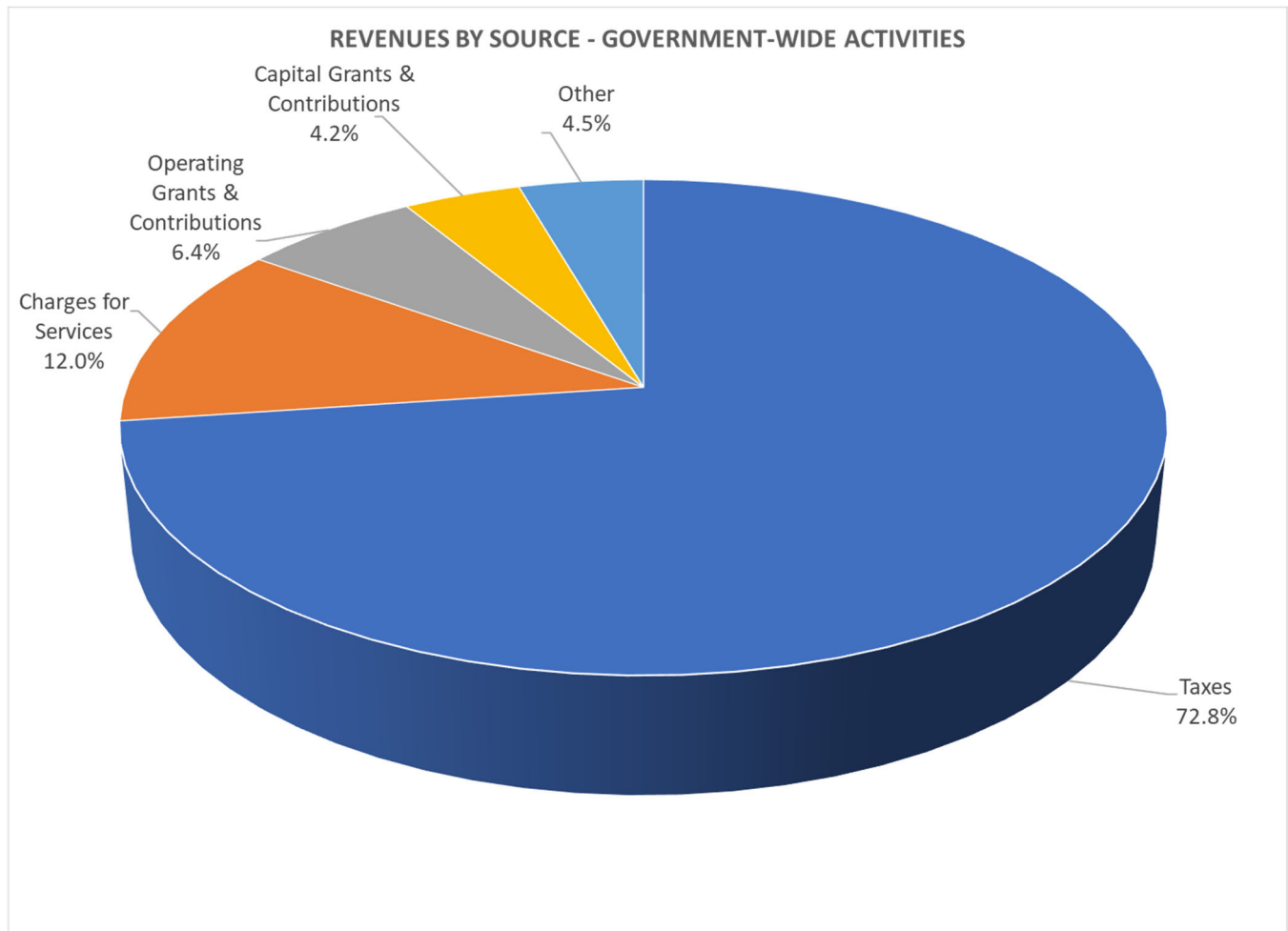
Total net position increased by \$3.4 million. This \$3.4 million increase was solely from governmental activities. The increase in the assets of \$3.6 million is due to an increase in current and other assets of \$14.2 million partially offset by a decrease in capital assets of \$10.6 million. The increase in current and other assets is the result of increases of \$12.2 million in cash, cash equivalents and CD's, \$2.3 million in receivables partially offset by a decrease in prepaid supplies of \$300 thousand. The decrease in capital assets is the result of depreciation of \$12.8 million and dispositions of \$2.2 million partially offset by increases for capital additions of \$4.4 million. Liabilities increased \$1.1 million with increases of \$1.2 million in long-term liabilities split between governmental and business-type activities partially offset by a decrease of \$100 thousand in accounts payable for governmental activities. Net capital assets in the amount of \$387 million comprised the bulk of the net assets of the County. This includes land, buildings, equipment, capital improvements, and infrastructure as well as assets currently under construction. Restricted net assets in the amount of \$49.8 million are comprised of the SPLOST Funds, Capital Projects Funds, Public Facilities Authority Fund, Economic Development Fund, Confiscated Assets Fund and DATE Fund. The positive balance in unrestricted net assets of \$19.2 million is composed of a positive balance of \$27.4 million in governmental activities, mainly the General Fund reserve balance, and a negative of \$8.2 million in the business-type activities due to the negative fund equity in the Solid Waste Management Authority which is mainly a result of accrued landfill post closure care costs.

A comparative summary of the County's changes in net position is presented below:

CATOOSA COUNTY, GEORGIA						
STATEMENT OF NET POSITION						
(\$ IN MILLIONS)						
	Governmental Activities		Business-Type Activities		Total Primary Government	
	2023	2022	2023	2022	2023	2022
Assets:						
Cash	\$ 66.5	\$ 57.5			\$ 66.5	\$ 57.5
CD	9.7	6.6			9.7	6.6
Invest	0.2	0.1			0.2	0.1
Due from other funds	0.5	1.1	(0.5)	(1.1)	-	-
Due from custodial funds	1.1	1.0			1.1	1.0
Due from other govts	2.2	2.3			2.2	2.3
Prop tax rcv	0.3	0.2			0.3	0.2
Other tax rcv	1.4	1.3			1.4	1.3
A/R	0.1	-			0.1	-
Inventory	0.2	0.1			0.2	0.1
Lease rcv	2.2	-			2.2	-
Prepaid exp	0.3	0.6			0.3	0.6
Prepaid supp	0.1	0.1			0.1	0.1
Deposits	0.1	0.1			0.1	0.1
Land for resale	2.3	2.6			2.3	2.6
Land & other assets	9.0	6.7	1.8	1.8	10.8	8.5
Other capital asset, net	376.3	389.0	1.1	1.3	377.4	390.3
Total Assets	472.5	469.3	2.4	2.0	474.9	471.3
Total Deferred Outflows of Resources:						
	-	-	-	-	-	-
Liabilities:						
A/P	2.2	2.3	-	-	2.2	2.3
Due to heirs	-	-	-	-	-	-
Long-Term due w/i year	1.5	1.0	-	-	1.5	1.0
Long-Term due more than yr	1.1	0.9	7.7	7.2	8.8	8.1
Total Liabilities	4.8	4.2	7.7	7.2	12.5	11.4
Total Deferred Inflows of Resources						
	6.6	7.3	-	-	6.6	7.3
Net Position:						
Invested in Capital Assets	384.0	394.7	3.0	3.1	387.0	397.8
Restricted	49.8	38.5	-	-	49.8	38.5
Unrestricted	27.4	24.5	(8.2)	(8.2)	19.2	16.3
Total Net Position	\$ 461.2	\$ 457.8	\$ (5.2)	\$ (5.2)	\$ 456.0	\$ 452.6

Catoosa County's total government-wide revenues for 2023 were \$73.2 million, a decrease of \$3.4 million from \$76.6 million in 2022. The decrease was the result of a lack of \$9.8 million in donated assets to the Development Authority as there were in 2022 and a decrease of \$2.4 million in Federal American Rescue Plan funds partially offset by \$5 million in additional taxes (including \$3.5M in Property Taxes and \$1M in SPLOST), \$2.3 million in interest income, \$1M in intergovernmental revenues, and \$500 thousand in rental income to the Public Facilities Authority.

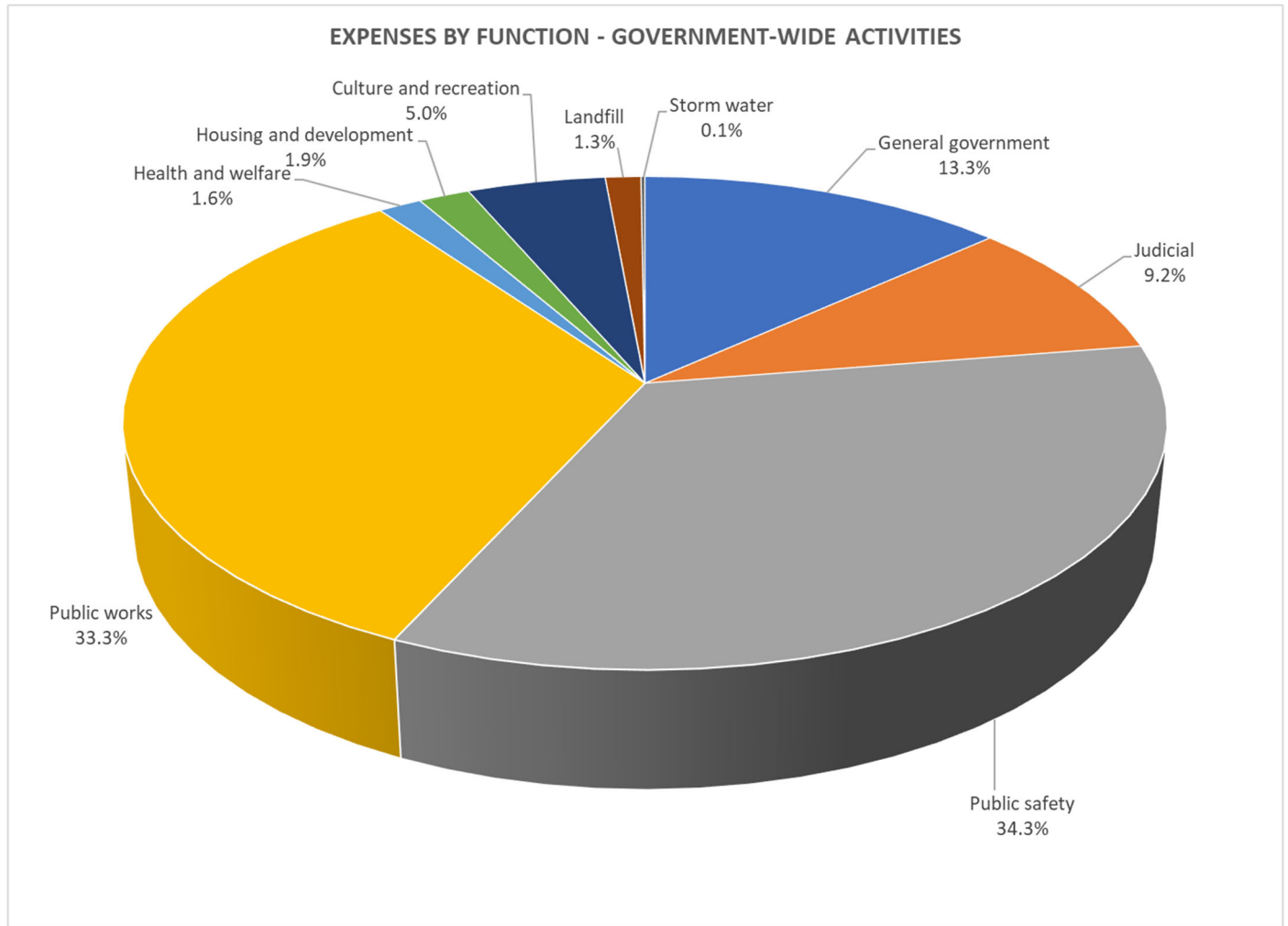
The chart below depicts the distribution of the government-wide revenues by source.



As indicated by the revenues chart, taxes were the largest source of revenue. The largest groups of taxes are property tax, sales tax, and insurance premium tax. The next largest source is charges for services. These charges include licenses and permits, fines and forfeitures related to judicial activity, fees charged through various County governmental departments, and others.

Catoosa County's total government-wide expenses for 2023 were \$70 million, an increase of \$9.2 million from \$60.8 million for 2022. The increase was a result of increases of \$3.7 million in public works, \$2.7 million in public safety, \$2.4 million in general government, \$1.5 million in judicial, \$500 thousand in culture and recreation, \$200 thousand in the landfill, and \$100 thousand in health and welfare. The increases were partially offset by a decrease of \$1.9 million in housing and development.

The chart below depicts the distribution of the government-wide expenses by function.



As indicated by the expense chart, the largest use of County resources was for public safety services which include the Sheriff's Office, the jail, fire and rescue services and others. The second largest use was for public works which includes road, bridge, and culvert repair and replacement among other services.

FINANCIAL ANALYSIS OF THE COUNTY'S FUNDS

As noted earlier, the County uses fund accounting to ensure and demonstrate compliance with finance-related legal requirements.

Major Governmental Funds

The focus of the County's governmental funds is to provide information on near-term inflows, outflows, and balances of spendable resources. Such information is useful in assessing the County's financing requirements. Unassigned fund balance may serve as a useful measure of a government's net resources available for spending at the end of the fiscal year.

Revenues in the governmental funds were \$72.9 million, a decrease of \$3.6 million from \$76.4 million in 2022. The decrease was the result of a decrease in the Development Authority of \$9.8 million. This was due to the donation of the Hutcheson in 2022 for \$9.8 million and no large donations of this kind in 2023. Also, there was a decrease in the American Rescue Plan Act Fund of \$2.4 million, due to the recognized portion of the funds being less than prior year. These decreases were partially offset by increases in several revenue sources. Property taxes increased \$3.5 million and SPLOST taxes increased \$1 million. Interest income increased \$2.3 million and intergovernmental revenue increased \$1 million. Rental income increased \$500 thousand due to the Public Facilities Authority owning the Hutcheson building for an entire year rather than a partial year in 2022.

Expenditures in the governmental funds were \$59 million, a decrease of \$1 million from \$60 million in 2022. The decrease was the result of a \$9.4 million decrease in capital outlay mostly in the Development Authority related to the lack of capital outlay for the Hutcheson building in 2023 as opposed to 2022. This decrease was partially offset by an increase of \$500 thousand in expenditures related to the Hutcheson building under the Public Facilities Authority. This decrease was further offset by increases in the SPLOST Fund of \$3.7 million, mostly in public works projects (\$2.3M) and intergovernmental expenditures (\$1.4M). Finally, the increase in the General Fund was due to increases in public safety \$2.3 million, judicial \$1.3 million, culture and recreation \$500 thousand, and general government \$100 thousand. The significant increase in public safety was mostly due to personnel increases. All full-time employees received their standard annual increases and (2) \$500 bonus payments for retention purposes in 2023. The Sheriff's Office also added several school resource officer positions to provide an SRO at each public school in Catoosa County.

There was no significant change in other financing sources and uses.

As the County completed the year, its governmental funds reported a combined fund balance of \$76 million an increase of \$13.8 million from \$62.3 million in 2022. The General Fund, which is the chief operating fund of the County, increased \$2.5 million, SPLOST Capital Projects Fund increased \$9.5 million and Other Governmental Funds increased \$1.7 million.

Major Proprietary Funds

The County's proprietary fund statements share the same focus as the government-wide financial statements, reporting both short-term and long-term information about financial status.

The County has two proprietary funds which fall under business-type activities. These are the Solid Waste Authority which operates the landfill operations and the Public Works Authority. Operating revenues in business type activities were \$200 thousand, remaining the same from 2022. Operating expenses in business-type activities were \$1 million, a slight increase from 2022. These two funds reported an operating loss of \$800 thousand. After adding capital contributions and transfers from other funds of \$700 thousand, there was a decrease in net position of \$100 thousand for the period ended 2023.

The County has one proprietary fund which falls under governmental activities. This is the Internal Service Fund for the Self-Insured Health Insurance Fund. The operating revenues, which were received from other County operations and employee payroll deductions, were \$6.5 million. The operating expenses, which include medical and pharmacy claims, were \$6.2 million. The fund ended the year with a net position of \$1.8 million.

GENERAL FUND BUDGETARY HIGHLIGHTS

General fund operations for 2023 resulted in a fund balance of \$26.3 million, an increase of \$2.5 million from \$23.8 million in 2022. The \$2.5 million increase is the result of increases in Local Option Sales Tax and investment earnings netted against increases in salaries and benefits across most of the County departments to retain staff and increases in transfers to the Capital Projects Fund to maintain the County's facilities and infrastructure.

Actual revenues and other financing sources exceeded budgeted revenues and other financing sources by \$2.3 million. The excess was due to the following: other revenue/reimbursements \$1.5 million, \$300 thousand other financing sources, investment earnings \$200 thousand, other revenue/miscellaneous \$200 thousand, and fines, fees, and forfeitures \$100 thousand. 65% of the favorable variances were from increases in reimbursements associated with Catoosa County acting as the fiscal agent for the District Attorney's office and the Office of the Public Defender.

Actual expenditures and other financing uses were less than budgeted expenditures by \$200 thousand. This variance was in the Public Works department. This savings was due to the department's struggle to fill vacancies in an extremely competitive labor market.

CAPITAL ASSETS ACTIVITY

Investment in capital assets, net of accumulated depreciation, of the primary government decreased \$10.5 million. The beginning balance was \$398.8 million plus current year additions of \$4.4 million less current year depreciation of \$14.8 million less current year dispositions of \$200 thousand resulted in an ending balance of \$388.2 million. The CIP ending balance includes \$3.7 million for the 911 Tower, \$252 thousand for the Jail camera system, \$63 thousand for the Poplar Springs HVAC, \$44 thousand for the Freedom Center parking lot addition, and \$25 thousand for the Countywide stormwater project. In the buildings category, the largest addition was \$741 thousand for the Fire Station 10 training center. In the Equipment and Vehicles category, the largest additions were \$379 thousand for a vacuum truck, \$130 thousand for audio/visual upgrades at the Colonnade, and \$393 thousand in vehicles for the Sheriff's department. SPLOST funded most capital additions. Additional information on the County's capital assets can be found in Note (5) on pages 28 to 32 of this report.

A summary of activity in capital assets, net of depreciation, of the primary government for the year ended September 30, 2023, is as follows:

	Beginning Balance	Additions	Depreciation	Dispositions/ Reclass	Ending Balance
Land	\$ 6,633,673				\$ 6,633,673
CIP	1,800,601	3,027,882		(741,068)	4,087,415
Land Improvements	8,251,624		(723,183)	(14,660)	7,513,781
Infrastructure	341,953,847		(10,537,176)		331,416,671
Buildings	33,410,308		(1,082,039)	741,068	33,069,337
Equipment, Vehicles, Furniture, & Fixtures	6,577,183	1,052,136	(2,326,767)	(198,957)	5,103,595
Right-To-Use Lease Assets	109,399	382,076	(142,112)	(2,809)	346,554
Total	\$ 398,736,636	\$ 4,462,094	\$(14,811,277)	\$ (216,426)	\$ 388,171,027

THE GOVERNMENT'S DEBT

The outstanding balance of the note payable of the Catoosa County Development Authority to Financial Corporation of North Georgia, LLC, is \$850,764, which is payable on or before May 18, 2025, with no interest. The post closure obligations are \$2,169,014 for Site #1 and \$5,499,134 for Site #2 which is the Georgia Environmental Protection Division estimate of the future liability for the next seventeen to twenty-three years, respectively. The compensated absences represent the cumulative and vesting for unpaid employee paid time off (PTO) leave. Additional information on the county's debt can be found in Note (6) on pages 32 to 36 of this report.

A summary of activity in long-term debt of the primary government for the year ended September 30, 2023, is as follows:

	Beginning Balance	Additions	Retirements	Ending Balance
Capital lease obligations	\$ 123,490	\$ 41,858	\$ (64,762)	\$ 100,586
SBITA obligations	\$ -	\$ 340,218	\$ (92,430)	\$ 247,788
Bonds payable	-			-
Notes payable	850,764			850,764
Landfill closure / postclosure obligation	7,166,493	501,654		7,668,147
Compensated absences	972,813	358,443		1,331,256
Total	\$ 9,113,560	\$ 1,242,173	\$ (157,192)	\$ 10,198,541

STATUS OF THE CATOOSA COUNTY ECONOMY

The County local option sales tax revenue (LOST) for the fiscal year 2023 showed moderate growth. LOST was up \$700 thousand (6.95%) compared to fiscal year 2022. In addition, the net digest for real, personal, motor vehicle, mobile home, timber, and equipment showed strong growth. The net digest was up a total of \$408 million (19.25%) for fiscal year 2023 over 2022.

REQUESTS FOR INFORMATION

This report is designed to present a general overview of Catoosa County’s finances, comply with finance-related laws and regulations, and demonstrate the County’s commitment to public accountability. For questions concerning this report or requests for additional information, please contact the Chief Financial Officer at rachel.clark@catoosa.com or at the following address and telephone number:

Catoosa County Government
Finance Department
800 Lafayette Street
Ringgold, Ga. 30736
706-965-2500

The Catoosa County Health Department, a component unit of Catoosa County, issues separately audited financial statements. Requests for additional information may be directed to:

Catoosa County Health Department
Finance Office
P.O. Box 609
Lafayette, Ga. 30728
706-638-5577

CATOOSA COUNTY, GEORGIA
STATEMENT OF NET POSITION
SEPTEMBER 30, 2023

	Primary Government			Component Unit
	Governmental Activities	Business-Type Activities	Total	
ASSETS				
Cash and cash equivalents				
Available	\$ 62,034,972	\$ -	\$ 62,034,972	\$ 3,072,031
Restricted for specific use	4,537,394	-	4,537,394	-
Certificates of deposit				
Restricted for specific use	9,656,911	-	9,656,911	-
Investments	171,733	-	171,733	-
Due from other funds	547,415	(547,415)	-	-
Due from custodial funds	1,138,082	-	1,138,082	-
Due from other governmental entities	2,230,643	-	2,230,643	148,773
Property taxes receivable	278,941	-	278,941	-
Other taxes receivable	1,369,257	-	1,369,257	-
Accounts receivable	64,102	-	64,102	1,088
Inventory	150,732	-	150,732	-
Lease receivable	2,214,782	-	2,214,782	-
Prepaid expenses	313,235	-	313,235	298
Prepaid supplies	132,626	-	132,626	43,973
Deposits	114,209	-	114,209	-
Land held for resale	2,331,906	-	2,331,906	-
Land and other nondepreciable assets	8,951,951	1,769,137	10,721,088	-
Other capital assets, net	376,273,649	1,176,290	377,449,939	5,352
	<u>\$ 472,512,540</u>	<u>\$ 2,398,012</u>	<u>\$ 474,910,552</u>	<u>\$ 3,271,515</u>
Total assets				
DEFERRED OUTFLOWS OF RESOURCES				
Related to pension benefits	\$ -	\$ -	\$ -	\$ 586,429
Related to other post-employment benefits	-	-	-	100,799
	<u>\$ -</u>	<u>\$ -</u>	<u>\$ -</u>	<u>\$ 687,228</u>
Total deferred outflows of resources				
LIABILITIES				
Accounts payable and accrued expenses	2,174,294	\$ 3,019	\$ 2,177,313	\$ -
Due to heirs, litigants and others	55,201	-	55,201	-
Accrued interest	6,128	-	6,128	-
Long-term liabilities				
Due within one year	1,477,000	-	1,477,000	8,866
Due in more than one year	1,053,394	7,668,147	8,721,541	1,410,556
	<u>\$ 4,766,017</u>	<u>\$ 7,671,166</u>	<u>\$ 12,437,183</u>	<u>\$ 1,419,422</u>
Total liabilities				
DEFERRED INFLOWS OF RESOURCES				
Deferred revenue	4,386,633	\$ -	\$ 4,386,633	\$ -
Related to pension benefits	-	-	-	33,720
Leasing arrangements	2,173,998	-	2,173,998	-
Related to other post-employment benefits	-	-	-	108,331
	<u>\$ 6,560,631</u>	<u>\$ -</u>	<u>\$ 6,560,631</u>	<u>\$ 142,051</u>
Total deferred inflows of resources				
NET POSITION				
Net investment in capital assets	\$ 384,026,462	\$ 2,945,427	\$ 386,971,889	\$ 5,352
Restricted for				
Public buildings	39,923	-	39,923	-
Capital projects	46,331,684	-	46,331,684	-
Public safety	592,745	-	592,745	-
Judicial	85,433	-	85,433	-
Housing and development	2,751,785	-	2,751,785	-
Unrestricted	27,357,860	(8,218,581)	19,139,279	2,391,918
	<u>\$ 461,185,892</u>	<u>\$ (5,273,154)</u>	<u>\$ 455,912,738</u>	<u>\$ 2,397,270</u>
Total net position				

(The accompanying notes are an integral part of these statements.)

CATOOSA COUNTY, GEORGIA
STATEMENT OF ACTIVITIES
YEAR ENDED SEPTEMBER 30, 2023

Functions/Programs	Program Revenues				Net (Expense) Revenue and Changes in Net Position			
	Expenses	Charges for Service	Operating Grants and Contributions	Capital Grants and Contributions	Primary Government			Component Unit
					Governmental Activities	Business-Type Activities	Total	
PRIMARY GOVERNMENT								
Governmental activities								
Judicial	\$ 6,432,334	\$ 2,068,207	\$ 1,899,215	\$ -	\$ (2,464,912)	\$ -	\$ (2,464,912)	\$ -
General government	9,316,007	1,045,388	96,876	831,389	(7,342,354)	-	(7,342,354)	-
Public safety	24,042,379	4,141,750	1,958,363	1,465,534	(16,476,732)	-	(16,476,732)	-
Public works	23,260,507	-	-	799,109	(22,461,398)	-	(22,461,398)	-
Health and welfare	1,140,228	-	508,857	-	(631,371)	-	(631,371)	-
Housing and development	1,299,561	679,025	-	-	(620,536)	-	(620,536)	-
Culture and recreation	3,509,068	694,323	267,536	40,000	(2,507,209)	-	(2,507,209)	-
Interest	8,254	-	-	-	(8,254)	-	(8,254)	-
Total governmental activities	69,008,338	8,628,693	4,730,847	3,136,032	(52,512,766)	-	(52,512,766)	-
Business-type activities								
Landfill services	918,628	201,138	-	-	-	(717,490)	(717,490)	-
Stormwater management	84,704	42,893	-	-	-	(41,811)	(41,811)	-
Total business-type activities	1,003,332	244,031	-	-	-	(759,301)	(759,301)	-
Total primary government	70,011,670	8,872,724	4,730,847	3,136,032	(52,512,766)	(759,301)	(53,272,067)	-
COMPONENT UNITS								
Health Department	1,576,214	718,954	729,448	-	-	-	-	(127,812)
Total component units	\$ 1,576,214	\$ 718,954	\$ 729,448	\$ -	-	-	-	(127,812)
GENERAL REVENUES								
Property taxes					19,643,555	-	19,643,555	-
Special local option sales tax					16,229,908	-	16,229,908	-
Local option sales tax					11,410,875	-	11,410,875	-
Insurance premium tax					4,144,221	-	4,144,221	-
Federal payments in lieu of					628,465	-	628,465	-
Other taxes					996,592	-	996,592	-
Franchise fees					298,137	-	298,137	-
Rental income					1,785,884	-	1,785,884	-
Investment earnings					1,457,772	-	1,457,772	57,605
Gain on sale of land held for investment					85,949	-	85,949	-
Loss on disposal of capital assets					(149,881)	-	(149,881)	-
Other					57,490	-	57,490	30,803
Total general revenues					56,588,967	-	56,588,967	88,408
TRANSFER FROM OTHER GOVERNMENT								
					6,599	-	6,599	-
TRANSFERS								
					(655,470)	655,470	-	-
Change in net position					3,427,330	(103,831)	3,323,499	(39,404)
NET POSITION								
Beginning					457,758,562	(5,169,323)	452,589,239	2,436,674
Ending					\$ 461,185,892	\$ (5,273,154)	\$ 455,912,738	\$ 2,397,270

(The accompanying notes are an integral part of these statements.)

**CATOOSA COUNTY, GEORGIA
BALANCE SHEET
GOVERNMENTAL FUNDS
SEPTEMBER 30, 2023**

	General Fund	Public Facilities Authority	SPLOST Capital Projects	American Rescue Plan	Other Governmental Funds	Total Governmental Funds
ASSETS						
Cash and cash equivalents	\$ 24,160,996	\$ 1,897,660	\$ 35,523,052	\$ -	\$ 453,264	\$ 62,034,972
Certificates of deposit	8,689,069	-	470,842	497,000	-	9,656,911
Restricted cash	1,225,000	-	-	3,312,394	-	4,537,394
Investments	171,733	-	-	-	-	171,733
Due from other governmental entities	2,230,643	-	-	-	-	2,230,643
Due from custodial funds	1,138,082	-	-	-	-	1,138,082
Due from other funds	2,598,089	-	-	-	10,499,919	13,098,008
Property taxes receivable	278,941	-	-	-	-	278,941
Other taxes receivable	7,187	-	1,362,070	-	-	1,369,257
Lease receivable	-	2,214,782	-	-	-	2,214,782
Other receivables	-	25,747	6,970	31,385	-	64,102
Inventory	150,732	-	-	-	-	150,732
Prepaid expenses	304,083	9,152	-	-	-	313,235
Prepaid supplies	132,626	-	-	-	-	132,626
Land held for resale	-	-	-	-	2,331,906	2,331,906
	<u>-</u>	<u>-</u>	<u>-</u>	<u>-</u>	<u>2,331,906</u>	<u>2,331,906</u>
Total assets	<u>\$ 41,087,181</u>	<u>\$ 4,147,341</u>	<u>\$ 37,362,934</u>	<u>\$ 3,840,779</u>	<u>\$ 13,285,089</u>	<u>\$ 99,723,324</u>
LIABILITIES, DEFERRED INFLOWS OF RESOURCES AND FUND BALANCES						
Liabilities						
Accounts payable	\$ 1,550,964	\$ 84,720	\$ 60,924	\$ -	\$ 123,661	\$ 1,820,269
Due to heirs, litigants and others	55,201	-	-	-	-	55,201
Due to other funds	12,531,866	1,713,000	277,794	50,579	8,571	14,581,810
	<u>14,138,031</u>	<u>1,797,720</u>	<u>338,718</u>	<u>50,579</u>	<u>132,232</u>	<u>16,457,280</u>
Total liabilities	<u>14,138,031</u>	<u>1,797,720</u>	<u>338,718</u>	<u>50,579</u>	<u>132,232</u>	<u>16,457,280</u>
Deferred inflows of resources						
Deferred tax revenue	597,650	-	-	-	-	597,650
Deferred grant revenue	-	-	-	3,790,200	421,016	4,211,216
Leasing arrangements	-	2,173,998	-	-	-	2,173,998
Other deferred revenue	39,717	135,700	-	-	-	175,417
	<u>637,367</u>	<u>2,309,698</u>	<u>-</u>	<u>3,790,200</u>	<u>421,016</u>	<u>7,158,281</u>
Total deferred inflows of resources	<u>637,367</u>	<u>2,309,698</u>	<u>-</u>	<u>3,790,200</u>	<u>421,016</u>	<u>7,158,281</u>
Fund balances						
Nonspendable						
Inventory	150,732	-	-	-	-	150,732
Prepaid items	436,709	-	-	-	-	436,709
Restricted for						
Public buildings	-	39,923	-	-	-	39,923
SPLOST projects	-	-	37,024,216	-	-	37,024,216
Capital projects	-	-	-	-	9,307,468	9,307,468
Public safety	-	-	-	-	592,745	592,745
Judicial	-	-	-	-	85,433	85,433
Housing and development	-	-	-	-	2,751,785	2,751,785
Unassigned	25,724,342	-	-	-	(5,590)	25,718,752
	<u>26,311,783</u>	<u>39,923</u>	<u>37,024,216</u>	<u>-</u>	<u>12,731,841</u>	<u>76,107,763</u>
Total fund balances	<u>26,311,783</u>	<u>39,923</u>	<u>37,024,216</u>	<u>-</u>	<u>12,731,841</u>	<u>76,107,763</u>
Total liabilities, deferred inflows of resources and fund balances	<u>\$ 41,087,181</u>	<u>\$ 4,147,341</u>	<u>\$ 37,362,934</u>	<u>\$ 3,840,779</u>	<u>\$ 13,285,089</u>	<u>\$ 99,723,324</u>

(The accompanying notes are an integral part of these statements.)

CATOOSA COUNTY, GEORGIA
RECONCILIATION OF THE BALANCE SHEET OF GOVERNMENTAL FUNDS
TO THE STATEMENT OF NET POSITION
SEPTEMBER 30, 2023

Differences in amounts reported for governmental activities in the statement of net position on page 1:

Fund balances – total governmental funds	\$ 76,107,763
Amounts reported for governmental activities in the statement of net position are different because:	
Certain revenues will be collected after year-end, but are not available soon enough to pay for the current period’s expenditures and therefore are deferred in the funds.	597,650
Capital assets used in governmental activities are not financial resources and therefore are not reported in the funds.	385,225,600
Internal service funds are used by management to charge the costs of self-insurance. The assets and liabilities of the internal service funds are included in governmental activities columns in the statement of net position.	1,791,401
Certain liabilities are not due and payable in the current period and therefore are not reported in the funds.	(6,128)
Long-term liabilities are not due and payable in the current period and therefore are not reported in the funds.	<u>(2,530,394)</u>
	<u><u>\$461,185,892</u></u>

(The accompanying notes are an integral part of these statements.)

CATOOSA COUNTY, GEORGIA
STATEMENT OF REVENUES, EXPENDITURES
AND CHANGES IN FUND BALANCES
GOVERNMENTAL FUNDS
YEAR ENDED SEPTEMBER 30, 2023

	General Fund	Public Facilities Authority	SPLOST Capital Projects	American Rescue Plan	Other Governmental Funds	Total Governmental Funds
REVENUES						
Taxes	\$ 35,673,690	\$ -	\$ 16,229,908	\$ -	\$ -	\$ 51,903,598
Licenses and franchises	373,794	-	-	-	-	373,794
Charges for services	999,044	-	-	-	1,455,974	2,455,018
Intergovernmental	2,830,155	-	799,109	3,439,940	671,123	7,740,327
Fines, fees and forfeitures	4,021,508	-	-	-	325,783	4,347,291
Investment earnings	1,356,072	100,831	831,389	-	869	2,289,161
Rental income	-	1,782,884	-	-	3,000	1,785,884
Other	1,877,432	-	-	-	15,577	1,893,009
Total revenues	<u>47,131,695</u>	<u>1,883,715</u>	<u>17,860,406</u>	<u>3,439,940</u>	<u>2,472,326</u>	<u>72,788,082</u>
EXPENDITURES						
Current						
Judicial	5,947,865	-	-	43,605	312,199	6,303,669
General government	6,474,996	1,843,792	7,561	-	435,926	8,762,275
Public safety	19,717,000	-	242,115	-	2,104,823	22,063,938
Public works	2,584,739	-	6,814,458	-	265,353	9,664,550
Health and welfare	1,017,258	-	-	-	77,345	1,094,603
Housing and development	1,192,065	-	-	-	3,376	1,195,441
Culture and recreation	2,652,385	-	58,664	-	284,557	2,995,606
Intergovernmental	-	-	2,656,510	-	-	2,656,510
Capital outlay	-	-	578,478	1,465,534	1,980,360	4,024,372
Debt service						
Principal	136,982	-	-	-	1,132	138,114
Interest	1,229	-	-	-	99	1,328
Total expenditures	<u>39,724,519</u>	<u>1,843,792</u>	<u>10,357,786</u>	<u>1,509,139</u>	<u>5,465,170</u>	<u>58,900,406</u>
EXCESS (DEFICIENCY) OF REVENUES OVER EXPENDITURES	7,407,176	39,923	7,502,620	1,930,801	(2,992,844)	13,887,676
OTHER FINANCING SOURCES (USES)						
Proceeds from sale of assets	63,734	-	-	-	-	63,734
Proceeds from sale of land held for investment	-	-	-	-	85,949	85,949
Insurance proceeds	13,912	-	-	-	-	13,912
Proceeds from lease transactions	41,858	-	-	-	-	41,858
Subscription-based IT arrangements	301,032	-	-	-	39,186	340,218
Transfers from other governments	-	-	-	-	6,599	6,599
Transfers from other funds	1,930,801	-	2,000,000	-	4,600,276	8,531,077
Transfers to other funds	(7,255,746)	-	-	(1,930,801)	-	(9,186,547)
NET CHANGE IN FUND BALANCES	2,502,767	39,923	9,502,620	-	1,739,166	13,784,476
FUND BALANCES						
Beginning	23,809,016	-	27,521,596	-	10,992,675	62,323,287
Ending	<u>\$ 26,311,783</u>	<u>\$ 39,923</u>	<u>\$ 37,024,216</u>	<u>\$ -</u>	<u>\$ 12,731,841</u>	<u>\$ 76,107,763</u>

(The accompanying notes are an integral part of these statements.)

CATOOSA COUNTY, GEORGIA
RECONCILIATION OF THE STATEMENT OF REVENUES, EXPENDITURES
AND CHANGES IN FUND BALANCES OF GOVERNMENTAL FUNDS
TO THE STATEMENT OF ACTIVITIES
YEAR ENDED SEPTEMBER 30, 2023

Differences in amounts reported for governmental activities in the statement of activities on page 2:

Net change in fund balances – total governmental funds \$ 13,784,476

Amounts reported for governmental activities in the statement of activities are different because:

Capital outlay reported as expenditures in the governmental funds are reported as capital assets in the statement of activities. 4,462,094

Depreciation expense on governmental capital assets are included in the statement of activities. (14,554,122)

Amortization expense on governmental right-to-use assets are included in the statement of activities. (142,112)

Long-term liabilities in the statement of net position include an estimated liability for compensated absences. These are planned to be liquidated with future resources; therefore, the increase or decrease in the liability does not affect expenditures in the governmental funds. (358,443)

The net effect of various transactions involving capital assets (i.e. sales, trade-ins, and disposals) is to decrease net position. (213,615)

The net effect of various transactions involving capital leases (i.e. accrued interest and cancellation of agreements) is to increase net position. 10,141

Certain governmental revenues will not be collected for several months after the fiscal year and are deferred in the governmental funds. 346,475

Internal service funds are used by management to charge the costs of self-insurance. The income and expenses of the internal service funds are included in governmental activities columns in the statement of net position. 336,398

Proceeds from capital lease obligations and subscription-based IT arrangements and repayment of long-term capital leases and subscription-based IT arrangements is a financing source and an expenditure in the governmental funds, respectively, but the proceeds are eliminated and the repayment reduces long-term liabilities in the statement of net position, respectively. (243,962)

\$ 3,427,330

(The accompanying notes are an integral part of these statements.)

CATOOSA COUNTY, GEORGIA
STATEMENT OF NET POSITION
PROPRIETARY FUNDS
SEPTEMBER 30, 2023

	<u>Business-Type Activities</u>			<u>Governmental Activities</u>
	<u>Major Fund</u>	<u>Nonmajor Fund</u>	<u>Total</u>	
	<u>Solid Waste Management Authority</u>	<u>Public Works Authority</u>		
<u>ASSETS</u>				
CURRENT ASSETS				
Deposits	\$ -	\$ -	\$ -	\$ 114,209
Due from other funds	-	731	731	2,031,217
Total current assets	-	731	731	2,145,426
CAPITAL ASSETS				
Land	1,738,360	30,777	1,769,137	-
Land improvements	6,601,955	1,663,466	8,265,421	-
Buildings	40,465	-	40,465	-
Equipment and vehicles	1,818,988	18,741	1,837,729	-
Less accumulated depreciation	10,199,768	1,712,984	11,912,752	-
	8,049,421	917,904	8,967,325	-
Net capital assets	2,150,347	795,080	2,945,427	-
Total assets	\$ 2,150,347	\$ 795,811	\$ 2,946,158	\$ 2,145,426
<u>LIABILITIES AND NET POSITION</u>				
CURRENT LIABILITIES				
Accounts payable and accrued expenses	\$ 3,019	\$ -	\$ 3,019	\$ 22,121
Claims payable	-	-	-	331,904
Due to other funds	548,146	-	548,146	-
Total current liabilities	551,165	-	551,165	354,025
LONG-TERM LIABILITIES				
Accrued postclosure care costs	7,668,147	-	7,668,147	-
Total long-term liabilities	7,668,147	-	7,668,147	-
Total liabilities	8,219,312	-	8,219,312	354,025
NET POSITION				
Investment in capital assets	2,150,347	795,080	2,945,427	-
Unrestricted	(8,219,312)	731	(8,218,581)	1,791,401
	(6,068,965)	795,811	(5,273,154)	1,791,401
Total liabilities and net position	\$ 2,150,347	\$ 795,811	\$ 2,946,158	\$ 2,145,426

(The accompanying notes are an integral part of these statements.)

CATOOSA COUNTY, GEORGIA
STATEMENT OF REVENUES, EXPENSES AND
CHANGES IN NET POSITION
PROPRIETARY FUNDS
YEAR ENDED SEPTEMBER 30, 2023

	Business-Type Activities			Governmental Activities
	Major Fund	Nonmajor Fund	Total	
	Solid Waste Management Authority	Public Works Authority		
OPERATING REVENUES				
Charges for services	\$ 201,138	\$ 42,893	\$ 244,031	\$ 6,518,391
Total revenues	201,138	42,893	244,031	6,518,391
OPERATING EXPENSES				
Depreciation	51,718	63,325	115,043	-
General operating expenses	866,910	21,379	888,289	6,181,993
Total expenses	918,628	84,704	1,003,332	6,181,993
OPERATING INCOME (LOSS)	(717,490)	(41,811)	(759,301)	336,398
TRANSFERS				
Transfers from other funds	655,470	-	655,470	-
CHANGE IN NET ASSETS	(62,020)	(41,811)	(103,831)	336,398
NET POSITION				
Beginning	(6,006,945)	837,622	(5,169,323)	1,455,003
Ending	\$ (6,068,965)	\$ 795,811	\$ (5,273,154)	\$ 1,791,401

(The accompanying notes are an integral part of these statements.)

CATOOSA COUNTY, GEORGIA
STATEMENT OF CASH FLOWS
PROPRIETARY FUNDS
YEAR ENDED SEPTEMBER 30, 2023

	<u>Business-Type Activities</u>			<u>Governmental Activities</u>
	<u>Major Fund</u>	<u>Nonmajor Fund</u>	<u>Total</u>	
	<u>Solid Waste Management Authority</u>	<u>Public Works Authority</u>		
CASH FLOWS FROM OPERATING ACTIVITIES				
Receipts from user fees	\$ 201,138	\$ 42,193	\$ 243,331	\$ 6,518,391
Payments to suppliers for goods or services	<u>(856,608)</u>	<u>(42,193)</u>	<u>(898,801)</u>	<u>(6,070,327)</u>
Net cash provided (used) by operating activities	<u>(655,470)</u>	<u>-</u>	<u>(655,470)</u>	<u>448,064</u>
CASH FLOWS FROM CAPITAL AND RELATED FINANCING ACTIVITIES				
Loan to other funds	<u>-</u>	<u>-</u>	<u>-</u>	<u>(622,706)</u>
Net cash used by capital and related financing activities	<u>-</u>	<u>-</u>	<u>-</u>	<u>(622,706)</u>
CASH FLOWS FROM NON-CAPITAL FINANCING ACTIVITIES				
Transfers in	<u>655,470</u>	<u>-</u>	<u>655,470</u>	<u>-</u>
Net cash provided by non-capital financing activities	<u>655,470</u>	<u>-</u>	<u>655,470</u>	<u>-</u>
NET CHANGE IN CASH	<u>-</u>	<u>-</u>	<u>-</u>	<u>(174,642)</u>
CASH				
Beginning	<u>-</u>	<u>-</u>	<u>-</u>	<u>174,642</u>
Ending	<u>\$ -</u>	<u>\$ -</u>	<u>\$ -</u>	<u>\$ -</u>

(The accompanying notes are an integral part of these statements.)

	<u>Business-Type Activities</u>			
	<u>Major Fund</u>	<u>Nonmajor Fund</u>		<u>Governmental</u>
	<u>Solid Waste</u>	<u>Public Works</u>		<u>Internal</u>
	<u>Management</u>	<u>Authority</u>	<u>Total</u>	<u>Service</u>
	<u>Authority</u>	<u>Authority</u>		<u>Fund</u>
RECONCILIATION OF OPERATING INCOME				
(LOSS) TO NET CASH PROVIDED (USED)				
BY OPERATING ACTIVITIES				
Operating income (loss)	\$ (717,490)	\$ (41,811)	\$ (759,301)	\$ 336,398
Adjustments to reconcile operating income (loss)				
to net cash provided (used) by operating activities				
Depreciation	51,718	63,325	115,043	-
Net change in operating assets	(1,676,628)	(700)	(1,677,328)	(10,251)
Net change in operating liabilities	1,686,930	(20,814)	1,666,116	121,917
	<u>1,686,930</u>	<u>(20,814)</u>	<u>1,666,116</u>	<u>121,917</u>
Net cash provided (used) by operating activities	<u>\$ (655,470)</u>	<u>\$ -</u>	<u>\$ (655,470)</u>	<u>\$ 448,064</u>

(The accompanying notes are an integral part of these statements.)

CATOOSA COUNTY, GEORGIA
STATEMENT OF FIDUCIARY ASSETS AND LIABILITIES
CUSTODIAL FUNDS
SEPTEMBER 30, 2023

	<u>Custodial Funds</u>
ASSETS	
Cash and cash equivalents	\$ <u>2,519,261</u>
Total assets	\$ <u><u>2,519,261</u></u>
 LIABILITIES	
Due to other taxing districts	\$ 1,605,703
Due to others	<u>913,558</u>
Total liabilities	\$ <u><u>2,519,261</u></u>

(The accompanying notes are an integral part of these statements.)

CATOOSA COUNTY, GEORGIA
STATEMENT OF CHANGES IN FIDUCIARY NET POSITION
CUSTODIAL FUNDS
SEPTEMBER 30, 2023

	<u>Custodial Funds</u>
ADDITIONS	
Taxes collected for other government agencies	\$ 44,933,231
Court fees collected for other agencies and individuals	<u>4,232,766</u>
Total additions	<u>49,165,997</u>
DEDUCTIONS	
Payment of taxes to other government agencies	44,933,231
Court payments to other agencies and individuals	<u>4,232,766</u>
Total deductions	<u>49,165,997</u>
CHANGE IN NET POSITION	-
NET POSITION	
Beginning	<u>-</u>
Ending	<u>\$ -</u>

(The accompanying notes are an integral part of these statements.)

CATOOSA COUNTY, GEORGIA
STATEMENT OF NET POSITION
COMPONENT UNIT
SEPTEMBER 30, 2023

	Catoosa County Health Department <u>June 30, 2023</u>
ASSETS	
Cash	\$ 3,072,031
Prepaid expenses	298
Accounts receivable	1,088
Due from other governments	148,773
Inventory	43,973
Right-to-use lease assets, net of amortization	4,049
Depreciable capital assets, net	<u>1,303</u>
Total assets	<u><u>\$ 3,271,515</u></u>
DEFERRED OUTFLOWS OF RESOURCES	
Related to pension benefits	\$ 586,429
Related to other post-employment benefits	<u>100,799</u>
	<u><u>\$ 687,228</u></u>
LIABILITIES	
Long-term liabilities	
Due within one year	\$ 8,866
Due in more than one year	<u>1,410,556</u>
Total liabilities	<u><u>\$ 1,419,422</u></u>
DEFERRED INFLOWS OF RESOURCES	
Related to pension benefits	\$ 33,720
Related to other post-employment benefits	<u>108,331</u>
	<u><u>\$ 142,051</u></u>
NET POSITION	
Net investment in capital assets	\$ 5,352
Unrestricted	<u>2,391,918</u>
Total net position	<u><u>\$ 2,397,270</u></u>

(The accompanying notes are an integral part of these statements.)

**CATOOSA COUNTY, GEORGIA
STATEMENT OF ACTIVITIES
COMPONENT UNIT
YEAR ENDED JUNE 30, 2023**

<u>Functions/Programs</u>	<u>Expenses</u>	<u>Program Revenues</u>		<u>Net (Expense) Revenue and Changes in Net Position</u>
		<u>Charges for Service</u>	<u>Operating Grants and Contributions</u>	<u>Total</u>
Catoosa County Health Department				
Health Department operations	<u>\$ 1,576,214</u>	<u>\$ 718,954</u>	<u>\$ 729,448</u>	<u>\$ (127,812)</u>
Total component units	<u>\$ 1,576,214</u>	<u>\$ 718,954</u>	<u>\$ 729,448</u>	<u>\$ (127,812)</u>
 GENERAL REVENUES				
				30,803
				<u>57,605</u>
			Total general revenues	<u>88,408</u>
			Change in net position	(39,404)
 NET POSITION				
				<u>2,436,674</u>
			Ending	<u>\$ 2,397,270</u>

(The accompanying notes are an integral part of these statements.)

CATOOSA COUNTY, GEORGIA
NOTES TO BASIC FINANCIAL STATEMENTS
SEPTEMBER 30, 2023

(1) SUMMARY OF SIGNIFICANT ACCOUNTING POLICIES

Organization

Catoosa County, Georgia (the County) was organized by Georgia Acts of 1853. The County is governed by a five-member Board of Commissioners, with day-to-day operations vested in an appointed county manager.

The accounting policies of the County conform to generally accepted accounting principles applicable to local governments. The more significant accounting policies of the County are summarized below.

Reporting Entity

The accompanying financial statements include all funds of Catoosa County, Georgia (the primary government) as well as its component units, entities for which the County is financially accountable.

The County's financial statements include the financial statements (the only ones available) of the Catoosa County Solid Waste Management Authority and the Catoosa County Public Works Authority. These entities are reported as blended component units, as they provide services to the County and its citizens and are governed by boards controlled by members of the Board of Commissioners. The rates for user charges and debt authorizations are subject to approval by the Catoosa County Board of Commissioners. The Authorities are reported as enterprise funds.

The County's financial statements also include the financial statements (the only ones available) of the Catoosa County Development Authority. The development authority is reported as a blended component unit. The Catoosa County Development Authority was created by legislative act in the State of Georgia. The Board is appointed by the County Board of Commissioners which must approve Authority debt for which the Board is ultimately responsible. The purpose of the development authority is to develop industry in the County by assisting in the purchase and financing of property through bond issues and other debt. This component unit operates as a special revenue fund. In accordance with current guidance, the development authority is presented as a blended component unit because the development authority's total debt outstanding is expected to be repaid entirely with resources of the primary government.

The County's financial statements also include the financial statements (the only ones available) of the Catoosa County Public Facilities Authority. The public facilities authority is reported as a blended component unit. The Public Facilities Authority was created by legislative act in the State of Georgia. The Board is appointed by the County Board of Commissioners. The purpose of the public facilities authority is to operate, maintain, and construct buildings and facilities that promote the public good of the citizens of Catoosa County or that are deemed necessary for the efficient operation of the County. This component unit operates as a special revenue fund. In accordance with current guidance, the public facilities authority is presented as a blended component unit because the board is governed by the Board of Commissioners.

The discretely presented component units include organizations which are legally separate from the primary government. They are considered component units because a majority of their boards are appointed by the County and because there is a financial benefit/burden relationship with the County. Discretely presented component units are as follows:

The Development Authority of Catoosa County (which had no assets and no activity during the current year) was created by legislative act in the State of Georgia. The Board of the Catoosa County Development Authority and the Board of the Development Authority of Catoosa County are the same, and are appointed by the County Board of Commissioners which must approve the Authority's debt for which the Board is ultimately responsible. The purpose of the development authority is to develop industry in the County by assisting in the

CATOOSA COUNTY, GEORGIA
NOTES TO BASIC FINANCIAL STATEMENTS
SEPTEMBER 30, 2023

(1) SUMMARY OF SIGNIFICANT ACCOUNTING POLICIES (continued)

Reporting Entity (continued)

purchase and financing of property through bond issues and other debt. This component unit operates as an enterprise fund. There are no financial statements available for the Development Authority of Catoosa County due to no assets or current year activity.

The Catoosa County Health Department was created by legislative act in the State of Georgia and provides health care services and education to County residents. The Catoosa County Board of Health, the governing authority of the Health Department, is composed of seven members, three of whom are appointed by the County Board of Commissioners and one of whom is the chief executive officer of the Board of Commissioners.

The Catoosa County Health Department issues separately audited financial statements. Copies of these financial statements may be obtained from the Catoosa County Health Department, Ringgold, Georgia. In its separately audited financial statements, the Catoosa County Health Department is reported as a general fund. The Health Department's fiscal year end is June 30.

The following organizations have separately selected governing bodies, and are legally separate and fiscally independent from the County. Therefore, they are not considered component units of Catoosa County and are excluded from the accompanying financial statements:

Catoosa County Board of Education
Catoosa County Department of Family and Children's Services
Catoosa Utility District

Basis of Presentation

The County presents government-wide as well as fund level financial statements with activities at both levels categorized as either governmental or business-type. The government-wide statements of net position and activities have eliminated internal balances and transfers between the activities of the governmental funds, which were presented separately in the fund financial statements. Transfers between governmental activities and business-type activities of the primary government are separately stated on the government-wide statement of net position. The government-wide statement of activities reflects both the gross and net cost of functional categories which are otherwise supported by general government revenues. The statement of activities reduces gross expenses (including depreciation) by related program revenues, operating grants, and capital grants. Program revenues are those directly associated with the function and include revenues from fines and forfeitures, licenses and permit fees, and charges for services. Operating and capital grants and contributions are limited to the funding of a specific operating expense or capital acquisition.

At the fund level, major funds are presented separately while nonmajor funds are combined into a single column. Major funds are determined based on their percentage of assets, liabilities, revenues or expenditures compared to the total of the same for all governmental funds, and on their percentage of the same for the total of all governmental and proprietary funds, as applicable or if the County chooses to report the fund as major even if the criteria is not met. The general fund, Public Facilities Authority, SPLOST capital projects fund, and American Rescue Plan fund are reported as major governmental funds. The Solid Waste Management Authority is a major enterprise fund.

CATOOSA COUNTY, GEORGIA
NOTES TO BASIC FINANCIAL STATEMENTS
SEPTEMBER 30, 2023

(1) SUMMARY OF SIGNIFICANT ACCOUNTING POLICIES (continued)

Basis of Accounting

The government-wide financial statements, consisting of the statement of net position and the statement of activities are prepared using the economic resources measurement focus and the accrual basis of accounting. Under this method, revenues are recorded when earned and expenses are recorded when the liability is incurred. The government-wide financial statements report information on all of the nonfiduciary activities of the County as a whole.

The fund-level financial statements of the governmental funds, consisting of the general fund, special revenue funds, and capital projects funds use the flow of current financial resources measurement focus and the modified accrual basis of accounting. Under the modified accrual basis, revenues are recognized when they are susceptible to accrual, which is defined as being both measurable, meaning that the amount of the transaction can be determined, and available, meaning collectible within the current period or soon enough thereafter (generally defined as within 60 days) to be used to pay liabilities of the current period. Those revenues susceptible to accrual are property and other taxes, federal and state grants, other state funds, interest income and charges for services. Expenditures are generally recognized when the liability is incurred. Exceptions to this general rule include accumulated unpaid vacation, sick pay and other employee amounts which are expected to be liquidated with future resources.

Since the governmental funds statements are presented on a different measurement focus and basis of accounting than the governmental activities column in the government-wide financial statements, a reconciliation is presented on the page following the applicable fund statement which reconciles the adjustments necessary to convert the fund financial statements to the governmental activities column of the government-wide presentation.

All business-type activities, including the primary government proprietary funds, use the flow of economic resources measurement focus and the accrual basis of accounting. Under this method, revenues are recognized when earned and expenses are recognized when the liability is incurred. Operating revenues of proprietary funds are those revenues that result from the activities of the fund, such as charges for services. All other revenue is considered nonoperating revenue and includes grants, investment earnings, and gain on the sale of capital assets. Likewise, operating expenses are those expenses related to the principal activity of the fund, such as depreciation. Nonoperating expenses include all other expenses not considered operating, such as interest expense.

Internal service funds of a government traditionally provide services primarily to other funds of the government. Internal service funds are presented as part of the proprietary fund financial statement. Activities in the internal service fund include self-funding for health insurance, employee health clinic operations, and employee wellness and health benefits administration. Operating revenues and expenses are the result of providing services to the principal user of the internal service. Any revenues or expenses that are not the result of providing those services are classified as nonoperating. Since the principal users of the internal services are the County's governmental activities, financial statements of the internal service funds are consolidated into the governmental activities column when presented at the government-wide level and interfund transactions are eliminated. To the extent possible, the costs of these services are reflected in the appropriate functional activity (general government, public safety, public works, etc.).

CATOOSA COUNTY, GEORGIA
NOTES TO BASIC FINANCIAL STATEMENTS
SEPTEMBER 30, 2023

(1) SUMMARY OF SIGNIFICANT ACCOUNTING POLICIES (continued)

Basis of Accounting (continued)

Custodial funds account for the assets held by the Tax Commissioner, Superior Court, Magistrate Court, Probate Court, State Court, and Sheriff in a trustee capacity for individuals, governmental units, and/or other funds.

When both restricted and unrestricted resources are available for use, it is the County's policy to first use restricted resources and then unrestricted resources as needed.

Fund Accounting

The accounts of the County are organized on the basis of funds, which are considered separate accounting entities. The operations of each fund are accounted for with a set of self-balancing accounts that comprise its assets, liabilities, fund equity, revenues and expenditures. Government resources are allocated to and accounted for in individual funds based upon the purposes for which they are to be spent and the means by which spending activities are controlled. Amounts reported in the fund financial statements as due to or due from other funds are eliminated upon preparation of the government-wide statement of net position. The various funds are grouped into fund types as follows:

Governmental Funds

General Fund

The general fund is the general operating fund of the County. It is used to account for all financial resources except those required to be accounted for in another fund, or those for which it is considered fiscally responsible to be accounted for in a separate fund.

Special Revenue Funds

Special revenue funds are used to account for and report the proceeds of specific revenue sources that are restricted or committed to expenditure for specified purposes other than debt service or capital projects.

Capital Projects Funds

Capital projects funds are used to account for and report financial resources that are restricted, committed, or assigned to expenditure for capital outlays, including the acquisition or construction of capital facilities and other capital assets not financed by proprietary funds or for assets that will be held in trust for individuals, private organizations, or other governments.

Proprietary Funds

Enterprise Funds

Enterprise funds are used to account for operations that are financed and operated in a manner similar to private business enterprise and therefore funded primarily through user charges.

Internal Service Funds

Internal service funds are used to account for the financing of goods or services provided by one department or agency to other departments or agencies of the County, or to other governments, on a cost-reimbursement basis.

CATOOSA COUNTY, GEORGIA
NOTES TO BASIC FINANCIAL STATEMENTS
SEPTEMBER 30, 2023

(1) SUMMARY OF SIGNIFICANT ACCOUNTING POLICIES (continued)

Fund Accounting (continued)

Fiduciary Funds

Custodial Funds

Custodial funds are used to account for assets held by the County in a trustee capacity or as an agent for individuals, private organizations, other governments and/or other funds.

Non-current governmental assets/liabilities

The County eliminates the presentation of account groups, but provides for these records to be maintained and incorporated into the governmental activities section of the government-wide financial statements.

The County maintains the following funds:

General fund (major fund)

Special revenue funds

Confiscated Assets Fund, which accounts for revenues and expenditures associated with currency forfeitures and drug fines and restitution.

Emergency 911 Fund, which accounts for revenues and expenditures associated with the operation of a County 911 emergency service.

Multiple Grant Fund, which accounts for revenues and expenditures from certain grants.

JCSA Fund, which accounts for specific revenues and expenditures associated with the operation of the County jail.

State Library Fund, which accounts for specific revenues and expenditures of the County library.

DATE Program Fund, which accounts for revenues and expenditures associated with drug awareness.

Salary Reimbursement U.S. Treasury, which accounts for revenue and expenditures related to public safety.

Operational Grants, which accounts for revenue and expenditures from certain grants.

American Rescue Plan, which accounts for revenue and expenditures from the federal government under the American Rescue Plan Act to provide funds to be used to support public health expenditures.

Catoosa County Development Authority (a blended component unit), which accounts for aid and assistance in the promotion and establishment of new business and recreation within the County.

Catoosa County Health Department (a discretely presented component unit), which provides health care services and health education to the residents of Catoosa County. In its separately issued financial statements, the Health Department is reported as a general fund.

Victim's Assistance, which accounts for specific revenues and expenditures associated with the District Attorneys Victim's Assistance Grant.

CATOOSA COUNTY, GEORGIA
NOTES TO BASIC FINANCIAL STATEMENTS
SEPTEMBER 30, 2023

(1) SUMMARY OF SIGNIFICANT ACCOUNTING POLICIES (continued)

Fund Accounting (continued)

DA Forfeiture, which accounts for specific revenues and expenditures associated with the District Attorney's forfeitures.

Juvenile Supervision, which accounts for the Juvenile Supervision fees and expenditures.

Public Facilities Authority (a blended component unit and major fund), which accounts for the leasing activities of a County owned facility that is operated by a local hospital.

Law Library, which accounts for specific revenues and expenditures of the County law library. The County took over operations of this fund during the fiscal year ending September 30, 2023.

Opioid Settlements, which accounts for specific revenues and expenditures relative to the opioid crisis.

Capital projects funds

SPLOST Capital Projects Fund (major fund), which accounts for the acquisition of assets, and other specific projects, with proceeds from the special local option sales tax.

Capital Projects Grant Fund, which accounts for acquisition of assets with proceeds from state or federal grants.

Capital Projects Financed Fund, which accounts for financing and acquisition of capital assets.

Proprietary funds

Enterprise funds

Public Works Authority (a blended component unit), which accounts for the operation of stormwater management.

Solid Waste Management Authority (a blended component unit and major fund), which accounts for the operation of the disposal of solid waste.

Development Authority of Catoosa County (a discretely presented component unit), which accounts for aid and assistance in the promotion and establishment of new business and recreation within the County.

Internal Service Funds

Healthcare Fund, which accounts for the County's self-insurance program for employee healthcare as well as the employee health clinic and employee wellness and health benefits administration. The costs for these programs are funded through premiums paid by the departments and agencies to the County.

Fiduciary funds

Custodial funds

Tax Commissioner, which accounts for receipts and disbursements of property and other taxes.

Clerk of Superior Court, which accounts for receipts and disbursements of the Clerk's office, primarily court costs, fines and settlements.

CATOOSA COUNTY, GEORGIA
NOTES TO BASIC FINANCIAL STATEMENTS
SEPTEMBER 30, 2023

(1) SUMMARY OF SIGNIFICANT ACCOUNTING POLICIES (continued)

Fund Accounting (continued)

Magistrate Court, which accounts for receipts and disbursements of the Magistrate Court, primarily court costs, fines and settlements.

State Court, which accounts for receipts and disbursements of the State Court, primarily court costs, fines and settlements

Probate Judge, which accounts for receipts and disbursements of the Probate Judge office, primarily traffic fines and marriage license fees.

Sheriff, which accounts for receipts and disbursements of the Sheriff's Department, primarily cash bonds.

Fund Equity

Fund equity at the governmental fund level is classified as "fund balance." Fund equity for all other reporting is classified as "net position."

Fund balance – Generally fund balance represents the difference between assets and liabilities. In the fund financial statements, governmental funds report fund classifications that comprise a hierarchy based primarily on the extent to which the County is bound to honor constraints on the specific purposes for which amounts in those funds can be spent. Fund balances are classified as follows:

Nonspendable – Fund balances are reported as nonspendable when amounts cannot be spent because they are either (a) not in spendable form (i.e., items that are not expected to be converted to cash) or (b) legally or contractually required to be maintained intact.

Restricted – Fund balances are reported as restricted when there are limitations imposed on their use either through the enabling legislation adopted by the County or through external restrictions imposed by creditors, grantors or laws or regulations of other governments.

Committed – Fund balances are reported as committed when they can be used only for specific purposes pursuant to constraints imposed by formal action of the County Board of Commissioners through the adoption of a resolution. The Board also may modify or rescind the commitment.

Assigned – Fund balances are reported as assigned when amounts are constrained by Board action to be used for specific purposes, but are neither restricted or committed.

Unassigned – Fund balances are reported as unassigned when the residual amount does not meet any of the above criteria. The County reports positive unassigned fund balance only in the general fund. Negative unassigned fund balances may be reported in all funds.

When both restricted and unrestricted amounts of fund balance are available for expenditure, it is the County's policy to use restricted amounts first and then unrestricted amounts as they are needed. For unrestricted amounts of fund balance, it is the County's policy to use fund balances in the following order: committed, assigned, unassigned.

CATOOSA COUNTY, GEORGIA
NOTES TO BASIC FINANCIAL STATEMENTS
SEPTEMBER 30, 2023

(1) SUMMARY OF SIGNIFICANT ACCOUNTING POLICIES (continued)

Fund Equity (continued)

Net position – Net position represents the residual of all elements presented in a statement of financial position. Net investment in capital assets, consists of capital assets, net of accumulated depreciation, reduced by the outstanding balances of any borrowing used for the acquisition, construction or improvement of those assets. Net position is reported as restricted as described in the fund balances section above. All other net position is reported as unassigned.

Budget and Budgetary Control

Although no budget to actual statements are presented in the basic financial statements, the County provides, for informational purposes, its budget requirements and process. Annual revenue estimates and expenditure appropriations, on the modified accrual basis of accounting, are prepared for all governmental funds, with the exception of the capital projects funds, for which no annual appropriation is required and none is adopted. The projects accounted for in the capital projects funds are subject to budgetary control on a project basis. Providing budgetary information on an annual basis does not provide meaningful information because projects extend over more than one reporting period. Although a budget is not required for proprietary fund types, the County adopts a budget on the accrual basis of accounting for its primary government proprietary funds.

The proposed budget is reviewed by the Board of Commissioners for determination of the property tax levy. The current tax levy, along with other required information, is filed in the Office of the Clerk of the Superior Court and published in the local newspaper with notice of public hearings to obtain taxpayer comments. The budget is legally enacted through adoption at a subsequent public hearing as required by law.

Expenditures may not legally exceed budgeted appropriations at the department level. Budgetary integration is employed as a management tool during the fiscal year. As needed during the year, the County finance manager is authorized to amend line items, with the exception of salaries, within a department. Approval by the Board of Commissioners is required for amendments to salary line items, or department or fund totals. The budget was amended within the above guidelines for the year ended September 30, 2023.

Receivables

Receivables include amounts due to the County for various agreements. All receivables are current and therefore due within one year. The County reported no allowance for uncollectible accounts as of September 30, 2023.

Capital Assets

For the fund financial statements, capital assets of governmental funds are recorded as expenditures at the time of purchase. For its proprietary funds and for governmental funds at the government-wide presentation, the County capitalizes long-lived assets with an original cost of \$15,000 or more. Such assets are recorded at cost.

For its proprietary funds and for its governmental funds at the government-wide presentation, depreciation of property and equipment is provided over the estimated useful lives of individual assets by the straight-line method. Estimated lives are as follows: equipment, 3 to 7 years; buildings, 25 to 75 years; land improvements, 10 to 27 years; infrastructure, 40 to 60 years.

Public domain (infrastructure) assets, which include roads, streets, curbs, gutters, sidewalks, etc., are recorded in the funds as expenditures at the time of purchase, and as capital assets in the government-wide financial statements. Infrastructure assets acquired prior to July 1, 1979, are not reported in these financial statements.

CATOOSA COUNTY, GEORGIA
NOTES TO BASIC FINANCIAL STATEMENTS
SEPTEMBER 30, 2023

(1) SUMMARY OF SIGNIFICANT ACCOUNTING POLICIES (continued)

Leases

Lessee - The County is a lessee for noncancelable leases of machinery and equipment. The County recognizes a lease liability and an intangible right-to-use lease asset in the government-wide financial statements. The County uses the interest rate charged by the lessor as the discount rate. When the interest rate charged by the lessor is not provided, the County generally uses its estimated incremental borrowing rate as the discount rate. The lease term includes the noncancelable period of the lease. Lease payments included in the measurement of the lease liability are composed of fixed payments and purchase option prices that the County is reasonably certain to exercise. The County monitors changes in circumstances that would require a remeasurement of its lease and will remeasure the lease asset and liability if certain changes occur that are expected to significantly affect the amount of the lease liability. Lease assets are reported with other capital assets and lease liabilities are reported with long-term debt on the Statement of Net Position.

Lessor - The County is a lessor for noncancelable leases of buildings. The lease receivable and a deferred inflow of resources is recognized in the fund financial statements. . The County uses the interest rate charged by the County as the discount rate. When the interest rate is not provided, the County generally uses its estimated incremental borrowing rate as the discount rate. The lease term includes the noncancelable period of the lease. Lease payments included in the measurement of the lease liability are composed of fixed payments and purchase option prices that the County is reasonably certain to exercise. The County monitors changes in circumstances that would require a remeasurement of its lease and will remeasure the lease asset and liability if certain changes occur that are expected to significantly affect the amount of the lease asset.

Subscription-Based Information Technology Arrangements

The County has executed contracts that qualify as noncancelable subscription-based information technology arrangements (SBITAs). The County recognizes a subscription liability and an intangible right-to-use subscription asset in the government-wide financial statements. The County uses the interest rate charged by the SBITA vendor as the discount rate. When the interest rate charged by the SBITA vendor is not provided, the County generally uses its estimated incremental borrowing rate as the discount rate. The SBITA term includes the noncancelable period of the SBITA. SBITA payments included in the measurement of the SBITA liability are composed of fixed payments and purchase option prices that the County is reasonably certain to exercise. The County monitors changes in circumstances that would require a remeasurement of its SBITA and will remeasure the SBITA asset and liability if certain changes occur that are expected to significantly affect the amount of the SBITA liability. SBITA assets are reported with other capital assets and SBITA liabilities are reported with long-term debt on the Statement of Net Position.

Inventories

Inventories are valued at cost which approximates net realizable value, using the first-in, first-out method. The cost of inventory items is recorded as an expenditure when used (i.e., the consumption method).

Notes Payable

Notes payable reported in governmental funds are expected to be liquidated with expendable, available resources.

CATOOSA COUNTY, GEORGIA
NOTES TO BASIC FINANCIAL STATEMENTS
SEPTEMBER 30, 2023

(1) SUMMARY OF SIGNIFICANT ACCOUNTING POLICIES (continued)

Encumbrances

Encumbrance accounting, under which purchase orders, contracts and other commitments for the expenditure of monies are recorded in order to reserve that portion of the applicable appropriation, is not employed by the County.

Prepaid Expenses

Prepaid expenses consist of certain payments which reflect costs applicable to future periods. In governmental funds, these types of costs are recorded as expenditures during the term of the benefit period, rather than when paid.

Discounts/Premiums/Issuance Costs

In governmental funds, at the fund-level presentation, these types of transactions are recognized as revenue when received or as expenditures in the period in which incurred. In proprietary funds, and at the government-wide presentation for governmental activities, discounts and premiums are deferred and amortized over the benefit or payment period. Debt issuance costs, except for any portion related to prepaid insurance costs, should be recognized as an expense in the period incurred.

Cash Equivalents

For purposes of these financial statements, the County considers all highly liquid investments with a maturity of three months or less to be cash equivalents.

Estimates

The preparation of the financial statements in conformity with accounting principles generally accepted in the United States of America requires management to make estimates and assumptions that affect the amounts reported in the financial statements and accompanying notes. Actual results may differ from those estimates.

Deferred Outflows/Inflows of Resources

The County has adopted the provisions of GASB Statement Number 63, *Financial Reporting of Deferred Outflows of Resources, Deferred Inflows of Resources, and Net Position*. Under this Statement, GASB has defined deferred outflows of resources as a consumption of net position by the government that is applicable to a future reporting period. Deferred inflows of resources are an acquisition of net position by the government that is applicable to a future reporting period. As of September 30, 2023, the County did not have any deferred outflows of resources and had deferred inflows of resources from deferred property taxes of \$597,650, deferred grant revenue of \$4,211,216, leasing arrangements of \$2,173,998 and other deferred revenue of \$175,417.

Change in Accounting Principle

On October 1, 2022, the County implemented Governmental Accounting Standards Board (GASB) Statement No. 96, *Subscription-Based Information Technology Arrangements (SBITA)*. This standard provides guidance on the accounting and financial reporting for SBITAs for government and end users. GASB 96 established requirements for SBITA accounting based on the principle that SBITAs are a contract that conveys control of the right to use another party's information technology, alone or in a combination with tangible capital assets (the underlying IT assets), as specified in the contract for a period of time in an exchange or exchange like transaction. A government is required to recognize a right-to-use subscription asset and a corresponding subscription liability. On October 1, 2022, the County recognized a SBITA asset and liability of \$340,218 for various software agreements.

CATOOSA COUNTY, GEORGIA
NOTES TO BASIC FINANCIAL STATEMENTS
SEPTEMBER 30, 2023

(2) CASH AND INVESTMENTS

The County reports its cash and other investments under the provisions of governmental auditing standards.

Interest Rate Risk – As a means of limiting its exposure to losses resulting from rising interest rates, the County’s usual policy is to invest in certificates of three years or less. The exposure to interest rate changes is presented using the weighted average maturity method. Its policy is to limit exposure to interest rate risk by requiring sufficient liquidity in the investment portfolio.

Custodial Credit Risk – The County’s policies limit deposits and investments to those instruments allowed by applicable state laws. State statutes require that all deposits with financial institutions must be collateralized by securities whose market value is equal to 110% of the value of the uninsured deposits. The deposits must be covered by federal deposit insurance, by collateral held by the County’s agent in the County’s name, or by Federal Reserve Banks acting as third party agents. Two of the financial institutions holding the County’s deposits are participants in the State of Georgia Secure Deposit Program, which is administered by the Office of the State Treasurer, requiring participating banks holding deposits of public funds to pledge collateral at varying rates depending on tiers assigned by the State. . State statutes also authorize the types of investments in which the County may participate. The County’s policy is to limit its investments to certificates of deposit and savings and money market accounts with local banks and Georgia Fund 1, a combined state and local government investment pool. As of September 30, 2023 all deposits were insured or collateralized, as required by government policy. In addition all certificates of deposit were insured as required by government policy.

Credit Risk – The County’s policies are designed to maximize its earnings, while protecting the security and providing maximum liquidity, in accordance with all applicable state laws.

Investments in the local government investment pool are specifically invested in “Georgia Fund 1.” Georgia Fund 1, created by OCGA 36-83-8, is a Standard and Poor’s AA+ rated investment pool which is managed by the Office of the State Treasurer to maintain principal stability. The pool is not registered with the SEC as an investment company and the State does not consider Georgia Fund 1 to be a 2a-7 like pool. Georgia Fund 1 is managed to maintain a constant net asset value of \$1.00 value per share and a weighted maturity of 90 days or less, with the maximum maturity of any investment limited to 397 days. At September 30, 2023, the Georgia Fund 1 weighted average maturity was 30 days. The pool consists of U.S. treasury obligations, securities issued or guaranteed by the U.S. Government or any of its agencies or instrumentalities, banker’s acceptances, overnight and term repurchase agreements with highly rated counterparties, and collateralized bank accounts. The investment in the Georgia Fund 1 is valued at fair market value. The fair values of investments in external investment pools are the same as the value of the pool shares. The County maintained a balance of \$80,891 in Georgia Fund 1 as of September 30, 2023 included as part of investments as of September 30, 2023.

Also included in investments as of September 30, 2023 is \$90,842 of common stock the County received related to an insurance investment. The County included the donation of the stock in other income for the year ending September 30, 2022 at the fair value of the investment. The County liquidated this investment shortly after the year ending September 30, 2023.

The County also invests in DTC-eligible certificates of deposit known as “brokered deposits.” These certificates of deposit are insured by the FDIC and are underwritten by Financial Industry Regulatory Authority. These certificates of deposit are considered negotiable certificates of deposit and are subject to market fluctuations. Included in investment earnings in the statement of activities is a market adjustment of (\$ 156,089) related to the value of the certificates of deposit at September 30, 2023.

CATOOSA COUNTY, GEORGIA
NOTES TO BASIC FINANCIAL STATEMENTS
SEPTEMBER 30, 2023

(3) INTERFUND RECEIVABLES AND PAYABLES AND TRANSFERS

Most interfund receivable and payable balances are attributable to unsettled balances for charges between funds, and are expected to be paid within one year.

General fund payables to other governmental funds result from revenues received for these funds being held in a general fund cash account until an expenditure need arises. The balance in the confiscated assets fund and the opioid settlements fund are not expected to be repaid within one year. It is anticipated that the balance in the other funds will be repaid within one year. The general fund receivable from the solid waste fund resulted from the general fund disbursing funds in a prior year for the Landfill Gas to Energy Project.

Interfund receivables and payables at September 30, 2023, consist of the following:

Amounts receivable to the general fund from the following funds:

Major governmental fund		
Public Facilities Authority	\$	1,713,000
SPLOST capital projects	\$	277,794
American Rescue Plan	\$	50,579
Nonmajor governmental funds		
Development Authority	\$	7,677
Law Library	\$	894
Major enterprise funds		
Solid waste	\$	548,146

Amounts payable from the general fund to the following funds:

Nonmajor governmental funds		
Confiscated assets	\$	115,928
DA Forfeiture	\$	67,725
JCSA	\$	25,291
DATE program	\$	437,163
Juvenile Supervision	\$	2,647
Victim's Assistance	\$	7,600
Opioid Settlements	\$	324,294
Multiple grant	\$	966
Operating grants	\$	35,000
State grant for library	\$	7,366
Capital projects grant	\$	66,102
Capital projects financed	\$	9,409,837
Nonmajor enterprise funds		
Public works	\$	731
Internal service fund		
Healthcare	\$	2,031,217

CATOOSA COUNTY, GEORGIA
NOTES TO BASIC FINANCIAL STATEMENTS
SEPTEMBER 30, 2023

(3) INTERFUND RECEIVABLES AND PAYABLES AND TRANSFERS (continued)

Nonmajor enterprise funds			
Public works		\$	731
Internal service fund			
Healthcare		\$	2,031,217

The purpose of transfers are to allocate revenues from the fund that collects them to the fund that expends the resources based on budgetary operations of the County.

Transfers for the 2023 year were as follows:

Transfer from general fund (major fund) to SPLOST (major fund)			2,000,000
Transfer from general fund (major fund) to emergency 911 (nonmajor fund)		\$	628,310
Transfer from general fund (major fund) to solid waste (major enterprise fund)		\$	655,470
Transfer from general fund (major fund) to capital projects financed (nonmajor fund)		\$	3,971,966
Transfer from American Rescue Plan (major fund) to general fund (major fund)		\$	1,930,801

(4) FAIR VALUE MEASUREMENTS

GASB Statement No. 72, *Fair Value Measurement and Application*, establishes a framework for measuring fair value for certain assets and liabilities using a consistent definition and accepted valuation techniques. That framework provides a fair value hierarchy that prioritizes the inputs to valuation techniques used to measure fair value. The hierarchy gives the highest priority to unadjusted quoted prices in active markets and for identical assets or liabilities (level 1 measurements) and the lowest priority to unobservable inputs (level 3 measurements). The three levels of the fair value hierarchy are described as follows:

Level 1

Inputs to the valuation methodology are unadjusted quoted prices for identical assets or liabilities in active markets that the County has the ability to access.

Level 2

Inputs to the valuation methodology other than quoted prices included within level 1 that are observable for the financial asset or liability, either directly or indirectly.

Level 3

Inputs to the valuation methodology are unobservable and significant to the fair value measurement.

The asset's or liability's fair value measurement level within the fair value hierarchy is based on the lowest level of any input that is significant to the fair value measurement. Valuation techniques used need to maximize the use of observable inputs and minimize the use of unobservable inputs.

The level in the fair value hierarchy within which a fair value measurement falls is based on the lowest level input that is significant to the fair value measurement in its entirety.

Following is a description of the valuation methodologies used for assets at fair value:

Market approach – Uses prices and other relevant information generated by market transactions involving identical or comparable assets or liabilities. Prices may be indicated by pricing guides, sale transactions, market trades, or other sources;

CATOOSA COUNTY, GEORGIA
NOTES TO BASIC FINANCIAL STATEMENTS
SEPTEMBER 30, 2023

(4) FAIR VALUE MEASUREMENTS (continued)

Cost approach – Based on the amount that currently would be required to replace the service capacity of an asset (replacement cost); and

Income approach – Uses valuation techniques to convert future amounts to a single present amount based on current market expectations about the future amounts (includes present value techniques, and option-pricing models). Net present value is an income approach where a stream of expected cash flows is discounted at an appropriate market interest rate.

Assets itemized below were measured at fair value during the year ended September 30, 2023. The market approach was used to determine the fair value of the land held for resale.

	<u>Level 1</u>	<u>Level 2</u>	<u>Level 3</u>	<u>Total</u>
Land held for resale	\$ -	\$ 2,331,906	\$ -	\$ 2,331,906
Brokered certificates of deposit	-	9,656,911	-	9,656,911
Common stock	90,842	-	-	90,842
	<u>\$ 90,842</u>	<u>\$ 11,988,817</u>	<u>\$ -</u>	<u>\$ 12,079,659</u>
Other investments				
Georgia Fund 1				80,891
				<u>\$ 12,160,550</u>

(5) CAPITAL ASSETS AND RIGHT-TO-USE ASSETS

Governmental activities

A summary of changes in capital assets and accumulated depreciation for governmental activities is as follows:

	<u>Beginning</u>	<u>Additions</u>	<u>Dispositions and Reclassifications</u>	<u>Ending</u>
Nondepreciable capital assets				
Land	\$ 4,864,536	\$ -	\$ -	\$ 4,864,536
Construction in progress	1,800,601	3,027,882	(741,068)	4,087,415
Nondepreciable capital assets	<u>\$ 6,665,137</u>	<u>\$ 3,027,882</u>	<u>\$ (741,068)</u>	<u>\$ 8,951,951</u>

CATOOSA COUNTY, GEORGIA
NOTES TO BASIC FINANCIAL STATEMENTS
SEPTEMBER 30, 2023

(5) CAPITAL ASSETS AND RIGHT-TO-USE ASSETS (continued)
Governmental activities (continued)

	Beginning	Additions	Dispositions and Reclassifications	Ending
Depreciable capital assets				
Land improvements	\$ 10,834,050	\$ -	\$ (68,206)	\$ 10,765,844
Infrastructure	761,346,474	-	-	761,346,474
Buildings	45,245,270	-	741,068	45,986,338
Equipment, vehicles, furniture and fixtures	26,029,350	1,052,136	(2,103,355)	24,978,131
	843,455,144	1,052,136	(1,430,493)	843,076,787
Less accumulated depreciation and amortization				
Land improvements	3,870,231	611,668	(53,546)	4,428,353
Infrastructure	419,392,627	10,537,176	-	429,929,803
Buildings	11,834,962	1,082,039	-	12,917,001
Equipment, vehicles, furniture and fixtures	19,455,696	2,323,239	(1,904,400)	19,874,535
	454,553,516	14,554,122	(1,957,946)	467,149,692
Depreciable capital assets, net	\$ 388,901,628	\$ (13,501,986)	\$ 527,453	\$ 375,927,095
Right-to-use assets, net				346,554
Total capital assets, net, as reported in the statement of net position				\$ 376,273,649

Depreciation expense for governmental activities is charged to functions as follows:

General government	\$ 711,728
Judicial	169,616
Public safety	1,928,238
Public works	10,965,875
Health and welfare	114,009
Culture and recreation	541,938
Housing and development	122,718
	\$ 14,554,122

CATOOSA COUNTY, GEORGIA
NOTES TO BASIC FINANCIAL STATEMENTS
SEPTEMBER 30, 2023

(5) CAPITAL ASSETS AND RIGHT-TO-USE ASSETS (continued)

Governmental activities (continued)

A summary of lease assets and subscription based information technology arrangements (SBITA) for governmental activities is as follows:

	<u>Beginning</u>	<u>Additions</u>	<u>Dispositions and Reclassifications</u>	<u>Ending</u>
Right-to-use assets				
Right-to-use lease assets - buildings	\$ 28,134		\$ (28,134)	\$ -
Right-to-use lease assets - equipment	134,011	41,858	11,126	186,995
Right-to-use assets - SBITA	<u>-</u>	<u>340,218</u>	<u>-</u>	<u>340,218</u>
	<u>162,145</u>	<u>382,076</u>	<u>(17,008)</u>	<u>527,213</u>
Less accumulated amortization				
Right-to-use lease assets - buildings	14,067	-	(14,067)	-
Right-to-use lease assets - equipment	38,679	47,039	(132)	85,586
Right-to-use assets - SBITA	<u>-</u>	<u>95,073</u>	<u>-</u>	<u>95,073</u>
	<u>52,746</u>	<u>142,112</u>	<u>(14,199)</u>	<u>180,659</u>
Right-to-use assets, net	<u>\$ 109,399</u>	<u>\$ 239,964</u>	<u>\$ (2,809)</u>	<u>\$ 346,554</u>

The right-to-use assets amortization is presented as amortization expense for governmental activities and charged to functions as follows:

General government	\$ 61,354
Judicial	30,581
Public safety	46,997
Public works	729
Culture and recreation	1,615
Housing and development	<u>836</u>
	<u>\$ 142,112</u>

CATOOSA COUNTY, GEORGIA
NOTES TO BASIC FINANCIAL STATEMENTS
SEPTEMBER 30, 2023

(5) CAPITAL ASSETS AND RIGHT-TO-USE ASSETS (continued)

Business-type activities

A summary of changes in capital assets and accumulated depreciation for the business-type activities is as follows:

	<u>Beginning</u>	<u>Additions</u>	<u>Dispositions and Reclassifications</u>	<u>Ending</u>
Nondepreciable capital assets				
Land	\$ 1,769,137	\$ -	\$ -	\$ 1,769,137
Depreciable capital assets				
Land improvements	\$ 8,265,421	\$ -	\$ -	\$ 8,265,421
Buildings	40,465	-	-	40,465
Equipment and vehicles	<u>1,892,279</u>	<u>-</u>	<u>(54,550)</u>	<u>1,837,729</u>
	<u>10,198,165</u>	<u>-</u>	<u>(54,550)</u>	<u>10,143,615</u>
Less accumulated depreciation				
Land improvements	6,977,616	111,515	-	7,089,131
Buildings	40,465	-	-	40,465
Equipment and vehicles	<u>1,888,749</u>	<u>3,528</u>	<u>(54,548)</u>	<u>1,837,729</u>
	<u>8,906,830</u>	<u>115,043</u>	<u>(54,548)</u>	<u>8,967,325</u>
Depreciable capital assets, net	<u>\$ 1,291,335</u>	<u>\$ (115,043)</u>	<u>\$ (2)</u>	<u>\$ 1,176,290</u>

Depreciation expense for the business-type activities totaled \$115,043.

CATOOSA COUNTY, GEORGIA
NOTES TO BASIC FINANCIAL STATEMENTS
SEPTEMBER 30, 2023

(5) CAPITAL ASSETS AND RIGHT-TO-USE ASSETS (continued)

Component Units

A summary of changes in capital assets and accumulated depreciation is as follows:

	<u>Beginning</u>	<u>Additions</u>	<u>Dispositions and Reclassifications</u>	<u>Ending</u>
Depreciable capital assets				
Machinery and equipment	\$ 28,050	\$ -	\$ -	\$ 28,050
Right-to-use leased assets	<u>5,302</u>	<u>-</u>	<u>-</u>	<u>5,302</u>
	<u>33,352</u>	<u>-</u>	<u>-</u>	<u>33,352</u>
Less accumulated depreciation				
Machinery and equipment	25,768	979	-	26,747
Right-to-use leased assets	<u>-</u>	<u>1,253</u>	<u>-</u>	<u>1,253</u>
	<u>25,768</u>	<u>2,232</u>	<u>-</u>	<u>28,000</u>
Depreciable capital assets, net	<u>\$ 7,584</u>	<u>\$ (2,232)</u>	<u>\$ -</u>	<u>\$ 5,352</u>

Depreciation expense for the component unit totaled \$979. Amortization expense for the component unit totaled \$1,253.

(6) LONG-TERM DEBT

Governmental activities

Debt for governmental activities reported in the government-wide statement of net position represents amounts not expected to be paid with expendable, available resources consists of the following:

Notes payable of the Catoosa County Development Authority consist of the following:

Note payable to Financial Corporation of North Georgia, LLC, original borrowings of \$1,704,923, payable on or before May 2025 with no interest due, collateralized by undeveloped property. In the event of default, the property will be sold to cover the balance of the loan.	<u>\$ 850,764</u>
---	-------------------

Maturities of notes payable are as follows:

	<u>Gross Payments</u>	<u>Imputed Interest</u>	<u>Net Present Value</u>
For the year ending September 30, 2025	<u>\$ 850,764</u>	<u>\$ -</u>	<u>\$ 850,764</u>

CATOOSA COUNTY, GEORGIA
NOTES TO BASIC FINANCIAL STATEMENTS
SEPTEMBER 30, 2023

(6) LONG-TERM DEBT (continued)

Governmental activities (continued)

Lessee

The County is a lessee for several leases of equipment. The County recognizes a lease liability and an intangible right-to-use lease asset in the government-wide financial statements. At the commencement of the lease, the County initially measures the lease liability at the present value of payments expected to be made during the lease term. Subsequently, the lease liability is reduced by the principal portion of lease payments made. The County makes variable monthly and quarterly payments ranging from \$139 to \$1,480 which include the principal and interest components of the payments. The County uses the interest rate charged by the lessor as the discount rate. When the interest rate charged by the lessor is not provided, the County uses its estimated incremental borrowing rate as the discount rate for leases. The County recognized \$45,684 in lease payments and \$1,732 in interest expense related to the leases for the year ended September 30, 2023.

Long-term lease obligations are summarized as follows:

	Principal Payments	Interest	Total Payments
For the year ending September 30, 2024	\$ 48,972	\$ 1,111	\$ 50,083
2025	26,312	756	27,068
2026	9,082	521	9,603
2027	7,603	329	7,932
2028	6,001	146	6,147
2029-2033	2,616	20	2,636
Total future payments	\$ 100,586	\$ 2,883	\$ 103,469

Subscription Based Information Technology Arrangements (SBITAs)

The County is committed under various SBITAs for the right to use a vendor's information technology software and is therefore acting as a lessee. The County recognizes a SBITA liability and an intangible right-to-use SBITA asset in the government-wide financial statements. At the commencement of the subscription term, the County measures the subscription liability at the present value of subscription payments expected to be made during the subscription term. Subsequently, the SBITA liability is reduced by the principal portion of payments made. The County makes variable monthly and yearly payments ranging from \$350 to \$37,000 which include the principal and interest components of the payments. The County uses the interest rate charged by the vendor as the discount rate. When the interest rate charged by the vendor is not provided, the County uses its estimated incremental borrowing rate as the discount rate for SBITAs. The County recognized \$92,430 in SBITA payments and \$6,522 in interest expense related to the leases for the year ended September 30, 2023.

CATOOSA COUNTY, GEORGIA
NOTES TO BASIC FINANCIAL STATEMENTS
SEPTEMBER 30, 2023

(6) LONG-TERM DEBT (continued)

Governmental activities (continued)

Subscription Based Information Technology Arrangements (SBITAs) (continued)

Long-term SBITA obligations are summarized as follows:

	Principal Payments	Interest	Total Payments
For the year ending September 30, 2024	\$ 96,772	\$ 7,699	\$ 104,471
2025	113,628	4,634	118,262
2026	21,489	1,019	22,508
2027	8,003	356	8,359
2028	7,896	115	8,011
Total future payments	\$ 247,788	\$ 13,823	\$ 261,611

A summary of changes in long-term debt for governmental activities is as follows:

	Beginning Balance	Adjustments and Additions	Adjustments and Retirements	Ending Balance
Notes payable	\$ 850,764	\$ -	\$ -	\$ 850,764
Leases payable	123,490	41,858	(64,762)	100,586
SBITAs payable	-	340,218	(92,430)	247,788
Compensated absences	972,813	358,443	-	1,331,256
	\$ 1,947,067	\$ 740,519	\$ (157,192)	\$ 2,530,394

CATOOSA COUNTY, GEORGIA
NOTES TO BASIC FINANCIAL STATEMENTS
SEPTEMBER 30, 2023

(6) LONG-TERM DEBT (continued)
Governmental activities (continued)

Presentation of long-term debt of governmental activities in the government-wide statement of net position is as follows:

Due within one year		
Leases payable	\$	48,972
SBITAs payable		96,772
Compensated absences		<u>1,331,256</u>
		<u>1,477,000</u>
Due in more than one year		
Notes payable		850,764
Leases payable		51,614
SBITAs payable		<u>151,016</u>
		<u>1,053,394</u>
	<u>\$</u>	<u>2,530,394</u>

The resources of the general fund have been used in prior years to liquidate the balance of the compensated absences.

Business-type activities

As discussed in Note 14, the Solid Waste Management Authority has an estimated liability for postclosure care costs in the amount of \$7,668,147. The entire balance of this liability is considered long-term based on communication from the Georgia Environmental Protection Division. See Note 14 for further discussion.

A summary of changes in long-term debt for business-type activities is as follows:

	<u>Beginning Balance</u>	<u>Adjustments and Additions</u>	<u>Adjustments and Retirements</u>	<u>Ending Balance</u>
Landfill postclosure	<u>\$ 7,166,493</u>	<u>\$ 501,654</u>	<u>\$ -</u>	<u>\$ 7,668,147</u>

Presentation of long-term debt of business-type activities in the government-wide statement of net position presents the entire liability as long-term.

As further addressed in Note 14, it is anticipated that a portion of the landfill postclosure liability will be liquidated with general government resources.

CATOOSA COUNTY, GEORGIA
NOTES TO BASIC FINANCIAL STATEMENTS
SEPTEMBER 30, 2023

(6) LONG-TERM DEBT (continued)

Component unit

A summary of changes in long-term debt for component units is as follows:

	<u>Beginning Balance</u>	<u>Adjustments and Additions</u>	<u>Adjustments and Retirements</u>	<u>Ending Balance</u>
Compensated absences	\$ 64,093	\$ 12,042	\$ (594)	\$ 75,541
Leases payable	<u>-</u>	<u>3,914</u>	<u>-</u>	<u>3,914</u>
	<u>\$ 64,093</u>	<u>\$ 15,956</u>	<u>\$ (594)</u>	<u>\$ 79,455</u>

Presentation of long-term debt of component units is as follows:

Due within one year			
Compensated absences			\$ 7,554
Leases payable			1,312
Due in more than one year			
Leases payable			2,602
Compensated absences			<u>67,987</u>
			<u>\$ 79,455</u>

(7) TAXES

Property taxes are levied for the calendar year on October 20 and are delinquent after December 20 of each year. Property taxes attach as an enforceable lien on property as of the levy date.

The County is required by state law to reduce the property tax levy by the amount of local option sales tax collections for the previous calendar year.

(8) LESSOR ACTIVITIES

The County is the lessor of two leases for buildings utilized by a local hospital and a local nursing home. The County recognizes a lease receivable and a deferred inflow of resources in the government-wide and governmental fund financial statements.

At the commencement of the lease, the County initially measures the lease receivable at the present value of payments expected to be received during the lease term. Subsequently, the lease receivable is reduced by the principal portion of lease payments received. The deferred inflow of resources is initially measured as the initial amount of the lease receivable, adjusted for lease payments received at or before the lease commencement date. The deferred inflow of resources is recognized as revenue over the life of the lease term. The leases do not have a stated rate. The County used an incremental borrowing rate as published by BondWave for governments to

CATOOSA COUNTY, GEORGIA
NOTES TO BASIC FINANCIAL STATEMENTS
SEPTEMBER 30, 2023

(8) LESSOR ACTIVITIES (continued)

discount the lessor revenues to the net present value. For the year ended September 30, 2023, the County recognized \$1,782,884 in lease revenue and \$96,005 in interest revenue related to the leases. In addition, the County has a deferred inflow of resources of \$2,173,998 associated with these leases that will be recognized over the lease terms. The lease receivable in the accompanying government-wide and governmental fund financial statements includes \$5,719 related to interest receivable.

The County's schedule of future receipts included in the measurement of the lease receivables is as follows:

	Principal	Interest	Total
For the year ending September 30, 2024	\$ 1,666,228	\$ 47,330	\$ 1,713,558
2025	486,756	5,503	492,259
2026	56,079	693	56,772
	\$ 2,209,063	\$ 53,526	\$ 2,262,589

(9) EMPLOYEE RETIREMENT PLANS

Primary Government

As of April 1, 2020, the County maintains a defined contribution plan through the Georgia Municipal Employees Benefit System (GMEBS) covering all full-time employees with at least one year of service. The plan is a 457(b) plan for the contributions of all eligible employees combined with a 401(a) plan that allows the County to match contributions on behalf of the employees. The County makes basic contributions equal to 7% of each Participant's compensation. Employees are required to make contributions in the amount of 3%, and may further elect to contribute a percentage of their salary up to the limits set forth by the Internal Revenue Service. The County then matches those contributions 50% up to 6%. In addition, employees vest 100% after three years of qualifying service. At September 30, 2023, there were approximately 615 participants in the plan. Employee and employer contributions during the year ended September 30, 2023, were approximately \$1,398,421 and \$1,770,354, respectively. There were approximately \$300,000 in forfeitures at September 30, 2023. At September 30, 2023, the County had a liability of approximately \$93,000 related to employer retirement contributions. Plan provisions and contribution requirements are established and may be amended by the Catoosa County Board of Commissioners.

Catoosa County Development Authority

The Catoosa County Development Authority has no employees and, therefore, no pension plan.

Catoosa County Health Department

Employees' Retirement System of Georgia (ERS) is a cost-sharing multiple-employer defined benefit pension plan established by the Georgia General Assembly during the 1949 Legislative Session for the purpose of providing retirement allowances for employees of the State of Georgia and its political subdivisions. ERS is directed by a Board of Trustees. Title 47 of the O.C.G.A. assigns the authority to establish and amend the benefit provisions to the State Legislature. ERS issues a publicly available financial report that can be obtained at www.ers.ga.gov/financials. Complete pension disclosures are in the Health Department's separately issued financial statements. Summarized information to the plan is indicated below.

CATOOSA COUNTY, GEORGIA
NOTES TO BASIC FINANCIAL STATEMENTS
SEPTEMBER 30, 2023

(9) EMPLOYEE RETIREMENT PLANS (continued)

Catoosa County Health Department (continued)

At June 30, 2023, the Health Department reported a liability of \$1,299,162 for its proportionate share of the net pension liability. The net pension liability was measured as of June 30, 2022. The total pension liability used to calculate the net pension liability was based on an actuarial valuation of June 30, 2021. An expected total pension liability as of June 30, 2022 was determined using standard roll-forward techniques. The Health Department's proportion of the net pension liability was based on contributions to ERS during the fiscal year ended June 30, 2022. At June 30, 2022 the Employer's proportion was 0.019453% which was an increase of 0.001029% from its proportion measured as of June 30, 2021.

For the year ended June 30, 2023, the Health Department recognized pension expense of \$305,759. At June 30, 2023, the Health Department reported deferred outflows of resources and deferred inflows of resources related to pensions from the following sources:

	Deferred Outflows of Resources	Deferred Inflows of Resources
Differences between expected and actual experience	\$ 2,790	\$ 11,783
Changes of assumptions	230,939	-
Net difference between projected and actual earnings on pension plan investments	150,949	-
Changes in proportion and differences between employer contributions and proportionate share of contributions	410	21,937
Employer contributions subsequent to the measurement date	<u>201,341</u>	<u>-</u>
	<u>\$ 586,429</u>	<u>\$ 33,720</u>

Health Department contributions subsequent to the measurement date of \$201,341 are reported as deferred outflows of resources and will be recognized as a reduction of the net pension liability in the year ended June 30, 2024. Other amounts reported as deferred outflows of resources and deferred inflows of resources related to pensions will be recognized in pension expense as follows:

For the year ending June 30, 2024	\$	180,752
2025		50,765
2026		3,764
2027		116,087
2028		-
Thereafter		-

CATOOSA COUNTY, GEORGIA
NOTES TO BASIC FINANCIAL STATEMENTS
SEPTEMBER 30, 2023

(9) EMPLOYEE RETIREMENT PLANS (continued)

Catoosa County Health Department (continued)

The total pension liability as of June 30, 2022 was determined by an actuarial valuation as of June 30, 2021, using the following actuarial assumptions, applied to all periods included in the measurement:

Inflation	2.50%
Salary increases	3.00-6.75%, including inflation
Investment rate of return	7.00%, net of pension plan investment expense, including inflation

The following presents the Health Department’s proportionate share of the net pension liability calculated using the discount rate of 7.00%, as well as what the Health Department’s proportionate share of the net pension liability would be if it were calculated using a discount rate that is 1-percentage-point lower (6.00%) or 1-percentage-point higher (8.00%) than the current rate:

	1% Decrease (6.0%)	Current Discount Rate (7.0%)	1% Increase (8.0%)
Employer's proportionate share of the net pension liability	\$ 1,729,425	\$ 1,299,162	\$ 937,344

Detailed information about the pension plan’s fiduciary net position is available in the separately issued ERS financial report which is publicly available at www.ers.ga.gov/financials .

(10) OTHER POSTEMPLOYMENT BENEFITS

Catoosa County Health Department

State OPEB Plan

Employees of State organizations as defined in §45-18-25 of the Official Code of Georgia Annotated (O.C.G.A.) are provided OPEB through the State OPEB Fund – a cost sharing multiple-employer defined benefit postemployment healthcare plan, reported as an employee trust fund and administered by a Board of Community Health (Board). Title 45 of the O.C.G.A. assigns the authority to establish and amend the benefit terms of the group health plan to the Board. Complete OPEB disclosures are in the Health Department’s separately issued financial statements. Summarized information related to the plan is indicated below.

As established by the Board, the State OPEB Fund is substantially funded on a pay-as-you go basis; that is, annual cost of providing benefits will be financed in the same year as claims occur. Contributions to the State OPEB Fund from the Health Department were \$41,985 for the year ended June 30, 2023. Active employees are not required to contribute to the State OPEB fund.

CATOOSA COUNTY, GEORGIA
NOTES TO BASIC FINANCIAL STATEMENTS
SEPTEMBER 30, 2023

(10) OTHER POSTEMPLOYMENT BENEFITS (continued)

Catoosa County Health Department (continued)

State OPEB Plan (continued)

At June 30, 2023, the Health Department reported a liability of \$89,378 for its proportionate share of the net OPEB liability. The net OPEB liability was measured at June 30, 2022. The total OPEB liability used to calculate the net OPEB liability was based on actuarial valuation as of June 30, 2021. An expected total OPEB liability as of June 30, 2022 was determined using standard roll-forward techniques. The Health Department's proportion of the net OPEB liability was actuarially determined based on employer contributions during the fiscal year ended June 30, 2022. At June 30, 2022, the Health Department's proportion was 0.019892% which was a decrease of 0.000029% from its proportion measured as of June 30, 2021.

For the year ended June 30, 2023, the Health Department recognized OPEB expense of (\$ 104,367). At June 30, 2023, the Health Department reported deferred outflows of resources and deferred inflows of resources related to OPEB from the following sources:

	Deferred Outflows of Resources	Deferred Inflows of Resources
Differences between expected and actual experience	\$ 2,809	\$ 86,907
Changes of assumptions	1,597	11,001
Net difference between projected and actual earnings on OPEB plan investments	32,424	-
Changes in proportion and differences between employer contributions and proportionate share of contributions	11,636	7,842
Employer contributions subsequent to the measurement date	<u>41,985</u>	<u>-</u>
	<u>\$ 90,451</u>	<u>\$ 105,750</u>

Health Department contributions subsequent to the measurement date of \$41,985 are reported as deferred outflows of resources and will be recognized as a reduction of the net OPEB liability in the year ended June 30, 2024. Other amounts reported as deferred outflows of resources and deferred inflows of resources related to OPEB will be recognized in OPEB expense as follows:

For the year ending June 30, 2024	\$	(45,708)
2025		(20,079)
2026		(2,418)
2027		(10,921)
2028		-
Thereafter		-

CATOOSA COUNTY, GEORGIA
NOTES TO BASIC FINANCIAL STATEMENTS
SEPTEMBER 30, 2023

(10) OTHER POSTEMPLOYMENT BENEFITS (continued)

Catoosa County Health Department (continued)

State OPEB Plan (continued)

The total OPEB liability as of June 30, 2022 was determined by an actuarial valuation as of June 30, 2021 using the following actuarial assumptions and other inputs, applies to all periods included in the measurement and rolled forward to the measurement date of June 30, 2021:

Inflation	2.50%
Salary increases	3.00-6.75%, including inflation
Long-term expected rate of return	7.00%, compounded annually, net of investment expense, including inflation

The following presents the Health Department's proportionate share of the net OPEB liability calculated using the discount rate of 7.00% as well as what the Health Department's proportionate share of the net OPEB liability would be if it were calculated using a discount rate that is 1%-point lower (6.00%) or 1%-point higher (8.00%) than the current discount rate:

	1% Decrease (6.0%)	Current Discount Rate (7.0%)	1% Increase (8.0%)
Employer's proportionate share of the net OPEB liability	\$ 131,304	\$ 89,378	\$ 53,141

SEAD OPEB Plan

SEAD-OPEB was created in 2007 by the Georgia General Assembly to amend Title 47 of the O.C.G.A., relating to retirement, so as to establish a fund for the provision of term life insurance to retired and vested inactive members of the Employee's Retirement System of Georgia (ERS), the Legislative Retirement System (LRS), and the Georgia Judicial Retirement System (GJRS). The plan is a cost-sharing multiple-employer defined benefit other postemployment benefit plan as defined in Governmental Accounting Standards (GASB) Statement No. 74, Financial Reporting for Postemployment Benefit Plans other than OPEB Plans. The SEAD-OPEB trust fund accumulates the premiums received from the aforementioned retirement plans, including interest earned on deposits and investments of such payments. Complete OPEB disclosures are in the Health Department's separately issued financial statements. Summarized information related to the plan is indicated below.

At June 30, 2023, the Health Department reported a liability (asset) of (\$48,573) for its proportionate share of the net OPEB liability (asset). The net OPEB liability (asset) was measured at June 30, 2022. The total OPEB liability (asset) used to calculate the net OPEB liability (asset) was based on actuarial valuation as of June 30, 2021. An expected total OPEB liability (asset) as of June 30, 2022 was determined using standard roll-forward techniques. The Health Department's proportion of the net OPEB liability was based on actual member salaries reported to the SEAD-OPEB plan during the fiscal year ended June 30, 2022. At June 30, 2022, the Health Department's proportion was 0.013214%, which was an increase of 0.001172% from its proportion measured as of June 30, 2021.

CATOOSA COUNTY, GEORGIA
NOTES TO BASIC FINANCIAL STATEMENTS
SEPTEMBER 30, 2023

(10) OTHER POSTEMPLOYMENT BENEFITS (continued)

Catoosa County Health Department (continued)

SEAD OPEB Plan (continued)

For the year ended June 30, 2023, the Health Department recognized OPEB expense of (\$ 11,160). At June 30, 2023, the Health Department reported deferred outflows of resources and deferred inflows of resources related to OPEB from the following sources:

	<u>Deferred Outflows of Resources</u>	<u>Deferred Inflows of Resources</u>
Differences between expected and actual experience	\$ 223	\$ 15
Changes of assumptions	-	231
Net difference between projected and actual earnings on OPEB plan investments	10,125	-
Changes in proportion and differences between employer contributions and proportionate share of contributions	-	2,335
Employer contributions subsequent to the measurement date	-	-
	<u>\$ 10,348</u>	<u>\$ 2,581</u>

There are no contributions subsequent to the measurement date of the Health Department reported as deferred outflows of resources that will be recognized as a reduction of the net OPEB liability (asset) in the year ended June 30, 2024. Other amounts reported as deferred outflows of resources and deferred inflows of resources related to OPEB will be recognized in OPEB expense as follows:

For the year ending June 30, 2024	\$	(1,195)
2025		994
2026		379
2027		7,589
2028		-
Thereafter		-

The total OPEB liability as of June 30, 2022 was determined by an actuarial valuation as of June 30, 2021 using the following actuarial assumptions, applied to all periods included in the measurement:

Inflation	2.50%	
Salary increases	3.00-6.75%, including inflation	
Investment rate of return	7.00%, net of OPEB investment expense, including inflation	

The following presents the Health Department's proportionate share of the net OPEB liability (asset) calculated using the discount rate of 7.0%, as well as what the Health Department's proportionate share of the net OPEB liability (asset) would be if it were calculated using a discount rate that is 1%-point lower (6.0%) or 1%-point higher (8.0%) than the current discount rate:

CATOOSA COUNTY, GEORGIA
NOTES TO BASIC FINANCIAL STATEMENTS
SEPTEMBER 30, 2023

(10) OTHER POSTEMPLOYMENT BENEFITS (continued)
Catoosa County Health Department (continued)
SEAD OPEB Plan (continued)

	1% Decrease (6.0%)	Current Discount Rate (7.0%)	1% Increase (8.0%)
Employer's proportionate share of the net OPEB liability (asset)	\$ (31,353)	\$ (48,573)	\$ (62,675)

Detailed information about the OPEB plan's fiduciary net position is available in the separately issued ERS financial report which is publicly available at www.ers.ga.gov/financials.

(11) CONDUIT DEBT

The Catoosa County Development Authority has special limited obligations related to various projects that represent conduit debt obligations. Conduit debt obligations are limited-obligation bonds or similar instruments issued by a governmental unit to provide capital financing for a third party that is not part of the reporting entity. Debt proceeds are typically used to finance development of industry, hospital, or environmental facilities within the governmental unit's jurisdiction that are transferred to the third party by sale or lease. The governmental unit has no obligation for the debt beyond the resources received from the third party by sale or lease. The obligations issued by the Development Authority do not constitute an indebtedness or pledge of the faith and credit of the Development Authority or the County.

The Development Authority had an outstanding conduit debt obligation with Shaw Industries for 2021 Taxable Industries Revenue Bonds in the amount of \$24,736,974 at September 30, 2023.

(12) LITIGATION

The County is currently the defendant in certain legal actions which are being vigorously defended. It is the opinion of management and legal counsel that these proceedings will not have a material effect on the financial position of the County.

(13) COMMITMENTS

The County has construction and other capital commitments totaling \$8,9787,016. As of September 30, 2023, the remaining balance on these commitments totaled \$5,058,155.

CATOOSA COUNTY, GEORGIA
NOTES TO BASIC FINANCIAL STATEMENTS
SEPTEMBER 30, 2023

(14) LANDFILL CLOSURE AND POSTCLOSURE CARE COST (continued)

Catoosa County operates the S.R. 151 Municipal Solid Waste Landfill. This facility is permitted for operation by the Georgia Department of Natural Resources Environmental Protection Division, which specifies the requirements for its design, operation, closure and postclosure care. State and federal laws and regulations require the County to place a final cover on its landfill site when it stops accepting waste and to perform certain maintenance and monitoring functions at the site for thirty years after closure.

Site 1 ceased operation in July, 1998. The certificate of closure was issued, and the thirty year postclosure care period began on July 15, 2003. The current estimate of postclosure care cost is approximately \$127,589 per year for 17 years. A liability of \$2,169,014 represents 100% of the estimated postclosure care costs for Site 1. Site 2 ceased operation in October, 2004. The certificate of closure was issued on July 10, 2008, and the thirty year postclosure care period began approximately one year later. The current estimate of postclosure care cost is approximately \$239,092 per year for 23 years. A liability of \$5,499,134 represents 100% of the estimated postclosure care costs for Site 2.

The above estimates are based on what it would cost to perform postclosure care in 2023. Because of the potential for change due to inflation, technology, or laws and regulations, actual costs may be higher, when the costs are actually incurred. As directed by the Georgia Environmental Protection Division, the costs associated with the landfill postclosure are no longer being discounted and will continue to be based on the above mentioned years of postclosure care. The federal regulations governing postclosure financial assurance, which Georgia has adopted by reference, does not allow for the reduction in years.

The County has complied with Environmental Protection Agency rules regarding financial assurance relative to projected closure and postclosure care costs.

(15) RISK FINANCING ACTIVITIES

It is the policy of the County to purchase commercial insurance for the risks of losses to which it is exposed. These risks include general liability and property and casualty, with a \$25,000 deductible per claim. Settled claims have not exceeded commercial coverage in the past three fiscal years. The County paid \$12,500 for deductibles during the year ended September 30, 2021. The County paid \$11,619 for deductibles during the year ended September 30, 2022. The County paid \$16,215 for deductibles during the year ended September 30, 2023.

Pursuant to Title 34, Chapter 9, Article 5 of the Official Code of Georgia Annotated, Catoosa County became a member of the Association of County Commissioners of Georgia Workers' Compensation Self Insurance Fund. The effective date of membership was January 1, 1989. The liability of the fund to the employees of any employer (Catoosa County) is specifically limited to such obligations as are imposed by applicable state laws against the employer for workers' compensation and/or employer's liability.

As a member of the Fund, the County is jointly and severally liable for the liabilities of the Fund. The County pays an annual premium to the Fund, based on the estimated payrolls in various job classifications. Based on the overall incidence of claims during the year, the Fund either distributes a dividend if the claims history has been better than expected, or assesses additional premiums if the claims history has been much worse than expected. The County participates in these dividends or assessments on a pro-rata basis, based on the County's actual payrolls as a percentage of the total payrolls in the Fund.

CATOOSA COUNTY, GEORGIA
NOTES TO BASIC FINANCIAL STATEMENTS
SEPTEMBER 30, 2023

(15) RISK FINANCING ACTIVITIES (continued)

The Fund is to defend, in the name of and on behalf of the members, any suits or other proceedings which may at any time be instituted against them on account of injuries and demanding compensation thereto, although such suits, other proceedings, allegations or demands may be wholly groundless, false or fraudulent. The Fund is to pay all costs taxed against members in any legal proceeding defended by the members, all interest accruing after entry of judgment, and all expenses incurred for investigation, negotiation or defense.

(16) COMPENSATED ABSENCES

The County has a policy of compensated annual vacation/personal leave from 6 to 40 days based upon years of service. The leave is cumulative and vesting, to a maximum of 320 hours, and any unused leave is payable upon the employee's termination, resignation, retirement, death, or request.

The County has a policy of compensated sick leave of 48 hours per year. The leave is cumulative and vesting, to a maximum of 160 hours, and any unused leave is payable upon termination, resignation, retirement or death. Any unused leave may be payable, under specific circumstances, upon request of the employee.

An estimated liability, in the amount of \$1,331,256, for unpaid vacation and sick leave is recorded in the government-wide financial statements. There is no liability for business-type activities. None of the government activities liability is recorded in the fund financial statements, because any payments, even those which would be paid in the next twelve months, if susceptible to a reasonable estimate, are expected to be liquidated with future resources.

The Catoosa County Health Department provides for vacation and sick leave, with specific vesting options. Complete disclosures are in the Health Department's separately issued financial statements. An estimated liability, in the amount of \$75,541 for unpaid vacation and sick leave is reported in the component units and government-wide statements of net position.

(17) DEFICIT FUND EQUITY

At September 30, 2023, the Solid Waste Management Authority has a net position deficit in the amount of \$6,068,965, resulting primarily from the liability for landfill postclosure care costs.

As discussed in Note 14, the Authority has a liability of approximately \$7.6 million to fund the estimated postclosure care costs. Effective with the fiscal year ending September 30, 2012, the Solid Waste Management Authority placed equipment in service which generates electricity from the methane generated by the landfill. The anticipated revenue from the sale of electricity is expected to fund a portion of the liability for postclosure care costs. It is anticipated that the County general government will fund the remaining balance.

At September 30, 2023, the Emergency 911 Fund has a fund balance deficit in the amount of \$3,149 resulting primarily from the liability for accounts payable at year end.

At September 30, 2023, the State Grant for Library Fund has a fund balance deficit in the amount of \$2,441 resulting primarily from the liability for accounts payable at year end.

CATOOSA COUNTY, GEORGIA
NOTES TO BASIC FINANCIAL STATEMENTS
SEPTEMBER 30, 2023

(18) JOINT VENTURE

Under Georgia law, the County, in conjunction with other cities and counties in the fifteen county northwest Georgia area, is a member of the Northwest Georgia Regional Commission (RC) and is required to pay annual dues thereto. During the year ended September 30, 2023, the County paid approximately \$54,000 in such dues. Membership in a RC is required by the Official Code of Georgia Annotated (OCGA) Section 50-8-34, which provides for the organizational structure of the RC in Georgia. The RC Board membership includes the chief elected official of each county and municipality of the area. OCGA 50-8-39.1 provides that the member governments are liable for any debts or obligations of an RC.

Separate financial statements may be obtained from –
Northwest Georgia Regional Commission
P. O. Box 1798
Rome, Georgia 30162

(19) TAX ABATEMENTS

During the year ended September 30, 2018, the County implemented GASB Statement No. 77, *Tax Abatement Disclosures*. This Statement requires state and local governments to disclose tax abatement agreements entered into by other governments that reduce the reporting government's tax revenues. Catoosa County enters into property tax abatement agreements with local businesses for the purpose of attracting or retaining businesses within their jurisdictions. The abatements may be granted to any business located within or promising to relocate to Catoosa County.

For the fiscal year ended September 30, 2023, Catoosa County abated property taxes due to the County that were levied on August 31, 2022 and due on December 20, 2022 totaling \$62,464. Included in that amount abated, the following are individual tax abatement agreements that each exceeded 10.00% percent of the total amount abated:

- A property tax abatement to a local manufacturer of consumer goods for continued investment in operations and local employment. The abatement amounted to \$5,616.
- A property tax abatement to a local manufacturer of consumer goods for continued investment in operations and local employment. The abatement amounted to \$5,033.

(20) SUBSEQUENT EVENTS

Management has evaluated subsequent events through June 28, 2024, the date which these financial statements were available for issue.

REQUIRED SUPPLEMENTARY INFORMATION

GENERAL FUND

The general fund is used to account for resources traditionally associated with government which are not required legally or by sound financial management to be accounted for in another fund.

CATOOSA COUNTY, GEORGIA
GENERAL FUND
SCHEDULE OF REVENUES, EXPENDITURES AND
CHANGES IN FUND BALANCES
BUDGET AND ACTUAL
YEAR ENDED SEPTEMBER 30, 2023

	<u>Budget</u>		<u>Actual</u>	<u>Variance with Final Budget</u>
	<u>Original</u>	<u>Final</u>		
TAXES				
Property taxes				
Real property	\$ 15,212,040	14,895,878	\$ 14,895,880	\$ 2
Motor vehicle	149,684	148,091	148,092	1
MV title ad valorem tax	3,600,000	3,894,089	3,894,090	1
Alternative ad valorem tax	21,000	28,733	28,733	-
Mobile home ad valorem	84,797	90,474	90,474	-
Railroad ad valorem	5,200	-	-	-
Heavy duty equipment	8,000	976	977	1
Timber	1,000	642	642	-
Penalties and interest	175,000	238,191	238,192	1
	<u>19,256,721</u>	<u>19,297,074</u>	<u>19,297,080</u>	<u>6</u>
Other taxes				
Intangible recording	400,000	474,508	474,509	1
Malt beverage	260,000	247,751	247,751	-
Local option sales tax	9,600,000	11,410,875	11,410,875	-
Insurance premium tax	4,090,083	4,090,083	4,144,221	54,138
Financial institutions	75,000	99,254	99,254	-
	<u>14,425,083</u>	<u>16,322,471</u>	<u>16,376,610</u>	<u>54,139</u>
	<u>33,681,804</u>	<u>35,619,545</u>	<u>35,673,690</u>	<u>54,145</u>
LICENSES AND FRANCHISES				
Malt beverage licenses	30,000	38,816	38,817	1
Business licenses	28,000	28,000	33,640	5,640
Other licenses	-	-	3,200	3,200
Cable television franchises	325,000	298,136	298,137	1
	<u>383,000</u>	<u>364,952</u>	<u>373,794</u>	<u>8,842</u>
CHARGES FOR CURRENT SERVICES				
Recreation fees	315,500	353,657	353,659	2
Zoning fees	70,000	65,100	65,100	-
Inspection fees	472,000	580,283	580,285	2
	<u>857,500</u>	<u>999,040</u>	<u>999,044</u>	<u>4</u>
INTERGOVERNMENTAL				
Real estate transfer tax	150,000	175,077	175,078	1
	<u>150,000</u>	<u>175,077</u>	<u>175,078</u>	<u>1</u>

CATOOSA COUNTY, GEORGIA
GENERAL FUND
SCHEDULE OF REVENUES, EXPENDITURES AND
CHANGES IN FUND BALANCES
BUDGET AND ACTUAL
YEAR ENDED SEPTEMBER 30, 2023

	<u>Budget</u>		<u>Actual</u>	<u>Variance</u>
	<u>Original</u>	<u>Final</u>		<u>with Final</u>
				<u>Budget</u>
OTHER REVENUE				
Federal financial assistance				
Transportation assistance	\$ 388,000	\$ 434,703	\$ 434,703	\$ -
Federal payments in lieu of taxes	486,000	628,464	628,465	1
Salary reimbursement	45,000	45,000	1,131,563	1,086,563
Public defender fees	-	-	350	350
LMJC public defender reimbursements	-	-	459,996	459,996
	<u>919,000</u>	<u>1,108,167</u>	<u>2,655,077</u>	<u>1,546,910</u>
	<u>1,069,000</u>	<u>1,283,244</u>	<u>2,830,155</u>	<u>1,546,911</u>
FINES, FEES AND FORFEITURES				
Magistrate Court	110,000	150,000	159,062	9,062
Juvenile Court	1,000	1,000	1,725	725
Clerk of Courts	550,000	380,000	387,675	7,675
Probate Judge	170,000	170,000	183,346	13,346
State Court	1,152,000	1,252,000	1,262,489	10,489
Tax Commissioner	955,600	990,504	1,001,871	11,367
Sheriff	1,006,000	1,006,000	1,025,340	19,340
	<u>3,944,600</u>	<u>3,949,504</u>	<u>4,021,508</u>	<u>72,004</u>
INVESTMENT EARNINGS/EXPENSE				
Interest	<u>80,000</u>	<u>1,197,071</u>	<u>1,356,072</u>	<u>159,001</u>
OTHER				
Animal control fees	30,000	30,000	37,141	7,141
Theater admissions	125,000	81,065	81,065	-
Building rentals	223,000	240,505	240,505	-
Election fees	-	-	1,500	1,500
Prisoner reimbursements	163,000	163,000	227,151	64,151
Library fees	15,000	19,091	19,094	3
Donations	4,000	80,229	83,479	3,250
Fire service contract	1,086,255	1,078,873	1,143,921	65,048
Other income	3,100	34,317	43,576	9,259
	<u>1,649,355</u>	<u>1,727,080</u>	<u>1,877,432</u>	<u>150,352</u>
	<u>41,665,259</u>	<u>45,140,436</u>	<u>47,131,695</u>	<u>1,991,259</u>

CATOOSA COUNTY, GEORGIA
GENERAL FUND
SCHEDULE OF REVENUES, EXPENDITURES AND
CHANGES IN FUND BALANCES
BUDGET AND ACTUAL
YEAR ENDED SEPTEMBER 30, 2023

	<u>Budget</u>		<u>Actual</u>	<u>Variance</u>
	<u>Original</u>	<u>Final</u>		<u>with Final</u>
				<u>Budget</u>
EXPENDITURES				
Judicial				
Magistrate Court	\$ 741,870	\$ 642,923	\$ 642,916	\$ 7
Superior Court	341,048	284,496	284,489	7
Juvenile Court	555,653	535,209	535,200	9
Clerk of Court	1,049,676	1,015,441	1,015,432	9
State Court	257,452	240,588	240,582	6
State Court Solicitor	248,647	251,256	251,250	6
Probate Judge	514,811	491,327	491,319	8
Public Defender	405,299	378,572	378,569	3
Public Defender - LMJC	-	440,919	440,916	3
District Attorney	727,274	1,667,206	1,667,192	14
	<u>4,841,730</u>	<u>5,947,937</u>	<u>5,947,865</u>	<u>72</u>
Total judicial				
General Government				
Board of Commissioners	573,069	646,295	646,280	15
County manager	274,430	271,414	271,403	11
County attorney	180,000	174,030	174,029	1
Finance	536,290	542,967	542,958	9
Finance administration	145,931	140,025	140,021	4
Purchasing	167,326	142,335	142,328	7
Information systems	246,564	225,817	225,805	12
Tax Commissioner	1,394,141	1,359,240	1,359,228	12
Tax Assessor	730,155	609,153	609,141	12
Elections	599,694	530,976	530,968	8
Malt Beverage Board	1,650	2,730	2,729	1
Public buildings	1,164,004	1,175,231	1,175,222	9
Other agencies	81,500	75,268	75,268	-
Risk management	137,027	165,017	165,014	3
Contingencies	366,980	-	-	-
Geographic information system	40,550	41,220	41,218	2
Hutcheson maintenance	205,629	6	-	6
Public information	64,971	50,871	50,864	7
Human resources	349,720	322,527	322,520	7
	<u>7,259,631</u>	<u>6,475,122</u>	<u>6,474,996</u>	<u>126</u>
Total general government				
Public Safety				
Sheriff	7,258,596	7,219,575	7,219,558	17
Jail operations	4,897,344	4,751,184	4,751,172	12
Coroner	99,158	80,730	80,722	8
Animal control	464,893	418,933	418,921	12
Emergency management	131,285	117,569	117,561	8
North GA Animal Alliance	6,000	6,000	6,000	-
Ambulance service	293,244	294,992	294,990	2
Fire service	7,122,763	6,843,866	6,828,076	15,790
	<u>20,273,283</u>	<u>19,732,849</u>	<u>19,717,000</u>	<u>15,849</u>
Total public safety				

CATOOSA COUNTY, GEORGIA
GENERAL FUND
SCHEDULE OF REVENUES, EXPENDITURES AND
CHANGES IN FUND BALANCES
BUDGET AND ACTUAL
YEAR ENDED SEPTEMBER 30, 2023

	<u>Budget</u>		<u>Actual</u>	<u>Variance with Final Budget</u>
	<u>Original</u>	<u>Final</u>		
Public Works				
Roads and bridges	\$ 3,104,589	\$ 2,549,982	\$ 2,348,452	\$ 201,530
Public works administration	274,827	236,292	236,287	5
Total public works	<u>3,379,416</u>	<u>2,786,274</u>	<u>2,584,739</u>	<u>201,535</u>
Health and Welfare				
Public health	41,070	71,800	71,800	-
Public welfare	125,500	114,985	114,985	-
Senior Center	98,985	114,998	114,990	8
Public transportation	747,248	715,494	715,483	11
Total health and welfare	<u>1,012,803</u>	<u>1,017,277</u>	<u>1,017,258</u>	<u>19</u>
Housing and Development				
Planning and zoning	553,090	515,820	515,807	13
Economic development	154,400	120,458	120,454	4
Agriculture Extension Service	171,389	118,970	118,963	7
Internship program	23,344	2,427	2,423	4
Adult Literacy Center	150,805	121,937	121,933	4
Building inspection	359,052	312,493	312,485	8
Total housing and development	<u>1,412,080</u>	<u>1,192,105</u>	<u>1,192,065</u>	<u>40</u>
Culture and Recreation				
Libraries	678,685	649,259	649,251	8
General recreation	1,280,939	1,248,842	1,248,828	14
Jack Mattox Recreation Park	126,850	152,422	152,419	3
Boynton Stephens Park	27,700	21,728	21,726	2
RYSA Poplar Springs Ball Field	27,700	23,921	23,918	3
McConnell Park	2,600	2,817	2,815	2
Lynhurst canoe launch	4,000	-	-	-
Elsie Holmes Nature Park	14,202	6,434	6,433	1
Ringgold soccer field	6,200	6,425	6,424	1
Amphitheater	64,500	48,210	48,207	3
Colonnade/Civic Center	618,313	492,374	492,364	10
Total culture and recreation	<u>2,851,689</u>	<u>2,652,432</u>	<u>2,652,385</u>	<u>47</u>
Debt Service				
Principal	-	136,989	136,982	7
Interest	-	1,230	1,229	1
Total debt service	<u>-</u>	<u>138,219</u>	<u>138,211</u>	<u>8</u>
Total expenditures	<u>41,030,632</u>	<u>39,942,215</u>	<u>39,724,519</u>	<u>217,696</u>

**CATOOSA COUNTY, GEORGIA
GENERAL FUND
SCHEDULE OF REVENUES, EXPENDITURES AND
CHANGES IN FUND BALANCES
BUDGET AND ACTUAL
YEAR ENDED SEPTEMBER 30, 2023**

	<u>Budget</u>		<u>Actual</u>	<u>Variance with Final Budget</u>
	<u>Original</u>	<u>Final</u>		
EXCESS OF REVENUES OVER EXPENDITURES	\$ 634,627	\$ 5,198,221	\$ 7,407,176	\$ 2,208,955
OTHER FINANCING SOURCES (USES)				
Proceeds from sale of assets	20,000	63,733	63,734	1
Insurance proceeds	-	13,912	13,912	-
Proceeds from lease transactions	-	-	41,858	41,858
Subscription-based IT arrangements	-	61,506	301,032	239,526
Transfers from other funds	-	1,930,801	1,930,801	-
Transfers to other funds	(654,627)	(7,268,173)	(7,255,746)	12,427
	<u>(634,627)</u>	<u>(5,198,221)</u>	<u>(4,904,409)</u>	<u>293,812</u>
EXCESS (DEFICIENCY) OF REVENUES AND OTHER SOURCES OVER EXPEN- DITURES AND OTHER USES	-	-	2,502,767	2,502,767
FUND BALANCES				
Beginning	<u>23,809,016</u>	<u>23,809,016</u>	<u>23,809,016</u>	<u>-</u>
Ending	<u>\$ 23,809,016</u>	<u>\$ 23,809,016</u>	<u>\$ 26,311,783</u>	<u>\$ 2,502,767</u>

NOTES TO REQUIRED SUPPLEMENTARY INFORMATION

The budget is prepared on the same basis as the expenditures are presented, therefore no reconciliation between the budget basis and the basis under generally accepted accounting principles is required.

**CATOOSA COUNTY, GEORGIA
PUBLIC FACILITIES AUTHORITY
SCHEDULE OF REVENUES, EXPENDITURES AND
CHANGES IN FUND BALANCES
BUDGET AND ACTUAL
YEAR ENDED SEPTEMBER 30, 2023**

	<u>Budget</u>		<u>Actual</u>	<u>Variance</u>
	<u>Original</u>	<u>Final</u>		<u>with Final</u>
				<u>Budget</u>
REVENUE				
Rental income	\$ -	\$ 1,782,884	\$ 1,782,884	\$ -
Investment earnings	-	60,908	100,831	39,923
Total revenue	-	1,843,792	1,883,715	39,923
EXPENDITURES				
General government	-	1,843,792	1,843,792	-
Total expenditures	-	1,843,792	1,843,792	-
EXCESS (DEFICIENCY) OF				
REVENUES OVER EXPENDITURES				
	-	-	39,923	39,923
FUND BALANCES				
Beginning	-	-	-	-
Ending	\$ -	\$ -	\$ 39,923	\$ 39,923

NOTES TO REQUIRED SUPPLEMENTARY INFORMATION

The budget is prepared on the same basis as the expenditures are presented, therefore no reconciliation between the budget basis and the basis under generally accepted accounting principles is required.

CATOOSA COUNTY, GEORGIA
AMERICAN RESCUE PLAN
SCHEDULE OF REVENUES, EXPENDITURES AND
CHANGES IN FUND BALANCES
BUDGET AND ACTUAL
YEAR ENDED SEPTEMBER 30, 2023

	<u>Budget</u>		<u>Actual</u>	<u>Variance with Final Budget</u>
	<u>Original</u>	<u>Final</u>		
REVENUE				
Intergovernmental	-	3,439,940	3,439,940	-
Total revenue	-	3,439,940	3,439,940	-
EXPENDITURES				
Judicial	-	43,605	43,605	-
Capital outlay	-	1,465,534	1,465,534	-
Total expenditures	-	1,509,139	1,509,139	-
EXCESS OF REVENUES OVER EXPENDITURES				
	-	1,930,801	1,930,801	-
OTHER FINANCING SOURCES				
Transfers to other funds	-	(1,930,801)	(1,930,801)	-
EXCESS OF REVENUES AND OTHER SOURCES OVER EXPENDITURES				
	-	-	-	-
FUND BALANCES				
Beginning	-	-	-	-
Ending	<u>\$ -</u>	<u>\$ -</u>	<u>\$ -</u>	<u>\$ -</u>

NOTES TO REQUIRED SUPPLEMENTARY INFORMATION

The budget is prepared on the same basis as the expenditures are presented, therefore no reconciliation between the budget basis and the basis under generally accepted accounting principles is required.

CATOOSA COUNTY, GEORGIA
CATOOSA COUNTY HEALTH DEPARTMENT (COMPONENT UNIT)
SCHEDULE OF PROPORTIONATE SHARE OF THE NET PENSION LIABILITY
YEAR ENDED JUNE 30, 2023

	<u>2023</u>	<u>2022</u>	<u>2021</u>	<u>2020</u>	<u>2019</u>	<u>2018</u>	<u>2017</u>	<u>2016</u>	<u>2015</u>
Proportion of the net pension liability	0.019453%	0.020482%	0.020422%	0.089690%	0.023260%	0.023014%	0.028275%	0.031093%	0.032040%
Proportionate share of the net pension liability	\$ 1,299,162	\$ 479,054	\$ 860,779	\$ 782,762	\$ 956,226	\$ 934,676	\$ 1,337,526	\$ 1,259,701	\$ 1,201,698
Covered-employee payroll	\$ 770,696	\$ 586,702	\$ 572,092	\$ 568,834	\$ 535,318	\$ 653,665	\$ 624,912	\$ 701,744	\$ 771,628
Proportionate share of the net pension liability as a % of its covered-employee payroll	168.57%	81.65%	150.46%	137.61%	178.63%	142.99%	214.03%	179.51%	155.74%
Plan fiduciary net position as a % of the total pension liability	67.44%	87.62%	76.21%	76.74%	76.68%	76.33%	72.34%	76.20%	77.99%

Note: Schedule is intended to show information for the last 10 fiscal years. Additional years will be displayed as they become available.

CATOOSA COUNTY, GEORGIA
CATOOSA COUNTY HEALTH DEPARTMENT (COMPONENT UNIT)
SCHEDULE OF CONTRIBUTIONS
YEAR ENDED JUNE 30, 2023

	<u>2023</u>	<u>2022</u>	<u>2021</u>	<u>2020</u>	<u>2019</u>	<u>2018</u>	<u>2017</u>	<u>2016</u>	<u>2015</u>
Contractually required contributions	\$ 117,298	\$ 121,072	\$ 126,976	\$ 118,483	\$ 147,191	\$ 140,056	\$ 162,517	\$ 156,113	\$ 133,178
Contribution in relation to the contractually required contribution	<u>117,298</u>	<u>121,072</u>	<u>126,976</u>	<u>118,483</u>	<u>147,191</u>	<u>140,056</u>	<u>162,517</u>	<u>156,113</u>	<u>133,178</u>
Contribution deficiency (excess)	<u>\$ -</u>	<u>\$ -</u>	<u>\$ -</u>	<u>\$ -</u>	<u>\$ -</u>	<u>\$ -</u>	<u>\$ -</u>	<u>\$ -</u>	<u>\$ -</u>
Covered-employee payroll	\$ 770,696	\$ 586,702	\$ 572,092	\$ 568,834	\$ 535,318	\$ 653,665	\$ 624,912	\$ 701,744	\$ 771,628
Contributions as a % of covered-employee payroll	15.22%	20.64%	22.20%	20.83%	27.50%	21.43%	26.01%	22.25%	17.26%

Note: Schedule is intended to show information for the last 10 fiscal years. Additional years will be displayed as they become available.

CATOOSA COUNTY, GEORGIA
CATOOSA COUNTY HEALTH DEPARTMENT (COMPONENT UNIT)
NOTES TO REQUIRED SUPPLEMENTARY INFORMATION
EMPLOYEES' RETIREMENT SYSTEM
JUNE 30, 2023

Changes in assumptions: On December 17, 2015, the Board adopted recommended changes to the economic and demographic assumptions utilized by the System. Primarily among the changes were the updates to rates of mortality, retirement, disability, withdrawal and salary increases.

On March 15, 2018 the Board adopted a new funding policy. Because of this new funding policy, the assumed investment rate of return was reduced from 7.5% to 7.4% for June 30, 2017 actuarial valuation. In addition, based on the Board's new funding policy, the assumed rate of return was further reduced by 0.10% from 7.4% to 7.3% as of the June 30, 2018 actuarial valuation.

On December 17, 2020, the Board adopted recommended changes to the economic and demographic assumptions utilized by the System based on the experience study prepared for the five-year period ending June 30, 2019. Primary among the changes were the updates to rates of mortality, retirement, withdrawal, and salary increases. This also included a change to the long-term assumed investment rate of return to 7.00%. These assumption changes are reflected in the calculation of the June 30, 2021 total pension liability.

On April 21, 2022, the Board adopted a new funding policy which, in part, provides that the Actuarial Accrued Liability and Normal Cost of the System will include a prefunded variable Cost-of-Living Adjustment (COLA) for eligible retirees and beneficiaries of the System. Under the new policy, future COLAs are provided through a profit-sharing mechanism using the System's asset performance. After studying the parameters of this new policy, the assumption for future COLAs was set at 1.05%. Previously, no future COLAs were assumed. In addition, the funding policy set the assumed rate of return at 7.20% for the June 30, 2021 valuation and established a new Transitional Unfunded Actuarial Accrued Liability as of June 30, 2021 which will be amortized over a closed 20-year period.

CATOOSA COUNTY, GEORGIA
CATOOSA COUNTY HEALTH DEPARTMENT (COMPONENT UNIT)
SCHEDULE OF PROPORTIONATE SHARE OF THE NET OPEB LIABILITY
STATE OPEB FUND
YEAR ENDED JUNE 30, 2023

	<u>2023</u>	<u>2022</u>	<u>2021</u>	<u>2020</u>	<u>2019</u>	<u>2018</u>
Proportion of the OPEB liability	0.019892%	0.019921%	0.019126%	0.018806%	0.021404%	0.022656%
Proportionate share of the net OPEB liability	\$ 89,378	\$ 54,754	\$ 215,244	\$ 233,442	\$ 559,840	\$ 923,052
Covered-employee payroll	\$ 770,696	\$ 586,702	\$ 572,092	\$ 568,834	\$ 535,318	\$ 653,665
Proportionate share of the net OPEB liability as a % of its covered-employee payroll	11.60%	9.33%	37.62%	41.04%	104.58%	141.21%
Plan fiduciary net position as a % of the total OPEB liability	80.03%	87.58%	59.71%	56.57%	31.48%	17.34%

Note: Schedule is intended to show information for the last 10 fiscal years. Additional years will be displayed as they become available.

CATOOSA COUNTY, GEORGIA
CATOOSA COUNTY HEALTH DEPARTMENT (COMPONENT UNIT)
SCHEDULE OF CONTRIBUTIONS - STATE OPEB FUND
YEAR ENDED JUNE 30, 2023

	<u>2023</u>	<u>2022</u>	<u>2021</u>	<u>2020</u>	<u>2019</u>	<u>2018</u>
Contractually required contributions	\$ 32,164	\$ 30,222	\$ 28,782	\$ 100,550	\$ 107,357	\$ 112,874
Contribution in relation to the contractually required contribution	<u>32,164</u>	<u>30,222</u>	<u>28,782</u>	<u>100,550</u>	<u>107,357</u>	<u>112,874</u>
Contribution deficiency (excess)	<u>\$ -</u>	<u>\$ -</u>	<u>\$ -</u>	<u>\$ -</u>	<u>\$ -</u>	<u>\$ -</u>
Covered-employee payroll	\$ 770,696	\$ 586,702	\$ 572,092	\$ 568,834	\$ 535,318	\$ 653,665
Contributions as a % of covered-employee payroll	4.17%	5.15%	5.03%	17.68%	20.05%	17.27%

Note: Schedule is intended to show information for the last 10 fiscal years. Additional years will be displayed as they become available.

CATOOSA COUNTY, GEORGIA
CATOOSA COUNTY HEALTH DEPARTMENT (COMPONENT UNIT)
SCHEDULE OF PROPORTIONATE SHARE OF THE NET OPEB LIABILITY
SEAD OPEB FUND
YEAR ENDED JUNE 30, 2023

	<u>2023</u>	<u>2022</u>	<u>2021</u>	<u>2020</u>	<u>2019</u>	<u>2018</u>
Proportion of the OPEB liability	0.013214%	0.012042%	0.010772%	0.011374%	0.013096%	0.016295%
Proportionate share of the net OPEB liability	\$ (48,573)	\$ (74,158)	\$ (30,594)	\$ (32,162)	\$ (35,444)	\$ (42,352)
Covered-employee payroll	\$ 135,347	\$ 130,536	\$ 128,354	\$ 145,072	\$ 181,301	\$ 237,292
Proportionate share of the net OPEB liability as a % of its covered-employee payroll	-35.89%	-56.81%	-23.84%	-22.17%	-19.55%	-17.85%
Plan fiduciary net position as a % of the total OPEB liability	138.03%	164.76%	129.20%	129.73%	129.46%	130.17%

Note: Schedule is intended to show information for the last 10 fiscal years. Additional years will be displayed as they become available.

CATOOSA COUNTY, GEORGIA
CATOOSA COUNTY HEALTH DEPARTMENT (COMPONENT UNIT)
SCHEDULE OF CONTRIBUTIONS - SEAD OPEB FUND
YEAR ENDED JUNE 30, 2023

	<u>2023</u>	<u>2022</u>	<u>2021</u>	<u>2020</u>	<u>2019</u>	<u>2018</u>
Contractually required contributions	\$ -	\$ -	\$ -	\$ -	\$ -	\$ -
Contribution in relation to the contractually required contribution	<u>-</u>	<u>-</u>	<u>-</u>	<u>-</u>	<u>-</u>	<u>-</u>
Contribution deficiency (excess)	<u>\$ -</u>	<u>\$ -</u>	<u>\$ -</u>	<u>\$ -</u>	<u>\$ -</u>	<u>\$ -</u>
Covered-employee payroll	\$ 135,347	\$ 130,536	\$ 128,354	\$ 145,072	\$ 181,301	\$ 237,292
Contributions as a % of covered- employee payroll	0.00%	0.00%	0.00%	0.00%	0.00%	0.00%

Note: Schedule is intended to show information for the last 10 fiscal years. Additional years will be displayed as they become available.

CATOOSA COUNTY, GEORGIA
CATOOSA COUNTY HEALTH DEPARTMENT (COMPONENT UNIT)
NOTES TO REQUIRED SUPPLEMENTAY INFORMATION
OPEB FUNDS
JUNE 30, 2023

(1) STATE OPEB FUND

Changes of benefit terms: There have been no changes in the benefit terms.

Changes in assumptions: The June 30, 2019 actuarial valuation lowered the inflation assumption from 2.75% to 2.50% in anticipation of the upcoming ERS Experience Study.

The June 30, 2020 actuarial valuation: decremental assumptions were changed to reflect the Employees Retirement Systems experience study.

The discount rate was updated from 3.09% as of June 30, 2016 to 3.60% as of June 30, 2017 to 5.22% as of June 30, 2018, to 7.30% as of June 30, 2019 and 7.06% as of June 30, 2020; and to 7.00% as of June 30, 2021.

(2) SEAD OPEB PLAN

Changes of assumptions: On December 17, 2015, the Board adopted recommended changes to the economic and demographic assumptions utilized by the System. Primarily among the changes were the updates to rates of mortality, retirement, disability, withdrawal and salary increases.

On March 15, 2018 the Board adopted a new funding policy. Because of this new funding policy, the assumed investment rate of return was reduced from 7.5% to 7.4% for June 30, 2017 actuarial valuation. In addition, based on the Board's new funding policy, the assumed rate of return was further reduced by 0.10% from 7.4% to 7.3% as of the June 30, 2018 actuarial valuation.

On December 17, 2020, the Board adopted recommended changes to the economic and demographic assumptions utilized by the Systems based on the experience study prepared for the five-year period ending June 30, 2019. Primary among the changes were the updates to rates of mortality, retirement, withdrawal, and salary increases. This also included a change to the long-term assumed investment rate of return to 7.00%. These assumption changes are reflected in the calculation of the June 30, 2021 total OPEB liability (asset).

OTHER SUPPLEMENTARY INFORMATION

**COMBINING FINANCIAL STATEMENTS
NONMAJOR GOVERNMENTAL FUNDS**

CATOOSA COUNTY, GEORGIA
NONMAJOR GOVERNMENTAL FUNDS
COMBINING BALANCE SHEET
SEPTEMBER 30, 2023

	<u>Special Revenue Funds Total</u>	<u>Capital Projects Funds Total</u>	<u>Total Nonmajor Governmental Funds</u>
ASSETS			
Cash and cash equivalents	\$ 453,264	\$ -	\$ 453,264
Due from other funds	1,023,980	9,475,939	10,499,919
Land held for investment	<u>2,331,906</u>	<u>-</u>	<u>2,331,906</u>
Total assets	<u>\$ 3,809,150</u>	<u>\$ 9,475,939</u>	<u>\$ 13,285,089</u>
LIABILITIES			
Accounts payable	\$ 15,946	\$ 107,715	\$ 123,661
Due to other funds	<u>8,571</u>	<u>-</u>	<u>8,571</u>
Total liabilities	<u>\$ 24,517</u>	<u>\$ 107,715</u>	<u>\$ 132,232</u>
DEFERRED INFLOWS OF RESOURCES			
Deferred revenue	<u>\$ 360,260</u>	<u>\$ 60,756</u>	<u>\$ 421,016</u>
Total deferred inflows of resources	<u>\$ 360,260</u>	<u>\$ 60,756</u>	<u>\$ 421,016</u>
FUND BALANCES			
Restricted	\$ 3,429,963	\$ 9,307,468	\$ 12,737,431
Unassigned	<u>(5,590)</u>	<u>-</u>	<u>(5,590)</u>
Total fund balances	<u>\$ 3,424,373</u>	<u>\$ 9,307,468</u>	<u>\$ 12,731,841</u>

CATOOSA COUNTY, GEORGIA
NONMAJOR GOVERNMENTAL FUNDS
COMBINING STATEMENT OF REVENUES, EXPENDITURES
AND CHANGES IN FUND BALANCES
YEAR ENDED SEPTEMBER 30, 2023

	Special Revenue Funds Total	Capital Projects Funds Total	Total Nonmajor Governmental Funds
REVENUES			
Charges for services	\$ 1,455,974	\$ -	\$ 1,455,974
Intergovernmental	535,019	136,104	671,123
Fines, fees and forfeitures	325,783	-	325,783
Rental income	3,000	-	3,000
Other	10,963	4,614	15,577
Interest	869	-	869
	<u>2,331,608</u>	<u>140,718</u>	<u>2,472,326</u>
Total revenues			
EXPENDITURES			
Current			
Judicial	250,994	61,205	312,199
General government	9,985	425,941	435,926
Public safety	2,021,894	82,929	2,104,823
Public works	-	265,353	265,353
Health and welfare	77,345	-	77,345
Housing and development	3,376	-	3,376
Culture and recreation	260,158	24,399	284,557
Capital outlay	391,995	1,588,365	1,980,360
Debt service			
Principal	1,132	-	1,132
Interest	99	-	99
	<u>3,016,978</u>	<u>2,448,192</u>	<u>5,465,170</u>
Total expenditures			
EXCESS (DEFICIENCY) OF REVENUES OVER EXPENDITURES	(685,370)	(2,307,474)	(2,992,844)
OTHER FINANCING SOURCES (USES)			
Proceeds from sale of land held for investment	85,949	-	85,949
Subscription-based IT arrangements	39,186	-	39,186
Transfer from other governments	6,599	-	6,599
Transfer from other funds	628,310	3,971,966	4,600,276
	<u>760,044</u>	<u>3,971,966</u>	<u>4,732,010</u>
EXCESS (DEFICIENCY) OF REVENUES AND OTHER SOURCES OVER EXPENDITURES	74,674	1,664,492	1,739,166
FUND BALANCES			
Beginning	<u>3,349,699</u>	<u>7,642,976</u>	<u>10,992,675</u>
Ending	<u>\$ 3,424,373</u>	<u>\$ 9,307,468</u>	<u>\$ 12,731,841</u>

**CATOOSA COUNTY, GEORGIA
NONMAJOR GOVERNMENTAL
SPECIAL REVENUE FUNDS
COMBINING BALANCE SHEET
SEPTEMBER 30, 2023**

	<u>Confiscated Assets</u>	<u>DA Forfeiture</u>	<u>JCSA</u>	<u>DATE Program</u>	<u>Juvenile Supervision</u>	<u>Victim's Assistance</u>	<u>Law Library</u>
ASSETS							
Cash and cash equivalents	\$ 17,091	\$ -	\$ -	\$ -	\$ -	\$ -	\$ 8,617
Due from other funds	115,928	67,725	25,291	437,163	2,647	7,600	-
Land held for investment	<u>-</u>	<u>-</u>	<u>-</u>	<u>-</u>	<u>-</u>	<u>-</u>	<u>-</u>
Total assets	<u>\$ 133,019</u>	<u>\$ 67,725</u>	<u>\$ 25,291</u>	<u>\$ 437,163</u>	<u>\$ 2,647</u>	<u>\$ 7,600</u>	<u>\$ 8,617</u>
LIABILITIES							
Accounts payable	\$ -	\$ -	\$ 2,728	\$ -	\$ -	\$ -	\$ 262
Due to other funds	<u>-</u>	<u>-</u>	<u>-</u>	<u>-</u>	<u>-</u>	<u>-</u>	<u>894</u>
Total liabilities	<u>\$ -</u>	<u>\$ -</u>	<u>\$ 2,728</u>	<u>\$ -</u>	<u>\$ -</u>	<u>\$ -</u>	<u>\$ 1,156</u>
DEFERRED INFLOWS OF RESOURCES							
Deferred revenue	<u>\$ -</u>	<u>\$ -</u>	<u>\$ -</u>	<u>\$ -</u>	<u>\$ -</u>	<u>\$ -</u>	<u>\$ -</u>
Total deferred inflows of resources	<u>\$ -</u>	<u>\$ -</u>	<u>\$ -</u>	<u>\$ -</u>	<u>\$ -</u>	<u>\$ -</u>	<u>\$ -</u>
FUND BALANCES							
Restricted	\$ 133,019	\$ 67,725	\$ 22,563	\$ 437,163	\$ 2,647	\$ 7,600	\$ 7,461
Unassigned	<u>-</u>	<u>-</u>	<u>-</u>	<u>-</u>	<u>-</u>	<u>-</u>	<u>-</u>
Total fund balances	<u>\$ 133,019</u>	<u>\$ 67,725</u>	<u>\$ 22,563</u>	<u>\$ 437,163</u>	<u>\$ 2,647</u>	<u>\$ 7,600</u>	<u>\$ 7,461</u>

<u>OPIOD Settlements</u>	<u>Emergency 911</u>	<u>Development Authority</u>	<u>Multiple Grant</u>	<u>Operational Grants</u>	<u>State Grant for Library</u>	<u>Salary Reimbursement United States Treasury</u>	<u>Total</u>
\$ -	\$ -	\$ 427,556	\$ -	\$ -	\$ -	\$ -	\$ 453,264
324,294	-	-	966	35,000	7,366	-	1,023,980
<u>-</u>	<u>-</u>	<u>2,331,906</u>	<u>-</u>	<u>-</u>	<u>-</u>	<u>-</u>	<u>2,331,906</u>
<u>\$ 324,294</u>	<u>\$ -</u>	<u>\$ 2,759,462</u>	<u>\$ 966</u>	<u>\$ 35,000</u>	<u>\$ 7,366</u>	<u>\$ -</u>	<u>\$ 3,809,150</u>
\$ -	\$ 3,149	\$ -	\$ -	\$ -	\$ 9,807	\$ -	\$ 15,946
<u>-</u>	<u>-</u>	<u>7,677</u>	<u>-</u>	<u>-</u>	<u>-</u>	<u>-</u>	<u>8,571</u>
<u>\$ -</u>	<u>\$ 3,149</u>	<u>\$ 7,677</u>	<u>\$ -</u>	<u>\$ -</u>	<u>\$ 9,807</u>	<u>\$ -</u>	<u>\$ 24,517</u>
<u>324,294</u>	<u>\$ -</u>	<u>\$ -</u>	<u>\$ 966</u>	<u>\$ 35,000</u>	<u>\$ -</u>	<u>\$ -</u>	<u>\$ 360,260</u>
<u>\$ 324,294</u>	<u>\$ -</u>	<u>\$ -</u>	<u>\$ 966</u>	<u>\$ 35,000</u>	<u>\$ -</u>	<u>\$ -</u>	<u>\$ 360,260</u>
\$ -	\$ -	\$ 2,751,785	\$ -	\$ -	\$ -	\$ -	\$ 3,429,963
<u>-</u>	<u>(3,149)</u>	<u>-</u>	<u>-</u>	<u>-</u>	<u>(2,441)</u>	<u>-</u>	<u>(5,590)</u>
<u>\$ -</u>	<u>\$ (3,149)</u>	<u>\$ 2,751,785</u>	<u>\$ -</u>	<u>\$ -</u>	<u>\$ (2,441)</u>	<u>\$ -</u>	<u>\$ 3,424,373</u>

**CATOOSA COUNTY, GEORGIA
NONMAJOR GOVERNMENTAL
SPECIAL REVENUE FUNDS
COMBINING STATEMENT OF REVENUES, EXPENDITURES
AND CHANGES IN FUND BALANCES
YEAR ENDED SEPTEMBER 30, 2023**

	<u>Confiscated Assets</u>	<u>DA Forfeiture</u>	<u>JCSA</u>	<u>DATE Program</u>	<u>Juvenile Supervision</u>	<u>Victim's Assistance</u>
REVENUES						
Charges for services	\$ -	\$ -	\$ -	\$ -	\$ -	\$ -
Intergovernmental	-	-	-	-	-	-
Fines, fees and forfeitures	28,269	40,575	163,382	77,244	1,897	14,416
Rental income	-	-	-	-	-	-
Other	-	-	-	-	-	-
Interest	85	-	-	-	-	-
	<u>28,354</u>	<u>40,575</u>	<u>163,382</u>	<u>77,244</u>	<u>1,897</u>	<u>14,416</u>
Total revenues	<u>28,354</u>	<u>40,575</u>	<u>163,382</u>	<u>77,244</u>	<u>1,897</u>	<u>14,416</u>
EXPENDITURES						
Current						
Judicial	-	22,144	-	-	1,800	9,127
General government	-	-	-	-	-	-
Public safety	15,043	-	167,908	93,268	-	-
Health and welfare	-	-	-	-	-	-
Housing and development	-	-	-	-	-	-
Culture and recreation	-	-	-	-	-	-
Capital outlay	-	-	27,809	-	-	-
Debt service	-	-	-	-	-	-
Principal	-	-	-	-	-	-
Interest	-	-	-	-	-	-
	<u>15,043</u>	<u>22,144</u>	<u>195,717</u>	<u>93,268</u>	<u>1,800</u>	<u>9,127</u>
Total expenditures	<u>15,043</u>	<u>22,144</u>	<u>195,717</u>	<u>93,268</u>	<u>1,800</u>	<u>9,127</u>
EXCESS (DEFICIENCY) OF REVENUES OVER EXPENDITURES						
	13,311	18,431	(32,335)	(16,024)	97	5,289
OTHER FINANCING SOURCES (USES)						
Proceeds from sale of land held for investment						
	-	-	-	-	-	-
Subscription-based IT arrangements						
	-	-	-	-	-	-
Transfer from other government						
	-	-	-	-	-	-
Transfer from other funds						
	-	-	-	-	-	-
	<u>-</u>	<u>-</u>	<u>-</u>	<u>-</u>	<u>-</u>	<u>-</u>
EXCESS (DEFICIENCY) OF REVENUES AND OTHER SOURCES OVER EXPENDITURES						
	13,311	18,431	(32,335)	(16,024)	97	5,289
FUND BALANCES						
Beginning	<u>119,708</u>	<u>49,294</u>	<u>54,898</u>	<u>453,187</u>	<u>2,550</u>	<u>2,311</u>
Ending	<u>\$ 133,019</u>	<u>\$ 67,725</u>	<u>\$ 22,563</u>	<u>\$ 437,163</u>	<u>\$ 2,647</u>	<u>\$ 7,600</u>

<u>Law Library</u>	<u>OPIOD Settlements</u>	<u>Emergency 911</u>	<u>Development Authority</u>	<u>Multiple Grant</u>	<u>Operational Grants</u>	<u>State Grant for Library</u>	<u>Salary Reimbursement United States Treasury</u>	<u>Total</u>
\$ 16,672	\$ -	\$ 1,439,302	\$ -	\$ -	\$ -	\$ -	\$ -	\$ 1,455,974
-	-	-	-	38,508	273,960	222,456	95	535,019
-	-	-	-	-	-	-	-	325,783
-	-	-	3,000	-	-	-	-	3,000
-	-	-	-	10,963	-	-	-	10,963
-	-	-	784	-	-	-	-	869
<u>16,672</u>	<u>-</u>	<u>1,439,302</u>	<u>3,784</u>	<u>49,471</u>	<u>273,960</u>	<u>222,456</u>	<u>95</u>	<u>2,331,608</u>
15,211	-	-	-	-	202,712	-	-	250,994
-	-	-	-	-	9,985	-	-	9,985
-	-	1,744,080	-	-	1,500	-	95	2,021,894
-	-	-	-	52,662	24,683	-	-	77,345
-	-	-	3,376	-	-	-	-	3,376
-	-	-	-	-	35,080	225,078	-	260,158
36,840	-	327,346	-	-	-	-	-	391,995
514	-	618	-	-	-	-	-	1,132
85	-	14	-	-	-	-	-	99
<u>52,650</u>	<u>-</u>	<u>2,072,058</u>	<u>3,376</u>	<u>52,662</u>	<u>273,960</u>	<u>225,078</u>	<u>95</u>	<u>3,016,978</u>
(35,978)	-	(632,756)	408	(3,191)	-	(2,622)	-	(685,370)
-	-	-	85,949	-	-	-	-	85,949
36,840	-	2,346	-	-	-	-	-	39,186
6,599	-	-	-	-	-	-	-	6,599
-	-	628,310	-	-	-	-	-	628,310
<u>43,439</u>	<u>-</u>	<u>630,656</u>	<u>85,949</u>	<u>-</u>	<u>-</u>	<u>-</u>	<u>-</u>	<u>760,044</u>
7,461	-	(2,100)	86,357	(3,191)	-	(2,622)	-	74,674
-	-	(1,049)	2,665,428	3,191	-	181	-	3,349,699
<u>\$ 7,461</u>	<u>\$ -</u>	<u>\$ (3,149)</u>	<u>\$ 2,751,785</u>	<u>\$ -</u>	<u>\$ -</u>	<u>\$ (2,441)</u>	<u>\$ -</u>	<u>\$ 3,424,373</u>

**CATOOSA COUNTY, GEORGIA
NONMAJOR GOVERNMENTAL
CAPITAL PROJECTS FUNDS
COMBINING BALANCE SHEET
SEPTEMBER 30, 2023**

	Grant Fund	Financed Fund	Total
ASSETS			
Due from other funds	\$ 66,102	\$ 9,409,837	\$ 9,475,939
Total assets	\$ 66,102	\$ 9,409,837	\$ 9,475,939
LIABILITIES			
Accounts payable	\$ -	\$ 107,715	\$ 107,715
Total liabilities	\$ -	\$ 107,715	\$ 107,715
DEFERRED INFLOWS OF RESOURCES			
Deferred revenue	\$ 60,756	\$ -	\$ 60,756
Total deferred inflows of resources	\$ 60,756	\$ -	\$ 60,756
FUND BALANCES			
Restricted	\$ 5,346	\$ 9,302,122	\$ 9,307,468
Total fund balances	\$ 5,346	\$ 9,302,122	\$ 9,307,468

**CATOOSA COUNTY, GEORGIA
NONMAJOR GOVERNMENTAL
CAPITAL PROJECTS FUNDS
COMBINING STATEMENT OF REVENUES, EXPENDITURES
AND CHANGES IN FUND BALANCES
YEAR ENDED SEPTEMBER 30, 2023**

	Grant Fund	Financed Fund	Total
REVENUES			
Intergovernmental	\$ 136,104	\$ -	\$ 136,104
Other	4,614	-	4,614
Total revenues	140,718	-	140,718
EXPENDITURES			
Current			
Judicial	61,205	-	61,205
General government	3,412	422,529	425,941
Public safety	25,967	56,962	82,929
Public works	-	265,353	265,353
Culture and recreation	10,000	14,399	24,399
Capital outlay	40,000	1,548,365	1,588,365
Total expenditures	140,584	2,307,608	2,448,192
EXCESS (DEFICIENCY) OF REVENUES OVER EXPENDITURES	134	(2,307,608)	(2,307,474)
OTHER FINANCING SOURCES (USES)			
Transfer from other funds	-	3,971,966	3,971,966
	-	3,971,966	3,971,966
EXCESS (DEFICIENCY) OF REVENUES AND OTHER SOURCES OVER EXPENDITURES	134	1,664,358	1,664,492
FUND BALANCES			
Beginning	5,212	7,637,764	7,642,976
Ending	\$ 5,346	\$ 9,302,122	\$ 9,307,468

CUSTODIAL FUNDS

Custodial funds are used to account for funds collected by the County as an agent for individuals, private organizations, other governments, and other funds.

CATOOSA COUNTY, GEORGIA
COMBINING STATEMENT OF FIDUCIARY ASSETS AND LIABILITIES
CUSTODIAL FUNDS
SEPTEMBER 30, 2023

	Tax Commissioner	Superior Court	Magistrate Court	Probate Court	State Court	Sheriff	Total
ASSETS							
Cash and cash equivalents	\$ 1,824,561	\$ 378,655	\$ 124	\$ 389	\$ 175,158	\$ 140,374	\$ 2,519,261
Total assets	\$ 1,824,561	\$ 378,655	\$ 124	\$ 389	\$ 175,158	\$ 140,374	\$ 2,519,261
 LIABILITIES							
Due to other taxing districts	\$ 1,605,703	\$ -	\$ -	\$ -	\$ -	\$ -	\$ 1,605,703
Due to others	218,858	378,655	124	389	175,158	140,374	913,558
Total liabilities	\$ 1,824,561	\$ 378,655	\$ 124	\$ 389	\$ 175,158	\$ 140,374	\$ 2,519,261

CATOOSA COUNTY, GEORGIA
COMBINING STATEMENT OF CHANGES IN ASSETS AND LIABILITIES
CUSTODIAL FUNDS
YEAR ENDED SEPTEMBER 30, 2023

	Beginning	Additions	Deductions	Ending
ASSETS				
Cash and cash equivalents				
Tax Commissioner	\$ 1,619,829	\$ 43,313,402	\$ 43,108,670	\$ 1,824,561
Clerk of Superior Court	531,632	2,077,683	2,230,660	378,655
Magistrate Court	316	112,237	112,429	124
Probate Judge	(288)	40,019	39,342	389
State Court	165,300	473,256	463,398	175,158
Sheriff	160,435	672,176	692,237	140,374
 Total assets	 \$ 2,477,224	 \$ 46,688,773	 \$ 46,646,736	 \$ 2,519,261
 LIABILITIES				
Due to other taxing districts				
Tax Commissioner	1,340,677	43,276,942	43,011,916	1,605,703
	1,340,677	43,276,942	43,011,916	1,605,703
Due to others				
Tax Commissioner	\$ 279,152	\$ 36,460	\$ 96,754	\$ 218,858
Clerk of Superior Court	531,632	2,077,683	2,230,660	378,655
Magistrate Court	316	112,237	112,429	124
Probate Judge	(288)	40,019	39,342	389
State Court	165,300	473,256	463,398	175,158
Sheriff	160,435	672,176	692,237	140,374
	1,136,547	3,411,831	3,634,820	913,558
 Total liabilities	 \$ 2,477,224	 \$ 46,688,773	 \$ 46,646,736	 \$ 2,519,261

FINANCIAL SCHEDULES

CATOOSA COUNTY, GEORGIA
SCHEDULE OF CHANGES IN PROPERTY TAXES RECEIVABLE
SEPTEMBER 30, 2023

	Levy Year					Total
	2022	2021	2020	2019	Prior to 2019	
TAXES RECEIVABLE						
Beginning	\$ -	\$ 141,020	\$ 28,462	\$ 5,169	\$ 4,364	\$ 179,015
TAX LEVY	15,303,989	-	-	-	-	15,303,989
ADJUSTMENTS						
Releases, net of pickups	(128,260)	13,518	5,021	1,209	(50)	(108,562)
COLLECTIONS	(14,948,358)	(117,015)	(27,847)	(2,331)	50	(15,095,501)
TAXES RECEIVABLE						
Ending	<u>\$ 227,371</u>	<u>\$ 37,523</u>	<u>\$ 5,636</u>	<u>\$ 4,047</u>	<u>\$ 4,364</u>	<u>\$ 278,941</u>

INTERNAL CONTROL AND COMPLIANCE SECTION

CATOOSA COUNTY, GEORGIA
SCHEDULE OF EXPENDITURES OF FEDERAL AWARDS
YEAR ENDED SEPTEMBER 30, 2023

Grantor/Pass-Through Grantor/Program Title	Federal Assistance Listing Number	Contract or Pass-Through Number	Beginning Accrued (Deferred)	Cash Receipts (Refunds)	Expenditures	Adjustments	Ending Accrued (Deferred)
U.S. Department of Health and Human Services							
Pass-through from Georgia Department of Behavioral Health and Developmental Disabilities Block Grants for Prevention and Treatment of Substance Abuse	93.959	44100-026-0000014883	\$ (2,667)	\$ -	\$ 2,735	\$ (68)	\$ -
Total Health and Human Services			(2,667)	-	2,735	(68)	-
U.S. Department of Transportation							
Pass-through from Georgia Department of Transportation							
Federal Transit - Formula Grant Section 5311	20.509	TT007212	82,214	326,914	265,772	2,120	23,192
Federal Transit - Formula Grant Section 5311	20.509	TT007294	-	-	84,889	-	84,889
Total 20.509			82,214	326,914	350,661	2,120	108,081
Total Department of Transportation			82,214	326,914	350,661	2,120	108,081
U.S. Department of Homeland Security							
Pass-through from Georgia Emergency Management Agency							
Emergency Management Performance Grants	97.042	P-08-9-141	\$ -	\$ 17,265	\$ 17,265	\$ -	\$ -
Pass-through from Georgia Emergency Management Agency							
Hazard Mitigation Assistance	97.039	HMGP 4338-0009	25,500	25,500	-	-	-
Total Department of Homeland Security			25,500	42,765	17,265	-	-
U.S. Department of the Treasury							
Coronavirus State and Local Fiscal Recovery Funds Cluster							
COVID-19 Recovery Funds (ARP)	21.027	1505-0271	(7,086,535)	-	3,396,335	-	(3,690,200)
Pass-through from Judicial Council of Georgia							
COVID-19 American Rescue Plan Act Funding for Georgia's Judicial Branch (ARP)	21.027	N/A	-	12,219	43,604	-	31,385
COVID-19 Local Assistance and Tribal Consistency Fund	21.032	N/A	-	100,000	-	-	(100,000)
Total Coronavirus State and Local Fiscal Recovery Funds Cluster			(7,086,535)	112,219	3,439,939	-	(3,758,815)
Equitable Sharing	21.016	N/A	1,500	1,500	1,500	-	1,500
Total U.S. Department of the Treasury			(7,085,035)	113,719	3,441,439	-	(3,757,315)

CATOOSA COUNTY, GEORGIA
SCHEDULE OF EXPENDITURES OF FEDERAL AWARDS
YEAR ENDED SEPTEMBER 30, 2023

Grantor/Pass-Through Grantor/Program Title	Federal Assistance Listing Number	Contract or Pass-Through Number	Beginning Accrued (Deferred)	Cash Receipts (Refunds)	Expenditures	Adjustments	Ending Accrued (Deferred)
U.S. Department of Justice							
Bulletproof Vest Partnership Program	16.607	2021BUBX21027503	1,125	1,875	4,125	-	3,375
Pass-through from Georgia Justice Coordinating Council							
VOCA	16.575	C19-8-103	(7,837)	(7,837)	-	-	-
VOCA	16.575	N/A	-	30,831	61,339	-	30,508
VOCA	16.575	C21-8-001	28,967	28,967	-	-	-
			<u>21,130</u>	<u>51,961</u>	<u>61,339</u>	<u>-</u>	<u>30,508</u>
Pass-through from Georgia Criminal Justice Coordinating Council, Prosecuting Attorney's Council of Georgia							
COVID-19 Coronavirus Emergency Supplemental							
Funding	16.034	B50-8-128	17,597	24,597	7,000	-	-
VOCA	16.575	C21-8-001	65,272	168,740	195,712	-	92,244
			<u>82,869</u>	<u>193,337</u>	<u>202,712</u>	<u>-</u>	<u>92,244</u>
Total U.S. Department of Justice			<u>105,124</u>	<u>247,173</u>	<u>268,176</u>	<u>-</u>	<u>126,127</u>
Small Business Administration							
Shuttered Venue Operators Grant	59.075	SBAHQ21SV007951.3	(33,580)	-	33,580	-	-
Total Small Business Administration			<u>(33,580)</u>	<u>-</u>	<u>33,580</u>	<u>-</u>	<u>-</u>
Total Federal Awards			<u>\$ (6,908,444)</u>	<u>\$ 730,571</u>	<u>\$ 4,113,856</u>	<u>\$ 2,052</u>	<u>\$ (3,523,107)</u>

CATOOSA COUNTY, GEORGIA
NOTES TO THE SCHEDULE OF EXPENDITURES
OF FEDERAL AWARDS
SEPTEMBER 30, 2023

Note 1. Basis of Presentation

The accompanying schedule of expenditures of federal awards includes the federal grant activity of Catoosa County, Georgia and is presented on the accrual basis of accounting. The information in this schedule is presented in accordance with the requirements of Title 2 U.S. *Code of Federal Regulations* Part 200, *Uniform Administrative Requirements, Cost Principles, and Audit Requirements for Federal Awards* (Uniform Guidance). Therefore, some amounts presented in this schedule may differ from amounts presented in, or used in the preparation of, the basic financial statements.

Note 2. Summary of significant accounting policies

Expenditures reported on the Schedule are reported on the accrual basis of accounting. Such expenditures are recognized following the cost principles contained in the Uniform Guidance, wherein certain types of expenditures are not allowable or are limited as to reimbursement. Catoosa County, Georgia has elected not to use the 10-percent de minimis indirect cost rate allowed under the Uniform Guidance.



INDEPENDENT AUDITORS' REPORT ON INTERNAL CONTROL OVER FINANCIAL REPORTING AND ON COMPLIANCE AND OTHER MATTERS BASED ON AN AUDIT OF FINANCIAL STATEMENTS PERFORMED IN ACCORDANCE WITH *GOVERNMENT AUDITING STANDARDS*

**To the Board of Commissioners
Catoosa County, Georgia**

We have audited, in accordance with the auditing standards generally accepted in the United States of America and the standards applicable to financial audits contained in *Government Auditing Standards* issued by the Comptroller General of the United States, the financial statements of the governmental activities, the business-type activities, the aggregate discretely presented component unit, each major fund, and the aggregate remaining fund information of Catoosa County, Georgia as of and for the year ended September 30, 2023, and the related notes to the financial statements, which collectively comprise the County's basic financial statements and have issued our report thereon dated June 28, 2024. Our report includes a reference to other auditors who audited the financial statements of the Catoosa County Health Department, as described in our report on the Catoosa County, Georgia's financial statements. This report does not include the results of the other auditors' testing of internal control over financial reporting or compliance and other matters that are reported on separately by those auditors.

Report on Internal Control Over Financial Reporting

In planning and performing our audit of the financial statements, we considered Catoosa County, Georgia's internal control over financial reporting (internal control) as a basis for designing audit procedures that are appropriate in the circumstances for the purpose of expressing our opinions on the financial statements, but not for the purpose of expressing an opinion on the effectiveness of Catoosa County, Georgia's internal control. Accordingly, we do not express an opinion on the effectiveness of Catoosa County, Georgia's internal control.

A deficiency in internal control exists when the design or operation of a control does not allow management or employees, in the normal course of performing their assigned functions, to prevent, or detect and correct, misstatements on a timely basis. A *material weakness* is a deficiency, or a combination of deficiencies, in internal control such that there is a reasonable possibility that a material misstatement of the entity's financial statements will not be prevented, or detected and corrected, on a timely basis. A *significant deficiency* is a deficiency, or a combination of deficiencies, in internal control that is less severe than a material weakness, yet important enough to merit attention by those charged with governance.

Our consideration of internal control was for the limited purpose described in the first paragraph of this section and was not designed to identify all deficiencies in internal control that might be material weaknesses or significant deficiencies. Given these limitations, during our audit we did not identify any deficiencies in internal control that we consider to be material weaknesses. However, material weaknesses or significant deficiencies may exist that were not identified.

Report on Compliance and Other Matters

As part of obtaining reasonable assurance about whether the Catoosa County, Georgia's financial statements are free from material misstatement, we performed tests of its compliance with certain provisions of laws, regulations, contracts, and grant agreements, noncompliance with which could have a direct and material effect on the financial statements. However, providing an opinion on compliance with those provisions was not an objective of our audit, and, accordingly, we do not express such an opinion. The results of our tests disclosed no instances of noncompliance or other matters that are required to be reported under *Government Auditing Standards*.

Purpose of This Report

The purpose of this report is solely to describe the scope of our testing of internal control and compliance and the results of that testing, and not to provide an opinion on the effectiveness of the entity's internal control or on compliance. This report is an integral part of an audit performed in accordance with *Government Auditing Standards* in considering the entity's internal control and compliance. Accordingly, this communication is not suitable for any other purpose.

Johnson, Wickey & Menckem, P.C.

Chattanooga, Tennessee
June 28, 2024



**INDEPENDENT AUDITORS' REPORT ON COMPLIANCE FOR EACH
MAJOR PROGRAM AND ON INTERNAL CONTROL OVER
COMPLIANCE REQUIRED BY THE UNIFORM GUIDANCE**

**To the Board of Commissioners
Catoosa County, Georgia**

Report on Compliance for Each Major Federal Program

Opinion on Each Major Federal Program

We have audited Catoosa County, Georgia's compliance with the types of compliance requirements identified as subject to audit in the OMB *Compliance Supplement* that could have a direct and material effect on each of Catoosa County, Georgia's major federal programs for the year ended September 30, 2023. Catoosa County, Georgia's major federal programs are identified in the summary of auditors' results section of the accompanying schedule of findings and questioned costs.

In our opinion, Catoosa County, Georgia complied, in all material respects, with the types of compliance requirements referred to above that could have a direct and material effect on each of its major federal programs for the year ended September 30, 2023.

Basis for Opinion on Each Major Federal Program

We conducted our audit of compliance in accordance with auditing standards generally accepted in the United States of America; the standards applicable to financial audits contained in *Government Auditing Standards*, issued by the Comptroller General of the United States; and the audit requirements of Title 2 U.S. *Code of Federal Regulations* Part 200, *Uniform Administrative Requirements, Cost Principles, and Audit Requirements for Federal Awards* (Uniform Guidance). Our responsibilities under those standards and the Uniform Guidance are further described in the Auditors' Responsibilities for the Audit of Compliance section of our report.

We are required to be independent of Catoosa County, Georgia and to meet our other ethical responsibilities, in accordance with relevant ethical requirements relating to our audit. We believe that the audit evidence we have obtained is sufficient and appropriate to provide a basis for our opinion on compliance for each major federal program. Our audit does not provide a legal determination of Catoosa County, Georgia's compliance with the compliance requirements referred to above.

Responsibilities of Management for Compliance

Management is responsible for compliance with the requirements referred to above and for the design, implementation, and maintenance of effective internal control over compliance with the requirements of laws, statutes, regulations, rules, and provisions of contracts or grant agreements applicable to Catoosa County, Georgia's federal programs.

Auditors' Responsibilities for the Audit of Compliance

Our objectives are to obtain reasonable assurance about whether material noncompliance with the compliance requirements referred to above occurred, whether due to fraud or error, and express an opinion on Catoosa County, Georgia's compliance based on our audit. Reasonable assurance is a high level of assurance but is not absolute assurance and therefore is not a guarantee that an audit conducted in accordance with generally accepted auditing standards, *Government Auditing Standards*, and the Uniform Guidance will always detect material noncompliance when it exists. The risk of not detecting material noncompliance resulting from fraud is higher than for that resulting from error, as fraud may involve collusion, forgery, intentional omissions, misrepresentations, or the override of internal control. Noncompliance with the compliance requirements referred to above is considered material if there is a substantial likelihood that, individually or in the aggregate, it would influence the judgment made by a reasonable user of the report on compliance about Catoosa County, Georgia's compliance with the requirements of each major federal program as a whole.

In performing an audit in accordance with generally accepted auditing standards, *Government Auditing Standards*, and the Uniform Guidance, we:

- Exercise professional judgment and maintain professional skepticism throughout the audit.
- Identify and assess the risks of material noncompliance, whether due to fraud or error, and design and perform audit procedures responsive to those risks. Such procedures include examining, on a test basis, evidence regarding Catoosa County, Georgia's compliance with the compliance requirements referred to above and performing such other procedures as we considered necessary in the circumstances.
- Obtain an understanding of Catoosa County, Georgia's internal control over compliance relevant to the audit in order to design audit procedures that are appropriate in the circumstances and to test and report on internal control over compliance in accordance with the Uniform Guidance, but not for the purpose of expressing an opinion on the effectiveness of Catoosa County, Georgia's internal control over compliance. Accordingly, no such opinion is expressed.

We are required to communicate with those charged with governance regarding, among other matters, the planned scope and timing of the audit and any significant deficiencies and material weaknesses in internal control over compliance that we identified during the audit.

Report on Internal Control over Compliance

A deficiency in internal control over compliance exists when the design or operation of a control over compliance does not allow management or employees, in the normal course of performing their assigned functions, to prevent, or detect and correct, noncompliance with a type of compliance requirement of a federal program on a timely basis. A *material weakness in internal control over compliance* is a deficiency, or a combination of deficiencies, in internal control over compliance, such that there is a reasonable possibility that material noncompliance with a type of compliance requirement of a federal program will not be prevented, or detected and corrected, on a timely basis. A *significant deficiency in internal control over compliance* is a deficiency, or a combination of deficiencies, in internal control over

compliance with a type of compliance requirement of a federal program that is less severe than a material weakness in internal control over compliance, yet important enough to merit attention by those charged with governance.

Our consideration of internal control over compliance was for the limited purpose described in the Auditors' Responsibilities for the Audit of Compliance section above and was not designed to identify all deficiencies in internal control over compliance that might be material weaknesses or significant deficiencies in internal control over compliance. Given these limitations, during our audit we did not identify any deficiencies in internal control over compliance that we consider to be material weaknesses, as defined above. However, material weaknesses or significant deficiencies in internal control over compliance may exist that were not identified.

Our audit was not designed for the purpose of expressing an opinion on the effectiveness of internal control over compliance. Accordingly, no such opinion is expressed.

The purpose of this report on internal control over compliance is solely to describe the scope of our testing of internal control over compliance and the results of that testing based on the requirements of the Uniform Guidance. Accordingly, this report is not suitable for any other purpose.

Johnson, Neikay & Meucham, P.C.

Chattanooga, Tennessee
June 28, 2024

CATOOSA COUNTY, GEORGIA
SCHEDULE OF FINDINGS AND QUESTIONED COSTS
SEPTEMBER 30, 2023

A. SUMMARY OF AUDIT RESULTS

1. The independent auditors' report expresses an unmodified opinion on whether the financial statements of Catoosa County, Georgia were prepared in accordance with GAAP.
2. No significant deficiencies were reported and no material weaknesses were identified during the audit of the financial statements.
3. No instances of noncompliance material to the financial statements of Catoosa County, Georgia were disclosed by the audit.
4. No significant deficiencies were reported and no material weaknesses were identified during the audit of the major federal award program.
5. The auditors' report on the major federal awards program for Catoosa County, Georgia expresses an unmodified opinion.
6. Audit findings that are required to be reported in accordance with 2 CFR Section 200.516(a) are reported in this schedule.
7. The programs tested as major programs were:
 - U.S. Department of Treasury
 - COVID – Coronavirus State and Local Fiscal Recovery Funds – Federal Assistance Listing Number 21.027
8. The threshold for distinguishing Type A and B programs was \$750,000.
9. Catoosa County, Georgia was determined to be a low-risk auditee.

B. FINDINGS - FINANCIAL STATEMENTS AUDIT

Current Year Findings

None

Prior Year Findings

2022-001 Segregation of Duties

Condition

Audit tests revealed inadequate segregation of duties surrounding the Clerk of Courts check signing and reconciliation procedures.

Status

Corrected for the year ended September 30, 2023.

**CATOOSA COUNTY, GEORGIA
SCHEDULE OF FINDINGS AND QUESTIONED COSTS
SEPTEMBER 30, 2023**

C. FINDINGS AND QUESTIONED COSTS – MAJOR FEDERAL AWARD PROGRAMS AUDIT

Current Year Findings

None

Prior Year Findings

None

SPECIAL LOCAL OPTION SALES TAX

**INDEPENDENT AUDITORS' REPORT ON
SPECIAL 1 PERCENT SALES AND USE TAX**

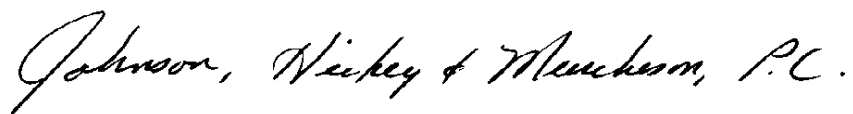
**To the Board of Commissioners
Catoosa County, Georgia**

We have audited the financial statements of the governmental activities, the business-type activities, the aggregate discretely presented component unit, each major fund, and the aggregate remaining fund information of Catoosa County, Georgia, as of and for the year ended September 30, 2023, and the related notes to the financial statements, which collectively comprise the County's basic financial statements, and have issued our report thereon dated June 28, 2024. We have also audited the accompanying schedules of the County's projects constructed with special local option sales tax funds, for the year ended September 30, 2023, (the specific projects allowed having been identified in resolutions dated June 17, 2008, January 15, 2013, and February 6, 2018, calling for imposition of the special sales and use tax authorized by Section 48-8-110 OCGA). These schedules are the responsibility of the management of Catoosa County, Georgia. Our responsibility is to express an opinion on the schedules based on our audit.

Our objectives are to obtain reasonable assurance about whether the financial statements as a whole are free from material misstatement, whether due to fraud or error, and to issue an auditors' report that includes our opinions. Reasonable assurance is a high level of assurance but is not absolute assurance and therefore is not a guarantee that an audit conducted in accordance with generally accepted auditing standards and *Government Auditing Standards* will always detect a material misstatement when it exists. The risk of not detecting a material misstatement resulting from fraud is higher than for one resulting from error, as fraud may involve collusion, forgery, intentional omissions, misrepresentations, or the override of internal control. Misstatements are considered material if there is a substantial likelihood that, individually or in the aggregate, they would influence the judgment made by a reasonable user based on the financial statements. We believe that the audit evidence we have obtained is sufficient and appropriate to provide a basis for our audit opinion.

In our opinion, the schedules of the County's projects constructed with special local option sales tax funds, as referred to above, present fairly, in all material respects, the amounts of projects constructed with proceeds from the County's special local option sales tax for the year ended September 30, 2023, in conformity with accounting principles generally accepted in the United States of America.

This report is intended solely for the information and use of the Board of Commissioners, management, others within the organization, and state regulatory agencies and is not intended to be and should not be used by anyone other than these specified parties.



Chattanooga, Tennessee
June 28, 2024

CATOOSA COUNTY, GEORGIA
SCHEDULE OF SPECIAL PURPOSE LOCAL OPTION
SALES TAX PROJECTS 2009 CYCLE
YEAR ENDED SEPTEMBER 30, 2023

PROJECT	ORIGINAL ESTIMATED COST	REALLOC- ATIONS	REVISED ESTIMATED COSTS	EXPENDITURES			PERCENTAGE OF COMPLETION	CUMULATIVE OTHER FUNDING
				PRIOR YEARS	CURRENT YEAR	TOTAL		
Fort Oglethorpe sewer, water and capital outlay projects	\$ 7,112,000	\$ -	\$ 7,112,000	\$ 5,747,923	\$ -	\$ 5,747,923	81%	\$ 29,229
Ringgold sewer, water and capital outlay projects	2,520,000	-	2,520,000	2,260,366	-	2,260,366	90%	33,163
Catoosa Utility District water projects	4,000,000	-	4,000,000	3,231,921	-	3,231,921	81%	15,518
Catoosa County sewer projects	15,750,000	-	15,750,000	12,463,725	-	12,463,725	79%	-
Recreation	2,000,000	-	2,000,000	1,607,369	-	1,607,369	80%	-
Public safety equipment	5,509,000	-	5,509,000	4,323,526	-	4,323,526	78%	-
Public works vehicles	1,500,000	-	1,500,000	1,591,270	-	1,591,270	106%	-
Multi-purpose buildings	1,190,000	-	1,190,000	972,678	-	972,678	82%	-
Roads, buildings, and stormwater	9,869,000	-	9,869,000	10,022,727	-	10,022,727	100%	2,087,050
Library enhancement	500,000	-	500,000	353,086	15,928	369,014	74%	-
Economic development	2,000,000	-	2,000,000	1,657,974	-	1,657,974	83%	611
GIS department	400,000	-	400,000	227,406	6,299	233,705	58%	5,940
Historical tourism/greenspace	750,000	-	750,000	723,146	-	723,146	96%	10,000
	<u>\$ 53,100,000</u>	<u>\$ -</u>	<u>\$ 53,100,000</u>	<u>\$ 45,183,117</u>	<u>\$ 22,227</u>	<u>\$ 45,205,344</u>		<u>\$ 2,181,511</u>

Reconciliation of current year expenditures

SPLOST 2009 expenditures per financial statements

\$ 22,227

**CATOOSA COUNTY, GEORGIA
SCHEDULE OF SPECIAL PURPOSE LOCAL OPTION
SALES TAX PROJECTS 2014 CYCLE
YEAR ENDED SEPTEMBER 30, 2023**

PROJECT	ORIGINAL	REALLOC- ATIONS	REVISED	EXPENDITURES			PERCENTAGE OF COMPLETION	CUMULATIVE OTHER FUNDING
	ESTIMATED COST		ESTIMATED COSTS	PRIOR YEARS	CURRENT YEAR	TOTAL		
Fort Oglethorpe sewer, water and capital outlay projects	\$ 7,150,000	\$ -	\$ 7,150,000	\$ 6,015,482	\$ -	\$ 6,015,482	84%	\$ 2,792
Ringgold sewer, water and capital outlay projects	2,500,000	-	2,500,000	1,873,933	191,817	2,065,750	83%	1,496
Catoosa Utility District water projects	2,300,000	-	2,300,000	1,934,249	-	1,934,249	84%	97
Catoosa County sewer projects	12,400,000	-	12,400,000	8,864,282	-	8,864,282	71%	447,666
Recreation	2,263,101	-	2,263,101	1,965,143	-	1,965,143	87%	62,020
Public safety equipment and buildings	9,222,399	-	9,222,399	8,186,888	6,618	8,193,506	89%	449,230
Roads and bridges	9,000,000	(2,145,409)	6,854,591	7,925,387	-	7,925,387	116%	2,502,387
Equipment and vehicles	2,164,500	-	2,164,500	1,820,205	-	1,820,205	84%	-
Public buildings and grounds	800,000	-	800,000	894,968	365	895,333	112%	222,584
Courthouse renovation	2,200,000	-	2,200,000	1,466,393	750	1,467,143	67%	-
Stormwater projects	3,000,000	-	3,000,000	2,520,458	-	2,520,458	84%	-
Economic development	6,700,000	2,145,409	8,845,409	7,544,998	-	7,544,998	85%	353,234
GIS department	300,000	-	300,000	207,153	-	207,153	69%	-
	<u>\$ 60,000,000</u>	<u>\$ -</u>	<u>\$ 60,000,000</u>	<u>\$ 51,219,539</u>	<u>\$ 199,550</u>	<u>\$ 51,419,089</u>		<u>\$ 4,041,506</u>

Reconciliation of current year expenditures

SPLOST 2014 expenditures per financial statements

\$ 199,550

CATOOSA COUNTY, GEORGIA
SCHEDULE OF SPECIAL PURPOSE LOCAL OPTION
SALES TAX PROJECTS 2019 CYCLE
YEAR ENDED SEPTEMBER 30, 2023

PROJECT	ORIGINAL	REALLOC- ATIONS	REVISED	EXPENDITURES			PERCENTAGE OF COMPLETION	CUMULATIVE OTHER FUNDING
	ESTIMATED COST		ESTIMATED COSTS	PRIOR YEARS	CURRENT YEAR	TOTAL		
Fort Oglethorpe sewer, water and capital outlay projects	\$ 7,800,000	\$ -	\$ 7,800,000	\$ 3,293,021	\$ 2,464,693	\$ 5,757,714	74%	\$ 531,050
Ringgold sewer, water and capital outlay projects	2,665,000	-	2,665,000	-	-	-	0%	31,104
Catoosa Utility District water projects	1,250,000	-	1,250,000	569,421	-	569,421	46%	3,232
Catoosa County sewer projects	11,035,000	-	11,035,000	228,715	1,437,909	1,666,624	15%	-
Recreation	2,400,000	-	2,400,000	2,000,962	42,737	2,043,699	85%	31,755
Emergency equipment	9,400,000	-	9,400,000	2,241,977	655,990	2,897,967	31%	-
County equipment and vehicles	1,625,000	-	1,625,000	496,062	40,020	536,082	33%	-
Public buildings and grounds	1,500,000	-	1,500,000	270,501	130,131	400,632	27%	-
Roads and bridges	11,400,000	2,145,409	13,545,409	9,463,251	5,212,336	14,675,587	108%	6,252,698
Library	300,000	-	300,000	-	-	-	0%	-
Stormwater projects	2,500,000	-	2,500,000	1,121,781	152,193	1,273,974	51%	-
Economic Development	8,000,000	(2,145,409)	5,854,591	5,059,011	-	5,059,011	86%	783,802
GIS department	125,000	-	125,000	45,088	-	45,088	36%	-
	<u>\$ 60,000,000</u>	<u>\$ -</u>	<u>\$ 60,000,000</u>	<u>\$ 24,789,790</u>	<u>\$ 10,136,009</u>	<u>\$ 34,925,799</u>		<u>\$ 7,633,641</u>

Reconciliation of current year expenditures
SPLOST 2019 expenditures per financial statements

\$ 10,136,009

